


REPOWER PRODUCT GUIDE

2019



**BRUNSWICK MARINE
IN EMEA**

FLAGSHIP PROTECTION FOR ALL FOURSTROKE MARINE ENGINES

All New FourStroke Oil Technology

Brand new FourStroke oil formulations provide the best protection and performance.
3 things to know:



1 FOR USE IN ALL FOURSTROKE MARINE ENGINES

New formula FourStroke oils for use in all brands of FourStroke outboard, sterndrive and inboard engines and exceeds all marine industry FourStroke oil requirements including FC-W® and FC-W® Catalyst Compatible.

2 FLAGSHIP ENGINE AND CORROSION PROTECTION

- Industry leading strength and viscosity retention
- Ultimate corrosion and wear protection



3 THE MOST RECOMMENDED MARINE OIL

Over 5 years of engineering and development by the largest marine engine manufacturer in the world.

#1

FourStroke Outboards							Gas Sterndrives/Inboards				
	Non-SeaPro Engines					15 HP to 150 HP SeaPro	Verado	Non-Catalyzed Engine	Catalyzed Engine	Part Number	
	Low HP 2.5 HP to 9.9 HP	Low HP 15 HP to 60 HP	Mid HP 75 HP to 115 HP (1.7L)	Mid HP 75 HP to 115 HP (2.1L)	150 HP						
10W30 Mineral	Good*	Good*	Good*	Good	Good	Good	Not Applicable	Not Applicable		1 L: 4 L: 208 L:	8M0086220 8M0086221 8M0086222
10W30 Synthetic Blend	BEST	Good*	Good*	BEST	BEST	Good*	Not Applicable	Not Applicable		1 L: 4 L: 208 L:	8M0152563 8M0152564 8M0152565
25W40 Mineral	Good	Good	Good	Good	Good	Good	Good	Good**	Good**	1 L: 4 L: 60 L: 208 L:	8M0086223 8M0086224 8M0121914 8M0086225
25W40 Synthetic Blend	Good	BEST	BEST	Good	Good	BEST	BEST	BEST**	BEST**	1 L: 4 L: 208 L:	8M0086226 8M0086227 8M0086228
3.4 L V6 Outboards				4.6L V8 Outboards							
	FourStroke	SeaPro	ProXS	FourStroke	SeaPro	ProXS	Part Number				
10W30 Mineral	Good	Not Applicable	Good	Good	Not Applicable	Good	1 L: 4 L: 208 L:	8M0086220 8M0086221 8M0086222			
10W30 Synthetic Blend	BEST	Not Applicable	BEST	BEST	Not Applicable	BEST	1 L: 4 L: 208 L:	8M0152563 8M0152564 8M0152565			
25W40 Mineral	Not Applicable	Good	Not Applicable	Not Applicable	Good	Not Applicable	1 L: 4 L: 60 L: 208 L:	8M0086223 8M0086224 8M0121914 8M0086225			
25W40 Synthetic Blend	Not Applicable	BEST	Not Applicable	Not Applicable	BEST	Not Applicable	1 L: 4 L: 208 L:	8M0086226 8M0086227 8M0086228			

Quicksilver Grease Product Line Simplified

Quicksilver greases have gone through a makeover. The product line has been simplified to eliminate confusion about which grease to use in what application.

Quicksilver Extreme Grease is a new grease that provides better rust and corrosion protection than the greases it replaces. It also provides better wear protection in high temperature, high load applications. Extreme grease is a calcium-sulfonate based NLGI 2 grease that meets GCLB requirements and can be used in the applications listed in the chart below:

Application:	Marine		ATV/UTV and Motorcycles	Snowmobiles	Trailers	Auto
	Outboard	Stern Drive				
Steering systems/cable, linkages	2-4-C	2-4-C	Extreme	Extreme		
Throttle & shift cables & linkages	2-4-C	2-4-C	Extreme	Extreme		Extreme
Remote controls	2-4-C	2-4-C				
Prop shafts	2-4-C	2-4-C				
Swivel pins	2-4-C	2-4-C				
Tilt lock mechanism/tilt tube	2-4-C					
Hinge pins		2-4-C				
Drive shaft splines (engine couplers)		Extreme				Extreme
Gimbal bearings		Extreme				
U-Joints		Extreme	Extreme			Extreme
Suspension systems			Extreme	Extreme	Extreme	Extreme
Chassis			Extreme			Extreme
Ball joints						Extreme
Disc brakes & ABS applications			Extreme	Extreme		Extreme
Trailer wheel bearings Boat Trailers Campers Utility Trailers					2-4-C Extreme Extreme	

Previous Product Line

2-4-C Marine Grease
Special 101

Engine Coupler / Spline Grease
U-Joint/Gimbal Bearing Grease
Anti-Corrosion Grease

Needle Bearing Assembly Grease

New Product Line

2-4-C Marine Grease replaces **Special 101**

- Better wear protection
- Compatible with other greases

Replaced by **Extreme Grease**

- Protects better than previous greases
- Superior rust and corrosion protection
- Won't break down under high heat

Assembly Grease

- Same formula - new name
- Conveniently packaged in 1 lb tubs



Previous Part Number	Product Description	Replaced by	Product Description
92-802868Q1	Needle Bearing Assembly Lubricant 8 oz tube @ 6	92-8M0071836	Assembly Grease - 16 oz tub @ 4
92-802865Q02	Special 101 Lubricant 8 oz tube @ 6	92-8M0121966	2-4-C Marine Grease - 8 oz tube @ 12
92-802871Q1	U-Joint & Gimbal Bearing Lubricant 3 3 oz cartridges @ 10	92-8M0071837	Extreme Grease - 3 3oz cartridges @ 10
92-802870Q1	U-Joint & Gimbal Bearing Lubricant 14 oz cartridge @ 4	92-8M0071841	Extreme Grease - 14 oz cartridge @ 4
92-802867Q1	Anti-Corrosion Grease - 8 oz tube @ 6	92-8M0071838	Extreme Grease - 8 oz tube @ 6
92-802869Q1	Engine Coupler / Spline Grease 14 oz cartridge @ 4	92-8M0071841	Extreme Grease - 14 oz cartridge @ 4

TABLE OF CONTENTS

<p>225 - 250 ProXS Dressed Powerheads 2</p> <p>Fully Dressed Powerhead Cross Reference Chart 5</p> <p>Outboard Gearcase 16</p> <p>Outboard Gearcases - New 17</p> <p style="padding-left: 20px;">Mercury, Mariner 3-Cylinder (70, 75, 80, 90 HP) . . . 17</p> <p style="padding-left: 20px;">Mercury, Mariner V-6 17</p> <p style="padding-left: 20px;">Mercury 150 Hp 4-Stroke Outboard Gearcases . . . 19</p> <p style="padding-left: 20px;">Mercury 40-60 Hp 4-Stroke Outboard Bigfoot Gearcases 18</p> <p style="padding-left: 20px;">Mercury 75, 90 & 115 Hp 4-Stroke Outboard Gearcases 18</p> <p style="padding-left: 20px;">Mercury Mariner 4-Cylinder (100, 115, 125 HP) . . . 17</p> <p style="padding-left: 20px;">Outboard Gearcase-New 17</p> <p style="padding-left: 20px;">Verado 135-200 L4 Outboard Gearcases 19</p> <p style="padding-left: 20px;">Verado 200-275 L6 Outboard Gearcases 19</p> <p style="padding-left: 20px;">Verado 300 L6 Outboard Gearcases 19</p> <p>Outboard Powerhead Features 1</p> <p>Outboard Powerhead Features 4</p> <p>Quicksilver SportJet Powerheads 12</p> <p>Remanufactured 2-Stroke Outboard Powerheads 6</p> <p style="padding-left: 20px;">2.5 Liter Powerhead, Mercury/Mariner 6</p> <p style="padding-left: 20px;">3.0 Liter Powerhead, Mercury/Mariner 7</p> <p style="padding-left: 20px;">3-Cylinder Powerhead, Mercury/Mariner 6</p> <p style="padding-left: 20px;">4-Cylinder Powerhead, Force 6</p> <p style="padding-left: 20px;">4-Cylinder Powerhead, Mercury/Mariner 6</p> <p>Remanufactured FourStroke Outboard Powerheads 8</p> <p style="padding-left: 20px;">115 EFI FourStroke Powerheads 8</p> <p style="padding-left: 20px;">150 EFI FourStroke Powerheads 8</p> <p style="padding-left: 20px;">75/90 EFI FourStroke Powerheads 8</p>	<p>Outboard Powerhead Cross Reference Chart . . . 9</p> <p style="padding-left: 20px;">Verado Powerhead 8</p> <p>Remanufactured Fully Dressed Powerheads 3</p> <p>Remanufactured Sport Jet Powerheads 13</p> <p style="padding-left: 20px;">Mercury Sport Jet 175XR2 13</p> <p style="padding-left: 20px;">Mercury Sport Jet 240 13</p> <p style="padding-left: 20px;">Mercury Sport Jet 250 13</p> <p>Sport Jet Powerhead Cross Reference Chart . . . 14</p> <p>Remanufactured Verado Superchargers 15</p> <p>.040 in. (1 mm) Oversize Piston w/Rings Chart 66</p> <p>*NEW* Quicksilver Cylinder Heads 90</p> <p>*NEW* Quicksilver Cylinder Heads 92</p> <p style="padding-left: 20px;">*NEW* Quicksilver Big Block V-8 Cylinder Heads 93</p> <p style="padding-left: 20px;">*NEW* Quicksilver Inline 4-Cylinder Heads 92</p> <p style="padding-left: 20px;">*NEW* Quicksilver Small Block V8-Cylinder Heads 92</p> <p style="padding-left: 20px;">*NEW* Quicksilver V6-Cylinder Heads 92</p> <p style="padding-left: 20px;">Quicksilver Cylinder Head Replacement Valves . . . 93</p> <p>*NEW* Quicksilver Cylinder Heads Application Chart 91</p> <p>3.0L/4.3L/350/540 Crate Engines 22</p> <p style="padding-left: 20px;">3.0L Crate Engines 22</p> <p style="padding-left: 20px;">350 Crate Engines 24</p> <p style="padding-left: 20px;">350 Crate Engines 25</p> <p style="padding-left: 20px;">4.3L Crate Engines 23</p> <p style="padding-left: 20px;">540 Bravo Crate Engines 26</p> <p>Accessory Kits for Plus-Series Engines 37</p> <p style="padding-left: 20px;">10 Pin Boat Harness/instrument Harness 44</p>
--	---

14-10 Pin Harness Adaptor	45	Engine Break-In Procedures	105
Block Plugs - Dipstick Hole	37	Engine Identification Sheet	101
Carburetor Wedge Kit	37	4.3L Engine Identification	101
Closed Cooling Chart	43	5.0 / 5.7L Engine Identification	102
Closed Cooling Kits	42	Big Block Engine Identification	103
Crankshaft Spacer	37	Inboard Transmission - New	119
Engine Covers	37	Borg Warner / Velvet Drive Direct-Across	120
Engine Flush Kit	43	Borg Warner / Velvet Drive Down Angle	119
Engine Headers	38	ZF/Hurth 45C Direct Across	119
Exhaust Riser Chart	41	ZF/Hurth 630A Down Angle Transmission	119
Exhaust Riser Kits	38	ZF/Hurth 630 V-Drive Transmission	119
Flame Arrestor	37	Inboard Transmissions - Reman	121
Hot Water Heater Fitting Kits	41	Borg Warner / Velvet Drive Direct-Across -	
Module Kit	44	Reman	122
Plus Series Inboard to V-Drive Conversion		Borg Warner / Velvet Drive Down-Angle -	
Charts	44	Reman	121
Power Steering Kits	47	Borg Warner / Velvet Drive V-Drive Transmissions	
Power Trim Pump and Harnesses	46	-Reman	122
Remote Oil Kit	41	ZF / Hurth 630A Down Angle Transmissions -	
Shim Kit - Rear MCM Engine Mount	38	Reman	121
SmartCraft Rigging	45	ZF / Hurth 630 V-Drive Transmissions -Reman	121
Transom Adapter / Sterndrive	47	Intake and Exhaust Gasket Cross	
Transom Harness	44	Reference Chart	95
Water Separating Fuel Filters	44	Longblock Cross Reference Charts	73
Corrosion - Look and Compare	106	MerCruiser "NEW" Diesel Longblocks	72
Cross Reference Charts	123	MerCruiser *NEW* Cylinder Heads	89
Driveshaft Housing Cross Reference Charts	124	MerCruiser *NEW* Gasoline Longblocks	70
Engine Longblock Cross Reference Charts	123	MerCruiser Sterndrives - New	110
Inboard Transmission Cross Reference		Driveshaft Housings - Basic	114
Charts	125	Driveshaft Housings - Complete	113
MerCruiser Gear Housing Cross Reference		Gear Housings - Basic	117
Chart	124	Gear Housings - Complete	115
Dare to Compare	96	Sterndrives - Alpha One	110
Compare	96		
Components and Assembly	99		
Notes and Process	98		
Parts	97		
Testing	100		

Sterndrives - Alpha One Gen II	110	Pro-Series Longblock Features	61
Sterndrives - Bravo One	111	Quicksilver Crate Engines	27
Sterndrives - Bravo One (Classic)	111	3.0L Crate Engine	27
Sterndrives - Bravo One (SeaCore)	111	350 Crate Engine	27
Sterndrives - Bravo Three	112	350 MPI Bravo Crate Engine	28
Sterndrives - Bravo Three (Classic)	112	4.3L Crate Engine	27
Sterndrives - Bravo Three (SeaCore)	113	540 Bravo Crate Engine	28
Sterndrives - Bravo Two	112	Quicksilver Plus Series Engines	32
Sterndrives - Bravo Two (Classic)	111	3.0L Alpha TKS	32
Sterndrives - Bravo Two (SeaCore)	112	350 MPI Alpha	33
MerCruiser Transoms - New	118	350 MPI Bravo	34
Transom Assembly - Alpha	118	Quicksilver PLUS-SERIES Engines	35
Transom Assembly - Bravo	118	3.0L TKS - Engine Only	35
Transom Assembly - Bravo (SeaCore)	118	350 MPI Alpha - Engine Only	35
Mercury Remanufacturing PLUS-SERIES Engines	30	350 MPI Bravo - Engine Only	36
3.0L TKS - Engine Only	30	Quicksilver Propellers for Plus Series Engines	48
350 MPI Alpha - Engine Only	31	Quicksilver Propellers 3.0L and 4.3L Engines	50
383 Mag Stroker - Engine Only	31	Quicksilver Propellers 350 - 375 Alpha Engines	51
4.3L Alpha 4V - Engine Only	31	Quicksilver Propellers 375 Mag Bravo One	52
4.3L Gen+ / Partially Dressed Engine	30	Quicksilver Propellers 375 Mag Bravo Three	53
Oil Priming Instructions	104	Quicksilver Propellers 383 Mag Bravo One	54
Oversize Bearings and Valves Chart	67	Quicksilver Propellers 383 Mag Bravo Three	55
Plus Series Engines	29	Quicksilver Propellers 383 Stroker Bravo One and Three	56
Plus Series Engines - Partially Dressed Engine Features	21	Quicksilver Propellers 496 HO -Bravo One and Three	57
Pro-Series Longblock Assembly	62	Quicksilver Propellers 540 Mag Bravo One X	58
3.0 Liter / 4 Cylinder Longblock Assembly	62	Quicksilver Propellers 540 Mag Bravo Three (Twin Engine)	60
4.3 Liter V-6 Longblock Assembly	62	Quicksilver Propellers 540 Mag Bravo Three X (Single Engine)	59
5.0 Liter V-8 Longblock Assembly	62	Wide Open Throttle - RPM	49
5.7 Liter V-8 Longblock Assembly	63		
6.2 Liter V-8 Longblock Assembly	63		
7.4 Liter V-8 Longblock Assembly	64		
8.1 Liter 496 V-8 Longblock Assembly	64		

Quicksilver Value Series Longblocks	68
Reman Cylinder Heads - MerCruiser	65
V-6 Cylinder Heads	65
V-8 Big-Block Cylinder Heads	65
V-8 Small-Block Cylinder Heads	65
Sterndrive Available Gear Ratios	107
Application Information Charts	126
Alpha Repower	126
Bravo Repower	127
Classic Mercruiser Drives	137
Diesel DTS Rigging Accessories	147
Diesel Non-DTS Rigging Accessories	145
Diesel Tier 3 Service Parts	149
Inboard Engines	129
Inboard Transmissions	132
Mercruiser Transoms	139
New 2-Stroke Outboard Gearcases	142
New 4-Stroke Outboard Gearcases	143
New and Remanufactured Mercruiser Gearcases and Driveshaft Housings	138
New Mercruiser Drives	135
Outboard Powerheads	140
Quicksilver Cylinder Heads	144
Quicksilver Gas Rigging Accessories	133
Volvo Engines	131
Zeus Gearcase Diesel Service Parts	151

PRODUCT INTRODUCTION

Repowering a boat provides the best value to go boating. Mercury Marine leads the industry with: the most comprehensive line-up of products backed by a factory limited warranty, professional service support, and the fastest delivery to maximize your time spent on the water. This leadership comes from engaged people who deliver innovative products with efficient services to provide the best products and support for repowering most recreational boats on a global scale. We organize our comprehensive portfolio into different brands of products:

- Mercury Outboards, Sterndrives and Inboards
- Quicksilver Parts and Accessories
- Mercury Remanufacturing
- Quicksilver Remanufacturing

Mercury Outboards, Sterndrives and Inboards provide the latest technology with award winning products for new boats and repowering. These specialized products concentrate on supporting new technologies such as: Emissions Control Technology, Digital Throttle and Shift, Joystick Piloting, and advanced 4-Stroke engine designs integrated with new boat hulls to reduce NVH. These products are covered in other publications.

For over 65 years Quicksilver Parts and Accessories have been available in retail stores, independent marine dealerships, powersports dealerships and local convenience stores. A new chapter in Quicksilver history opens with 100% new Quicksilver engines to provide support for marine and non-marine legacy engines for years to come. Check out all the 100% new Plus Series, Crate Engines, Value Series longblocks, and Iron Cylinder Heads available to effect major repairs for all types of legacy engines and repower classic boats for years to come.

The growth of Mercury Remanufacturing continues as the marine service industry realizes the benefits of quality remanufactured & fully dressed Plus Series from Mercury. Mercury Remanufacturing continues to expand our family of products helping marine dealers provide even more ways to save time and money.

Quicksilver Remanufacturing offers major assemblies at the highest quality and best value in the market today! No one provides as much included content to lower over cost, maximize quality, and reduce the time it takes to get the job done. Quicksilver Remanufacturing specializes in premium: longblocks, powerheads, transmissions, & cylinder heads.

Get your Customers back on the water faster with the assurance of a Mercury factory-backed limited warranty. Repowering offers a tremendous value to you and your customers with our products and services that stand unique in the marine industry for good reason:

- ✓ World class products to repower most recreational boats
- ✓ The only Marine OEM who remanufactures
- ✓ Factory Warranty and Service Support
- ✓ Product available globally at thousands of dealers

Visit us at www.quicksilver-products.com or via Extranet for inventory, special promotions, seasonal programs, frequently asked questions, and much more!

WARRANTY STATEMENT

ONE YEAR STANDARD LIMITED WARRANTY STATEMENT

Mercury and Quicksilver Remanufacturing Products and Accessories Limited Warranty
Europe, Middle-East and Africa

- A.** *Mercury Marine* warrants each Remanufactured product and or accessory (not those made for high performance purposes) manufactured or sold by it to be free from defects in material and workmanship; but only when the consumer sale is made in the country to which distribution is authorized by us, and then only after the pre-delivery inspection process specified by *Mercury Marine* is completed and documented.
- B.** The warranty shall remain in effect for a period of one year from the date of retail purchase.
- C.** This warranty does not cover normally worn parts, adjustments, tune-ups, or damage caused by:
1) Neglect, lack of maintenance, accident, abnormal operation or improper installation or service;
2) Use of any product or accessory not manufactured or sold by us; 3) Operation with fuels, oil or lubricants which are not suitable for use with the products or accessories; 4) Participating in or preparing for racing or other competitive activity or operating with a racing type or modified lower unit; 5) Water entering engine cylinder(s) through exhaust system, carburetion, or fuel injection system; 6) Failure or damage caused by fuel deterioration or phase separation, fuel formulation, contamination, varnishing, or gumming.
- D.** Our obligation under the warranty is limited to repairing a defective part, or refunding purchase price, or at our option replacing such part or parts with either new or *Mercury* factory certified remanufactured parts as shall be necessary to remedy defects in materials or workmanship as covered by this warranty. The repair or replacement of parts, or the performance of service, under this warranty, does not extend the period of this warranty beyond its original expiration date. We reserve the right to improve the design of any *Mercury and Quicksilver Remanufacturing* product or accessory without assuming any obligation to modify any *Mercury* product or accessory previously remanufactured.
- E.** Claims shall be made under this warranty by delivering the product or accessory for inspection to a Mercury Marine dealer authorized to service the product. If purchaser cannot deliver product or accessory to such authorized dealer, he may give notice in writing to the company. We shall then arrange for the inspection and repair, provided such service is covered under this warranty. Purchaser shall pay for all related transportation charges and/or travel time. If the service is not covered by this warranty, purchaser shall pay for all related labor and materials, and any other expenses associated with that service. Any product or accessory shipped by purchaser for inspection or repair must be shipped with transportation charges prepaid. The purchaser must provide a valid invoice listing the product and/or accessory showing date of purchase from one of Mercury Marine's authorized dealers.
- F.** Reasonable access must be provided to the product for warranty service. This warranty will not apply to: 1) Haul-out, launch, towing and storage charges; telephone or rental charges of any type, inconvenience, or loss of time or income; or other consequential damages; or 2) Removal and/or replacement of boat partitions or material because boat design for necessary access to the product.
- G.** Parts which, upon inspection, have been found to be not failed or not required to complete repairs, or were replaced without proper authorization will be returned.

THE IMPLIED WARRANTIES OF MERCHANTABILITY AND FITNESS ARE EXPRESSLY
DISCLAIMED TO THE FULLEST EXTENT PERMITTED BY LAW.
TO THE EXTENT THAT THEY CANNOT BE DISCLAIMED, THE IMPLIED WARRANTIES ARE
LIMITED IN DURATION TO THE LIFE OF THE *Mercury and Quicksilver Remanufacturing*
LIMITED WARRANTIES. ALL INCIDENTAL AND CONSEQUENTIAL DAMAGES ARE
EXCLUDED FROM COVERAGE UNDER THIS WARRANTY.

WARRANTY PROCEDURE

Limited Warranty Procedure

- For limited warranty work and fulfillment, customers are encouraged to contact their selling dealer or nearest authorized Mercury/Mariner Service dealer concerning any product issues due to material or workmanship
- Registration, Retail Invoice & Pre-Delivery Inspection (PDI) forms
 - These documents are required for fulfillment of the limited warranty
 - Serialized products must be registered
 - Copies of the original invoice and PDI forms are acceptable as hardcopy, by fax, or in an electronic format
 - A proof of limited warranty statement offers the reminder that the invoice and PDI form are the required for limited warranty, but by itself does not fulfill these requirements
- Transfer of Coverage – The original retail invoice and PDI form are required for fulfillment of the limited warranty. Unexpired warranty coverage can be transferred from one recreational use customer to a subsequent recreational use customer with a copy of the original invoice and PDI form.
- If a product return is in order, the following should accompany any and all product returns to help provide timely processing of warranty claims:
 - A copy of the retail invoice
 - A copy of the PDI form
 - Warranty claim
- For product returns, all parts should be returned for full credit

ELIGIBILITY FOR LIMITED WARRANTY

Eligibility for Limited Warranty

IMPORTANT: When replacing a longblock, the following requirements must be met in order to ensure eligibility for the Limited Warranty.

- If the engine is equipped with an oil cooler, the oil cooler must be replaced in order to prevent the probability of a premature internal engine failure.
NOTE: If the cooler is not replaced, the longblock will not be eligible for warranty consideration. If an internal engine failure should occur that is eligible for warranty consideration, a copy of the invoice indicating the purchase of an original type OEM oil cooler is required.
- All oil lines and oil filter adapters must be flushed with a clean solvent to eliminate the probability of bearing damage to the engine.
- Clean the intake manifold induction runners to ensure that they are free of debris.
- Replace or clean fuel system components (carburetor or injectors) to ensure proper operation. Verify fuel system pressures to ensure proper flow.
- Clean cooling system component passages to ensure that they are free of pieces of seawater pump impellers and other types of debris. Verify the condition of the thermostat housing, and install a new thermostat.
- Inspect exhaust system components.
 - Disassemble manifolds, risers, and elbows to ensure that gasket surfaces are flat and sealable.
 - Leak-test manifolds for internal leaks.
 - Use new gaskets in reassembly.
 - Verify the integrity of exhaust shutters for sterndrive applications.
- In the dress assembly process of a longblock, use new gaskets and o-rings as required.
- Refer to the appropriate Mercury MerCruiser Service Manual for proper assembly instructions and torque specifications.
- When replacing a transmission, the transmission oil cooler must also be replaced in order to prevent the probability of a premature transmission failure.
NOTE: A copy of the invoice for an oil cooler or transmission/cooler assembly is required for warranty authorization for the transmission. If the cooler has not been replaced, the transmission will not be eligible for warranty consideration.
- Prime the engine's oiling system before installing the distributor. Refer to **Oil System Priming for Remanufactured Engines and Longblocks**.
- Before installing the engine in the boat:
 - Connect the engine to a water supply, battery power, fuel, and 3-ft exhaust hoses (connected to the exhaust elbows).
 - Start the engine; verify oil pressure and ignition timing; examine for fuel, oil, and water leaks; and inspect for loose components.
 - Verify the engine is ready to be installed in the boat.
- After the engine is fully installed in the boat, complete the Predelivery Inspection worksheet and place a copy in the customer file and another with the invoice.
NOTE: The Predelivery Inspection worksheet is required for warranty authorization.

PRE-DELIVERY CHECK LIST - REPOWER

PREDELIVERY INSPECTION—REPOWER

Predelivery Inspection Checklist

Not Applicable	Check / Adjust	Task
Check Before Running:		
<input type="checkbox"/>	<input type="checkbox"/>	Drain plug in and petcocks closed
<input type="checkbox"/>	<input type="checkbox"/>	Seawater inlet valve open
<input type="checkbox"/>	<input type="checkbox"/>	Engine mounts tight
<input type="checkbox"/>	<input type="checkbox"/>	Engine alignment
<input type="checkbox"/>	<input type="checkbox"/>	Drive unit fasteners torqued
<input type="checkbox"/>	<input type="checkbox"/>	Power trim cylinders fasteners tight
<input type="checkbox"/>	<input type="checkbox"/>	Battery fully charged and secured
<input type="checkbox"/>	<input type="checkbox"/>	All electrical connections tight
<input type="checkbox"/>	<input type="checkbox"/>	Exhaust system hose clamps tight
<input type="checkbox"/>	<input type="checkbox"/>	All fuel connections tight
<input type="checkbox"/>	<input type="checkbox"/>	Correct rotation propeller (installed and torqued)
<input type="checkbox"/>	<input type="checkbox"/>	Throttle, shift and steering system fasteners tightened properly
<input type="checkbox"/>	<input type="checkbox"/>	Throttle plates open and close completely
<input type="checkbox"/>	<input type="checkbox"/>	Crankcase oil level
<input type="checkbox"/>	<input type="checkbox"/>	Power trim oil level
<input type="checkbox"/>	<input type="checkbox"/>	Sterndrive unit oil level
<input type="checkbox"/>	<input type="checkbox"/>	Power steering fluid level
<input type="checkbox"/>	<input type="checkbox"/>	Closed cooling level
<input type="checkbox"/>	<input type="checkbox"/>	Transmission fluid level
<input type="checkbox"/>	<input type="checkbox"/>	Alternator belt tension
<input type="checkbox"/>	<input type="checkbox"/>	Seawater pickup pump belt tension
<input type="checkbox"/>	<input type="checkbox"/>	Power assisted steering pump belt tension
<input type="checkbox"/>	<input type="checkbox"/>	Audio warning system operation

Not Applicable	Check / Adjust	Task
On-Water Testing:		
<input type="checkbox"/>	<input type="checkbox"/>	Engine alignment (inboards only)
<input type="checkbox"/>	<input type="checkbox"/>	Starter neutral safety switch operation
<input type="checkbox"/>	<input type="checkbox"/>	Water pump operation
<input type="checkbox"/>	<input type="checkbox"/>	Instruments operation
<input type="checkbox"/>	<input type="checkbox"/>	Fuel leaks
<input type="checkbox"/>	<input type="checkbox"/>	Oil leaks
<input type="checkbox"/>	<input type="checkbox"/>	Water leaks
<input type="checkbox"/>	<input type="checkbox"/>	Exhaust leaks
<input type="checkbox"/>	<input type="checkbox"/>	Ignition timing
<input type="checkbox"/>	<input type="checkbox"/>	Idle _____ RPM, within specifications
<input type="checkbox"/>	<input type="checkbox"/>	Forward - Neutral - Reverse gear operation
<input type="checkbox"/>	<input type="checkbox"/>	Steering operation throughout range
<input type="checkbox"/>	<input type="checkbox"/>	Acceleration from idle RPM
<input type="checkbox"/>	<input type="checkbox"/>	WOT _____ RPM within specifications (in forward gear)
<input type="checkbox"/>	<input type="checkbox"/>	Power trim operation
<input type="checkbox"/>	<input type="checkbox"/>	Trim tab adjustment/Boat handling

After On-Water Testing:		
<input type="checkbox"/>	<input type="checkbox"/>	Propeller nut torque
<input type="checkbox"/>	<input type="checkbox"/>	Fuel, oil, coolant, water, and fluid leaks
<input type="checkbox"/>	<input type="checkbox"/>	Oil and fluid levels
<input type="checkbox"/>	<input type="checkbox"/>	Apply Quicksilver Corrosion Guard to engine package
<input type="checkbox"/>	<input type="checkbox"/>	Verify presence of operation and maintenance manual

For boats registered to residents of California:		
<input type="checkbox"/>	<input type="checkbox"/>	CARB hang tag in boat
<input type="checkbox"/>	<input type="checkbox"/>	CARB decal properly affixed to boat hull
<input type="checkbox"/>	<input type="checkbox"/>	California Prop 65 hang tag in boat

Dealer / Technician Signature: _____
 Date: _____

Products of Mercury Marine
 W6250 Pioneer Road.
 Fond du Lac, WI 54936-1939

Mercury, Mercury Marine, MerCruiser, Mercury MerCruiser, Mercury Racing, Mercury Precision Parts, Mercury Propellers, Mariner, Quicksilver, Alpha, Axis, Bravo One, Bravo Two, Bravo Three, K-Planes, MerCathode, OptiMax, Precision Pilot, Pro Max, SeaCore, Skyhook, SmartCraft, Sport-Jet, Total Command, Verado, VesselView, Zero Effort, Zeus, #1 On The Water, M with Waves logo, Mercury with Waves logo, and SmartCraft logo are all registered trademarks of Brunswick Corporation. Mercury Product Protection logo is a registered service mark of Brunswick Corporation.

RCD EXEMPTION FORM

ACKNOWLEDGMENT FORM

TO WHOM IT MAY CONCERN

The Undersigned agrees, acknowledges and confirms that the Engine is or will be used in the European Union, Norway and/or Switzerland:

- a) The Manufacturer sells the Engine to the Undersigned solely for non-RCD applications or re-export outside the European Union, Norway and/or Switzerland so has to be excluded from the scope of Directive 2003/44/EC of June 16, 2003 amended by Directive, 2013/53/EU of January 17, 2016; as such Directive is implemented under applicable laws and regulations and similar Swiss laws and regulations.
- b) The Undersigned shall use its best efforts to obtain an acknowledgment from its customer that the engine will solely be used for the purpose described under (a).
- c) The Undersigned shall not sell such engine to a customer if it knows or reasonably should know that such customer will use such engine for another purpose than the purpose described under (a).

For the purpose of this Acknowledgment Form, the following words shall have the following meaning:

Undersigned:

_____ (name)

_____ (address)

Engine:

_____ (type, model)

For the Undersigned:

BY: _____

TITLE: _____

DATE: _____

OUTBOARD POWERHEAD FEATURES




Outboard Powerheads

- Remanufactured back to Mercury factory specifications
- Less expensive than rebuilding
- Many new parts included
- 1 Year Limited Factory Warranty
- Other's engines may lack essential Quicksilver Exclusive Parts for Performance & Durability

New Quicksilver Gaskets and Bearings

CNC Machined Remanufactured Outboard Block
 •CNC Honed
 •CNC Deck Machining
 •Max 0.030" CNC Overbore
 •Cylinder sleeves replaced as necessary



Latest Engineering Updates to Key Components

Pistons, Rods, and Crankshafts Replaced as Necessary with New Quicksilver Factory Parts

A Fresh Coat of Phantom Black Paint

Sonic Cleaning Process
 •Prevents Internal Corrosion and damage from debris
 •Cleaned like jewelry
 •No abrasive cleaning to remove protective coatings
 •Blind passages completely cleaned

Verado & Four-Stroke Powerheads include all necessary hardware!!!

225 - 250 PROXS DRESSED POWERHEADS

225 - 250 PROXS DRESSED POWERHEADS



NO GUTS, NO GLORY



Introducing fully blueprinted Quicksilver Remanufactured dressed powerheads for Mercury 200, 225 & 250 Pro XS outboards, as well as the performance 3.2L 300 XS outboard.

All new fuel rails, PCM, injectors, air pump, and electrical are bolted to a Quicksilver Remanufacturing powerhead. This delivers a powerhead that is fully dressed, factory hot-tested, and ready to fish.

With a 1 year limited factory backed Mercury P&A warranty, these can get you back on the water in record time without breaking the bank.



Description	Part Number	Serial # Range
200 PRO XS Dressed Powerhead	714-61-8M0143995	1B912786 & above
225 PRO XS Dressed Powerhead	714-61-8M0128367	1B973744 & above
250 PRO XS Dressed Powerhead	714-61-8M0125790	1B973744 & above
300 XS Dressed Powerhead	714-61-8M0137238	1E052058 & above

©2018 MERCURY MARINE, All rights reserved. 8M0146380



REMANUFACTURED FULLY DRESSED POWERHEADS

Introducing Quicksilver fully dressed remanufactured powerheads for Mercury outboards. A fully dressed powerhead minimizes cost, reduces installation time, improves reliability, and has customers ready to fish in record time.

100% new dress parts such as: plenum, TBU, sensors, calibrated fuel rails, alternator, VST, injectors, air pump, and electrical are installed onto a factory remanufactured powerhead from Quicksilver. A new PCM is set for the break-in period, and the full assembly is factory hot tested prior to shipment. For best performance, inspect the old exhaust tube prior to powerhead installation to verify it is not plugged nor corroded.

With a 1-year limited factory backed, Fully Dressed Powerheads get you back on the water in record time without breaking the bank.

200 PROXS DRESSED POWERHEAD



61-8M0143995

Remanufactured outboard powerhead, 100% new dress parts. Direct Fuel Injection Technology. Compatible with exhaust tube 833116A19. Fits the Mercury/Mariner V-200 Pro XS, DFI (3.0L) OptiMax outboard, 1B912786 - 2B535571.

225 PROXS DRESSED POWERHEAD

61-8M0128367

Remanufactured outboard powerhead, 100% new dress parts. Direct Fuel Injection Technology. Compatible with exhaust tube 8M0075819. Fits the Mercury/Mariner V-225 Pro XS, DFI (3.0L) OptiMax outboard, 1B973744 - 2B535608.

250 PROXS DRESSED POWERHEAD



61-8M0125790

Remanufactured outboard powerhead, 100% new dress parts. Direct Fuel Injection Technology. Compatible with exhaust tube 8M0075819. Fits the Mercury/Mariner V-250 Pro XS, DFI (3.0L) OptiMax outboard, 1B973744 - 2B535608.

300 XS DRESSED POWERHEAD

61-8M0137238

Remanufactured outboard powerhead, 100% new dress parts. Direct Fuel Injection Technology. Compatible with exhaust tube 833116A14. Fits the Mercury/Mariner V-300 XS, DFI (3.2L) OptiMax outboard, 1E052058 and above.

OUTBOARD POWERHEAD FEATURES

OUTBOARD POWERHEAD FEATURES




Outboard Powerheads

- Remanufactured back to Mercury factory specifications
- Less expensive than rebuilding
- Many new parts included
- 1 Year Limited Factory Warranty
- Other's engines may lack essential Quicksilver Exclusive Parts for Performance & Durability

New Quicksilver Gaskets and Bearings

CNC Machined Remanufactured Outboard Block
 •CNC Honed
 •CNC Deck Machining
 •Max 0.030" CNC Overbore
 •Cylinder sleeves replaced as necessary



Latest Engineering Updates to Key Components

Pistons, Rods, and Crankshafts Replaced as Necessary with New Quicksilver Factory Parts

A Fresh Coat of Phantom Black Paint

Sonic Cleaning Process
 •Prevents Internal Corrosion and damage from debris
 •Cleaned like jewelry
 •No abrasive cleaning to remove protective coatings
 •Blind passages completely cleaned

Verado & Four-Stroke Powerheads include all necessary hardware!!!

FULLY DRESSED POWERHEAD CROSS REFERENCE CHART

FULLY DRESSED POWERHEAD CROSS REFERENCE CHART

OUTBOARD AND SPORT JET

Fully Dressed Powerhead Cross Reference

Model	Model Notes	Year Range	Serial # Range	New Part Number	Reman Part Number
200 ProXS	3.0L Dressed Powerhead	2007 - 2018	1B912786 - 2B535571	N/A	61-8M0143995
225 ProXS	3.0L Dressed Powerhead	2007 - 2018	1B973744 - 2B535608	N/A	61-8M0128367
250 ProXS	3.0L Dressed Powerhead	2007 - 2018	1B973744 - 2B535608	N/A	61-8M0125790
300 XS	3.2L Dressed Powerhead	2013 - 2019	1E052058 and up	N/A	61-8M0137238

REMANUFACTURED 2-STROKE OUTBOARD POWERHEADS

REMANUFACTURED 2-STROKE OUTBOARD POWERHEADS

Quicksilver offers a wide variety of 2-Stroke and 4-Stroke remanufactured powerheads for Mercury and Mariner applications between 75-300 HP. All powerheads are completely disassembled, precision machined, honed, cleaned and assembled by a team of factory technicians. Remanufactured to fully jeweled precision with 100% OEM components using the latest engineering revisions, these products are the only logical choice for a remanufactured powerhead. Quicksilver's remanufactured powerheads come with a 1-year factory limited warranty.

3-CYLINDER POWERHEAD, MERCURY/MARINER


POWERHEAD OUTBOARD



809837R97

Remanufactured outboard powerhead (Carbureted technology). Fits oil injected Mercury/ Mariner 75/90hp. Carbureted outboards (s/n 0D283222 and above). This replacement powerhead works in both CDM and non-CDM applications.

POWERHEAD OUTBOARD



895233R05

Remanufactured outboard powerhead (Direct Fuel Injection technology). Fits Mercury/Mariner 75hp. DFI (1.5L) outboards, serial number 0T980000 and above.

891767R04

Remanufactured outboard powerhead (Direct Fuel Injection technology). Fits Mercury/Mariner 90/115/125hp. DFI (1.5L) and the 115 Pro XS outboards, serial number 0T801000 and above.

4-CYLINDER POWERHEAD, MERCURY/MARINER

POWERHEAD OUTBOARD



17791R97

Remanufactured outboard powerhead (Carbureted technology). Fits oil injected Mercury/ Mariner 100/115/125hp. Carbureted outboards (s/n 0D283222 and above). This replacement powerhead works in both CDM and non-CDM applications.

4-CYLINDER POWERHEAD, FORCE

POWERHEAD OUTBOARD



800 818154R48

Remanufactured Force Outboard Powerhead Replaces 1996-1999 Force 120, 4-cylinder in-line engines with oil-injection. Designed for 15-spline driveshaft applications only. (s/n 0E138600 - 0E369299)

2.5 LITER POWERHEAD, MERCURY/MARINER

POWERHEAD OUTBOARD



879808R01

Remanufactured outboard powerhead, Direct Fuel Injection technology. Fits the Mercury/Mariner V-135/150 Optimax (2.5L), 0T178500 and above.

REMANUFACTURED 2-STROKE OUTBOARD POWERHEADS

823434R97

Remanufactured outboard powerhead, both Carbureted and Electronic Fuel Injection technologies.

Fits the Mercury/Mariner V-150 EFI (2.5L) outboard, 0D182000-0G960499), the V-150 Carbureted (2.5L) outboard (0G760300-0G960499), and fits the V-150 XR6/Tracker 150 EFI (2.5L) outboard (0D284788-0G960499).

823434R00

Remanufactured outboard powerhead, both Carbureted and Electronic Fuel Injection technologies.

Fits the Mercury/Mariner V-150/V-150 XR6 Carbureted (2.5L) outboards (0G960500-1B226999), and fits the V-150 EFI (2.5L) outboard (0G960500-0T408999).

883511R04

Remanufactured outboard powerhead, Electronic Fuel Injection technology.

Fits the Mercury/Mariner V-150 EFI (2.5L) outboard, 0T409000 and above.

812817R97

Remanufactured outboard powerhead, both Carbureted and Electronic Fuel Injection technologies.

Fits the Mercury/Mariner V-150 XR6 (2.5L) outboard (0D082000-0D284287), and the V-175 Carbureted and EFI (2.5L) outboards (0D082000-0G960499).

812817R00

Remanufactured Outboard Powerhead.

Replaces 2000-2001 Mercury or Mariner 175 Horsepower 2.5 Litre V-6 engines with O-ring design heads. EFI fuel system only (s/n 0G960500-0T408999).

883600R04

Remanufactured outboard powerhead, Electronic Fuel Injection technology.

Fits the Mercury/Mariner V-175 EFI (2.5L) outboard (0T409000-0T800999) and fits the V-200 EFI (2.5L) outboard (0T409000 and above).

879809R07

Remanufactured Outboard Powerhead.

Replaces 2001 and newer Mercury or Mariner 175 horsepower 2.5 litre V-6 direct fuel injected OptiMax powerheads. (s/n 0T178500 & Up)

POWERHEAD OUTBOARD



813043R97

Remanufactured outboard powerhead, both Carbureted and Electronic Fuel Injection technologies.

Fits Mercury/Mariner V-200 Carbureted or EFI (2.5L) outboards, 0D082000-0G960499.

813043R00

Remanufactured outboard powerhead, both Carbureted and Electronic Fuel Injection technologies.

Fits the Mercury/Mariner V-200 Carbureted (2.5L) outboard (0G960500 and above), and fits the V-200 EFI (2.5L) outboard (0G960500-0T408999).

3.0 LITER POWERHEAD, MERCURY/MARINER

POWERHEAD OUTBOARD



854198R01

Remanufactured outboard powerhead, Direct Fuel Injection technology.

Fits Mercury/Mariner V-200 DFI OptiMax (3.0L) outboard, 0T178500-0T598999.

854198R04

Remanufactured outboard powerhead, Direct Fuel Injection technology.

Fits Mercury/Mariner V-200 DFI OptiMax (3.0L) and the 200 Pro XS outboard, 0T599000 - 2B535571.

883892R04

Remanufactured outboard powerhead, Electronic Fuel Injection technology utilizing an electric oil pump.

Fits the Mercury/Mariner V-225 EFI (3.0L) outboard, 0T409000-1B417701.

61 841017R51

Remanufactured outboard powerhead, Direct Fuel Injection technology.

Fits the Mercury/Mariner V-250 XS, DFI (3.0L) outboard (0T651945 and above), and also fits the V-250 Pro XS, DFI (3.0L) outboard (1B426561 and above).

854199R99

Remanufactured outboard powerhead, Direct Fuel Injection technology.

Fits the Mercury/Mariner V-225 OptiMax DFI (3.0L) outboard, 0G590000-0G960499.

854199R00

Remanufactured outboard powerhead, Direct Fuel Injection technology utilizing head castings with NO cast number.

Fits the Mercury/Mariner V-225 Optimax DFI (3.0L) outboard, 0G960500-0T090166, no head casting number.

877869R00

Remanufactured outboard powerhead, Direct Fuel Injection technology utilizing heads WITH a casting number.

Fits the Mercury/Mariner V-225 Optimax DFI (3.0L) outboard, 0T09167-0T178499, with a head casting number.

877869R01

Remanufactured outboard powerhead, Direct Fuel Injection technology.

Fits the Mercury/Mariner V-225 Optimax DFI (3.0L) outboard, 0T178500-0T598999.

877869R04

Remanufactured outboard powerhead, Direct Fuel Injection technology.

Fits the Mercury/Mariner V-225 Optimax DFI (3.0L) outboard, 0T599000 - 2B535086.

61 843034R07

Remanufactured outboard powerhead, Direct Fuel Injection technology.

Fits the Mercury/Mariner V-225 Pro XS, DFI (3.0L) outboard (1B104549 - 2B535608) and also fits the V-250 DFI (3.0L) outboard (1B528615 - 2B535086).

REMANUFACTURED FOURSTROKE OUTBOARD POWERHEADS

REMANUFACTURED FOURSTROKE OUTBOARD POWERHEADS

Quicksilver offers a wide variety of 4-Stroke remanufactured powerheads for Mercury and Mariner applications between 75-300 HP. All powerheads are completely disassembled, precision machined, honed, cleaned and assembled by a team of factory technicians. Remanufactured to fully jeweled precision with 100% OEM components using the latest engineering revisions, these products are the only logical choice for a remanufactured powerhead. Quicksilver's remanufactured powerheads come with a 1-year factory limited warranty.

75/90 EFI FOURSTROKE POWERHEADS

POWERHEAD OUTBOARD



61-8M0054062

Remanufactured outboard powerhead (FourStroke EFI technology). The powerhead does not include an oil pump.
Fits the L-4 cylinder 75 thru 100 hp. FourStroke EFI outboards.
Serial number 1B366823 - 2B094995.

75/90 EFI SHORBLOCK POWERHEAD



61-8M0128564

Remanufactured outboard powerhead (FourStroke EFI technology). Fits the 2.1L 4-cylinder 75 thru 90 hp. FourStroke EFI outboards. The cylinder head is not included.
Serial number 2B095049 and above.

115 EFI FOURSTROKE POWERHEADS

POWERHEAD OUTBOARD



61-8M0054063

Remanufactured outboard powerhead (FourStroke EFI technology). The powerhead does not include an oil pump.
Fits the L-4 cylinder 115 hp. FourStroke EFI outboards.
Serial number 1B366823 - 2B094995.

115 EFI FOURSTROKE POWERHEAD



61-8M0128566

Remanufactured outboard powerhead (FourStroke EFI technology). Fits the 2.1L 4-cylinder 115 hp. FourStroke EFI outboards.
Serial number 2B095049 and above.

150 EFI FOURSTROKE POWERHEADS

150 EFI FOURSTROKE POWERHEAD



61-8M0070524

Remanufactured outboard powerhead (FourStroke EFI technology). Fits the L-4 cylinder 150 hp. FourStroke EFI outboards.
Serial number 1B905505 and above.

VERADO POWERHEAD

L4 VERADO POWERHEAD



61-8M0055433

Remanufactured outboard powerhead. Verado technology. Fits the 135/150/175/200 L-4 cylinder Verado, Generation I. Serial number range 1B227000-1B517158.

61-8M0055436

Remanufactured outboard powerhead. Verado technology. Fits the 135/150/175/200 L-4 cylinder Verado, Generation II. Serial number range 1B517159 - 2B576734.

REMANUFACTURED FOURSTROKE OUTBOARD POWERHEADS

L6 VERADO POWERHEAD



61-895247R06

Remanufactured outboard powerhead. Verado technology.
Fits the 200/225/250/275 L-6 cylinder Verado, Generation I.
Serial number range 0T980000-1B517433.

61-895247R07

Remanufactured outboard powerhead. Verado technology.
Fits the 200/225/250/275/300 L-6 cylinder Verado, Generation II.
Serial number range 1B517434 - 2B144122.

61-8M0124365

Remanufactured outboard powerhead. Verado technology.
Fits 225/250/300 L-6 cylinder Verado. Generation V.
Serial number range 2B144123 - 2B578935.

OUTBOARD POWERHEAD CROSS REFERENCE CHART

Outboard Powerhead Cross Reference

Model	Model Notes	Year Range	Serial # Range	New Part Number	Reman Part Number
75 (Carb)	3 cyl. and oil injection	1994	0D283222 and up	809837T97	809837R97(1)
75 DFI	3 cylinder / 1.5L	2005 - 2006	0T980000 - 1B417701	895233A07	895233R05
75 DFI	3 cylinder / 1.5L	2006	1B417702 and up	895233A07	895233R05
75/80 FourStroke	4 cylinder EFI		1B366823 - 2B094994	61-897148A09	61-8M0054062
75/80 FourStroke	4 cylinder EFI (2.1L)	2019	2B095049 and up	61-8M0090765	61-8M0128564
90 (Carb)	3 cyl. and oil injection	1994	0D283222 and up	809837T97	809837R97(1)
90 DFI	3 cylinder / 1.5L	2004	0T801000 and up	891767A07	891767R04
90 FourStroke	4 cylinder EFI		1B366823 - 2B094994	61-897148A09	61-8M0054062
90 FourStroke	4 cylinder EFI (2.1L)	2019	2B095049 and up	61-8M0090765	61-8M0128564
100 (Carb)	4 cyl. and oil injection	1994 - 1996	0D283222 - 0G965520	17791T97 (NLA)	17791R97
100 FourStroke	4 cylinder EFI		1B366823 - 2B094994	61-897148A09	61-8M0054062
100 FourStroke	4 cylinder EFI (2.1L)	2019	2B095049 and up	61-8M0090765	61-8M0128564
115 (Carb)	4 cyl. and oil injection	1994	0D283222 and up	17791T97 (NLA)	17791R97(1)
115 DFI/Pro XS	3 cylinder / 1.5L	2004	0T801000 and up	891767A07	891767R04
115 FourStroke	4 cylinder EFI		1B366823 - 2B094994	61-897148A08	61-8M0054063
115 FourStroke	4 cylinder EFI (2.1L)		2B095049 and up	61-8M0122427	61-8M0128566
125	4 cyl. and oil injection	1994	0D283222 and up	17791T97 (NLA)	17791R97(1)
125 DFI	3 cylinder / 1.5L	2004	0T801000 and up	891767A07	891767R04
V-135 (Carb)	2.0L with oil sensor hole	1990 - 1999	0C239553 - 0G960499	812815T97 (NLA)	N.L.A.
V-135 (Carb)	2.0L no oil sensor hole	2000	0G960500 - 0T178499	878635T00 (NLA)	878365R00
V-135 DFI	2.5L	1998 - 1999	0G590000 - 0G960499	804545T99 (NLA)	N.L.A.
V-135 DFI	2.5L	2000	0G960500 - 0T178499	854008T00 (NLA)	854008R00
V-135 DFI	2.5L	2001	0T178500 and up	879808T07	879808R01
135 Verado	4 cylinder, Gen I		1B227000 - 1B517158	61-896499A07	61-8M0055433
135 Verado	4 cylinder, Gen II		1B517159 and up	61-896499A08	61-8M0055436
V-150 (Carb)	2.0L with oil sensor hole	1990 - 1999	0C239553 - 0G960499	878365T00 (NLA)	N.L.A.

REMANUFACTURED FOURSTROKE OUTBOARD POWERHEADS

OUTBOARD AND SPORT JET

Model	Model Notes	Year Range	Serial # Range	New Part Number	Reman Part Number
XR6	2.5L	1992 - 1994	0D082000 - 0D284287	812817A92 (NLA)	812817R97
XR6/Tracker 150	2.5L	1994 - 1999	0D284788 - 0G960499	823434T97 (NLA)	823434R97
XR6	2.5L	2000 - 2006	0G960500 - 1B226999	823434T00 (NLA)	823434R00
V-150 (Carb)	2.5L	1999 - 2000	0G760300 - 0G960499	823434T97 (NLA)	823434R97
V-150 (Carb)	2.5L	2000 - 2006	0G960500 - 1B226999	823434T00 (NLA)	823434R00
V-150 EFI	2.5L	1993 - 1999	0D082000 - 0G960499	823434T97 (NLA)	823434R97
V-150 EFI	2.5L	2000 - 2001	0G960500 - 0T408999	823434T00 (NLA)	823434R00
V-150 EFI	2.5L	2002	0T409000 and up	883511T04	883511R04
V-150 DFI	2.5L	1998 - 1999	0G590000 - 0G886266	804545T99 (NLA)	N.L.A.
V-150 DFI	2.5L	2000	0G886267 - 0T178499	854008T00 (NLA)	854008R00
V-150 DFI	2.5L	2001	0T178500 and up	879808T07	879808R01
150 Verado	4 cylinder, Gen I		1B227000 - 1B517158	61-896499A07	61-8M0055433
150 Verado	4 cylinder, Gen II		1B517159 and up	61-896499A08	61-8M0055436
150 EFI FourStroke	4 cylinder EFI	2012 - 2019	1B905505 and up	91-8M0122811	61-8M0070524
V-175 (Carb)	2.5 L	1992 - 1999	0D082000 - 0G960499	812817T97 (NLA)	812817R97
V-175 EFI	2.5 L	1992 - 1999	0D082000 - 0G960499	812817T97 (NLA)	812817R97
V-175 EFI	2.5 L	2000 - 2001	0G960500 - 0T408999	812817T00 (NLA)	812817R00
V-175 EFI	2.5 L	2001 - 2006	0T409000 - 0T800999	883600T04	883600R04
V-175 DFI	2.5L	2001	0T178500 and up	879809T07	879809R07
175 Verado	4 cylinder, Gen I		1B227000 - 1B517158	61-896499A07	61-8M0055433
175 Verado	4 cylinder, Gen II		1B517159 and up	61-896499A08	61-8M0055436
V-200 (Carb)	2.5L	1991	0C291520 - 0D081999	812827T91 (NLA)	N/A
V-200 (Carb)	2.5L	1992 - 1999	0D082000 - 0G960499	813043T97 (NLA)	813043R97
V-200 (Carb)	2.5L	2000	0G960500 and up	813043T00 (NLA)	813043R00
V-200 EFI	2.5L	1992 - 1999	0D082000 - 0G960499	813043T97 (NLA)	813043R97
V-200 EFI	2.5L	2000 - 2001	0G960500 - 0T408999	813043T00 (NLA)	813043R00
V-200 EFI	2.5L	2002	0T409000 and up	883600T04	883600R04
V-200 EFI	3.0L	2004	0T750164 and up	891823A07	N/A
V-200 DFI	3.0L	1997	0G386496 - 0G589999	809973A97 (NLA)	N/A
V-200 DFI	3.0L	1998 - 1999	0G590000 - 0G960499	854198A99 (NLA)	854198R99
V-200 DFI	3.0L	2000	0G960500 - 0T178499	854198A00 (NLA)	N.L.A.
V-200 DFI	3.0L	2001 - 2002	0T178500 - 0T598999	854198A01 (NLA)	854198R01
V-200 DFI/Pro XS	3.0L	2003	0T599000 and up	854198A07	854198R04
200 Verado	4 cylinder, Gen I		1B227000 - 1B517158	61-896499A07	61-8M0055433
200 Verado	4 cylinder, Gen II		1B517159 and up	61-896499A08	61-8M0055436
200 Verado	6 cylinder, Gen I	2005 - 2007	0T980000 - 1B517433	895247A06 (NLA)	61-895247R06
200 Verado	6 cylinder, Gen II	2008 - 2015	1B517434 - 2B144122	61-895247A07	61-895247R07
V-225 Carb	3.0L w/ 8 tooth spline	1994	0D280813 - 0G129221	823291A94 (NLA)	N.L.A.

REMANUFACTURED FOURSTROKE OUTBOARD POWERHEADS

OUTBOARD AND SPORT JET

Model	Model Notes	Year Range	Serial # Range	New Part Number	Reman Part Number
V-225 Carb	3.0L w/ 13 tooth spline	1995 - 2001	0G129222 - 0T408999	809794A97 (NLA)	N.L.A.
V-225 EFI	3.0L w/mechanical oil pump	1995 - 1999	0G129222 - 0G960499	809794A97 (NLA)	N.L.A.
V-225 EFI	3.0L w/mechanical oil pump	2000 - 2001	0G960500 - 0T408999	804799A00 (NLA)	N.L.A.
V-225 EFI	3.0L w/electric oil pump	2002 - 2006	0T409000 - 1B417701	883892A07	883892R04
V-225 EFI	3.0L w/electric oil pump	2007	1B417702 and up	883892A07	883892R04
V-225 DFI	3.0L	1998 - 1999	0G590000 - 0G960499	854199A99 (NLA)	854199R99
V-225 DFI	3.0L w/no head casting number	2000	0G960500 - 0T090166	854199A00 (NLA)	854199R00
V-225 DFI	3.0L w/head casting number	2000	0T090167 - 0T178499	877869A00 (NLA)	877869R00
V-225 DFI	3.0L	2001 - 2002	0T178500 - 0T598999	877869A01 (NLA)	877869R01
V-225 DFI	3.0L	2002	0T599000 and up	877869A07	877869R04
V-225 Pro XS	3.0L	2005	1B104549 and up	61-843034A07	61-843034R07
225 Verado	6 cylinder, Gen I	2005 - 2007	0T980000 - 1B517433	895247A06 (NLA)	61-895247R06
225 Verado	6 cylinder, Gen II	2008 - 2015	1B517434 - 2B144122	61-895247A07	61-895247R07
225 Verado	6 cylinder, Gen V	2015 - 2019	2B144123 and up	61-896966A07	61-8M0124365
V-250 EFI	3.0L w/mechanical oil pump	1995 - 1999	0G129222 - 0G960499	809794A97 (NLA)	N.L.A.
V-250 EFI	3.0L w/mechanical oil pump	2000 - 2001	0G960500 - 0T408999	804800A00 (NLA)	N.L.A.
V-250 EFI	3.0L w/electric oil pump	2002	0T409000 and up	883894A07	883894R04
V-250 DFI	3.0L	2007	1B528615 and up	61-843034A07	61-843034R07
V-250 XS	3.0L	2003	0T651945 and up	61-841017A52	61-841017R51
V-250 Pro XS	3.0L	2006 - 2019	1B426561 and up	61-841017A52	61-841017R51
250 Verado	6 cylinder, Gen I	2005 - 2007	0T980000 - 1B517433	895247A06 (NLA)	61-895247R06
250 Verado	6 cylinder, Gen II	2008 - 2015	1B517434 - 2B144122	61-895247A07	61-895247R07
250 Verado	6 cylinder, Gen V	2015 - 2019	2B144123 and up	61-896966A07	61-8M0124365
275 Verado	6 cylinder, Gen I	2005 - 2007	0T980000 - 1B517433	895247A06 (NLA)	61-895247R06
275 Verado	6 cylinder, Gen II	2008 - 2015	1B517434 - 2B144122	61-895247A07	61-895247R07
300 PRO MAX	V-6 3.0 Litre / 185.9 cu. In.	2001 - 2005	0T235084 - 0T999587	61-840756A04	N.L.A.
300 Verado	6 cylinder, Gen II	2008 - 2015	1B517434 - 2B144122	61-895247A07	61-895247R07
300 Verado	6 cylinder, Gen V	2015 - 2019	2B144123 and up	61-896966A07	61-8M0124365

(1) May be used for both CDM or Non-CDM ignition applications.


QUICKSILVER SPORTJET POWERHEADS

Quicksilver Sport Jet Powerheads

175-250HP - Available Special Order

NOW AVAILABLE!

Remanufactured to fully jewelled precision with 100% OEM components using the latest engineering revisions.



Part Number	HP	Spline	Fits	Serial Number
714-884-8M0115347	Remanufactured 175hp Mercury SportJet Powerhead	13 spline application	Fits 2001-2004 Mercury 175 XR2 SportJet	0E369300
714-884-858961R19	Remanufactured 200hp Mercury SportJet Powerhead	13 spline application	Fits 2001 and up Mercury 2.5L SportJet	0E384500-0E435741
714-884-858257R21	Remanufactured 240hp Mercury SportJet Powerhead	13 spline application	Fits 2000-2001 Mercury 2.5L SportJet	0E373939-0E406399
714-884-858961R30	Remanufactured 240hp Mercury SportJet Powerhead	13 spline application	Fits 2001 and above Mercury 2.5L 240hp SportJet	0E406400 and above
714-885-889437R02	Remanufactured Mercury SportJet Powerhead	13 spline application	Fits 2002 and 2003 Mercury 250hp SportJet	0E407100 and above



REMANUFACTURED SPORT JET POWERHEADS

Quicksilver offers a wide variety of 2-Stroke remanufactured powerheads for Mercury Sport Jet applications between 175-250 HP. All powerheads are completely disassembled, precision machined, honed, cleaned and assembled by a team of factory technicians. Remanufactured to fully jeweled precision with 100% OEM components using the latest engineering revisions, these products are the only logical choice for a remanufactured Sport Jet. Quicksilver's remanufactured powerheads come with a 1-year factory limited warranty.

Special Note: All Sport Jet powerheads use a 13-spline crankshaft.

MERCURY SPORT JET 175XR2

POWERHEAD SPORT JET



884-8M0115347

Remanufactured 175-HP Mercury SportJet Powerhead. (Not Dressed) A new reed block is no longer included. Retain the original reed block assembly for use. Fits a 13 spline application.

Fits 2001- 2004 Mercury 175 XR2 Sport Jet engines.
Serial number 0E369300 and above.

MERCURY SPORT JET 240

POWERHEAD SPORTJET



884-858257R21

Remanufactured 240-HP SportJet Powerhead (Not Dressed). Fits a 13 spline application and has a 5-pedal reed block crankcase cover.

Fits 2000 - 2001 Mercury 2.5 Litre SportJet Applications.
Serial number 0E373939 - 0E406399.

884-858961R30

Remanufactured 240-HP Mercury SportJet Powerhead. (Not Dressed). Fits a 13 spline application and has a 7-pedal reed block crankcase cover.

Fits 2001 and above 2.5 Litre 240-HP SportJet applications.
Serial number 0E406400 and above.

MERCURY SPORT JET 250

POWERHEAD SPORT JET



885-889437R02

Remanufactured SportJet Powerhead. (Not Dressed). Fits a 13 spline application.

Fits 2002 and 2003 Mercury 3.0-Litre 250-HP Sport Jet applications.

Serial number 0E407100 and above.

REMANUFACTURED SPORT JET POWERHEADS

OUTBOARD AND SPORT JET

SPORT JET POWERHEAD CROSS REFERENCE CHART

Sport Jet Powerhead Cross Reference

Model	Cyl/CID/Litre	Year Range	Serial # Range	New Part Number	Reman Part Number
90	3 cyl inline / 75.1 cu.in.	1993 - 1994	E095088 - E138324	N.L.A.	N.L.A.
90	3 cyl inline / 75.1 cu.in.	1994 - 1994.5	E138325 - E138599	N.L.A.	N.L.A.
120XR SJ	4 cylinder	1996 - 2000	0E141089 - 0E384499	800-818154A52 (NLA)	N.L.A.
175 XR2 SJ	V-6 2.5 Litre / 153.0 cu.in	1997 - 2000	E203000 - E369299	9764T64/T66 (NLA)	N.L.A.
175 XR2 SJ	V-6 2.5 Litre / 153.0 cu.in	2001 - 2004	E369300 - E433153	858257T25 (NLA)	884-8M0115347
V-200DFI SJ	2.5L	2001 - 2009	0E384500 - 0E435741	884-858961A19	884-858961R19
V-240EFI SJ	2.5L	2000 - 2001	0E373939 - 0E406399	858257T24 (NLA)	884-858257R21
V-240EFI SJ	2.5L	2001 - 2019	0E406400 and up	884-858961T30	884-858961R30
V-250DFI SJ	V-6 3.0 Litre / 185.9 cu.in.(8)	2002 - 2003	E0407100 and up	885-889437A 2	885-889437R02

(8) Oil Injection

REMANUFACTURED VERADO SUPERCHARGERS

Quicksilver offers all generations of remanufactured superchargers for the 135-300 HP consumer Verado products. Assembled & tested using factory tooling, these superchargers receive the latest machining updates and parts upgrades to provide years of quiet and durable performance. Quicksilver's remanufactured Verado superchargers come with a 1-year factory limited warranty.

VERADO 4-CYLINDER SUPERCHARGER



892807R05

Factory remanufactured.

Fits the 135-200hp. Verado 4-cylinder outboard beginning with serial number Serial number range 1B227000 and above.

VERADO 6-CYLINDER SUPERCHARGER



898096R03

Factory remanufactured.

Fits the 200-300hp. Verado 6-cylinder outboard beginning with serial number Serial number range 0T980000 - 2B144122.

VERADO 6 - CYLINDER SUPERCHARGER



8M0124363

Factory remanufactured.

Fits the 225/250/300hp. Verado 6-cylinder outboard beginning with serial number Serial number range 2B144123 and above.

OUTBOARD GEARCASE

QUICKSILVER
Marine Parts & Accessories

Genuine Water Pump

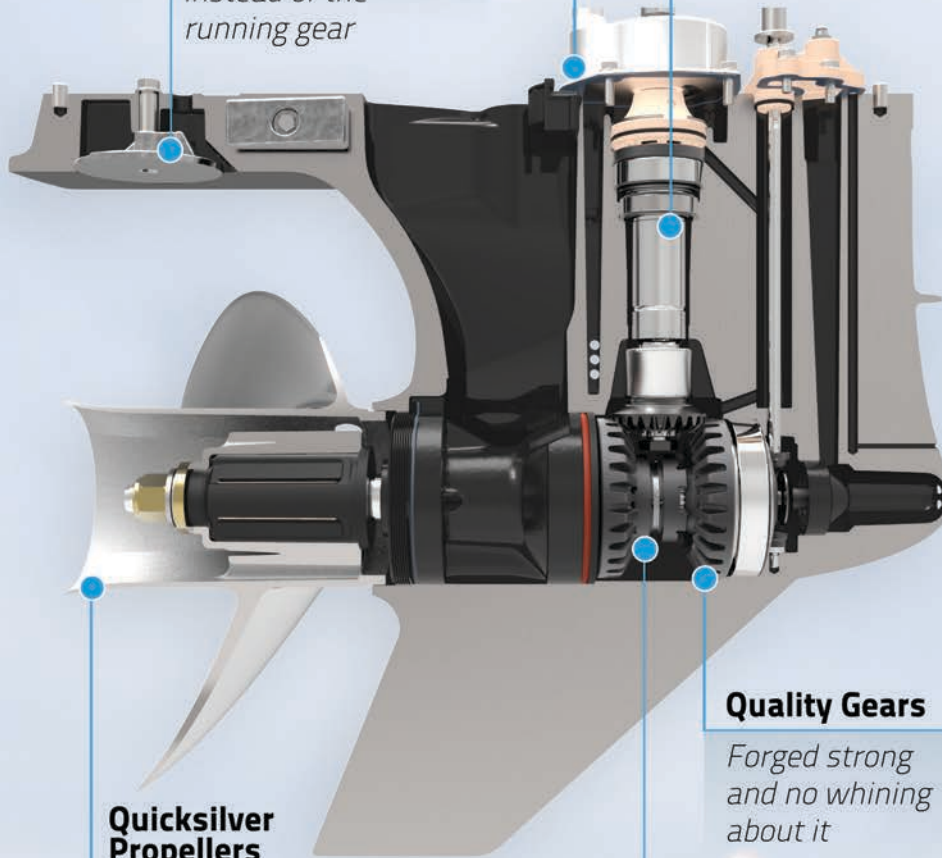
*Keeps you cool
all season long*

Ultra - Pure Anodes

*Sacrifice themselves
instead of the
running gear*

Durable Shafts

*Friction welded to
run strong and not
get twisted or bent*



**Quicksilver
Propellers**

*Go Fast
Save Gas*

**High Performance
Gear Lube**

*The secret ingredient
to long gear life*

Quality Gears

*Forged strong
and no whining
about it*

ORIGINAL PARTS

EVERYTHING'S RIDING ON IT

MERCURY MARINE® MC 4043

OUTBOARD GEARCASES - NEW

OUTBOARD GEARCASE-NEW

Quicksilver offers 100% genuine OEM gearcases for many Mercury and Mariner applications between 40-300 HP. These are genuine original factory parts. Invest wisely in your time on the water with a Quicksilver gearcase, because everything is riding on it.

MERCURY, MARINER 3-CYLINDER (70, 75, 80, 90 HP)

GEAR HOUSING ASSEMBLY COMPLETE



1667- 9011J16

Black, 2.3:1 gear ratio. 20" long shaft length. 12 pinion teeth. Includes the newer 6 jaw reverse clutch and a new powerhead gasket with upper shift shaft for correct throw

Fits Mercury 75-125 hp. 2-cycle outboards with 3 jaw reverse clutch

1667- 9011J15

Black, 2.3:1 gear ratio. 20" long shaft length. 12 pinion teeth.

Fits Mercury 75-125 hp. 2-cycle outboards with 6 jaw reverse clutch

MERCURY MARINER 4-CYLINDER (100, 115, 125 HP)

GEAR HOUSING ASSEMBLY COMPLETE



1667- 9011J 6

Black, 2.07:1 gear ratio. 20" long shaft length. 14 pinion teeth.

Fits Mercury 100/115/125 hp. (4 cylinder) 2-cycle outboards with 6 jaw reverse clutch

1667- 9011J16

Black, 2.3:1 gear ratio. 20" long shaft length. 12 pinion teeth.

Includes the newer 6 jaw reverse clutch and a new powerhead gasket with upper shift shaft for correct throw

Fits Mercury 75-125 hp. 2-cycle outboards with 3 jaw reverse clutch

1667- 9011J15

Black, 2.3:1 gear ratio. 20" long shaft length. 12 pinion teeth.

Fits Mercury 75-125 hp. 2-cycle outboards with 6 jaw reverse clutch

1667- 9011J 7

Black, 2.07:1 gear ratio. 20" long shaft length. 14 pinion teeth.

Fits Mercury 100/115/125 hp. (4 cylinder) 2-cycle outboards with 3 jaw reverse clutch.

1667- 9011J37

Black, 2.33:1 gear ratio. 20" long shaft length. 12 pinion teeth. Fits Mercury 75-90 hp. (3-cylinder) 2-cycle OptiMax/DFI outboards.

1667- 9011J33

Black, 2.07:1 gear ratio. 20" long shaft length. 14 pinion teeth. Fits Mercury 115 hp. (3-cylinder) 2-cycle OptiMax/DFI outboards.

1667- 9011J39

Black, 2.33:1 gear ratio. 25" extra long shaft length. 12 pinion teeth. Fits Mercury 75-90 hp. (3-cylinder) 2-cycle OptiMax/DFI outboards.

1667- 9011J35

Black, 2.07:1 gear ratio. 25" extra long shaft length. 14 pinion teeth. Fits Mercury 75-115 hp. (3-cylinder) 2-cycle OptiMax/DFI outboards.

MERCURY, MARINER V-6

GEARCASE ASSEMBLY COMPLETE



1647- 9148T81

Black, 2:1 ratio. 20" long shaft. 14 pinion teeth. Standard Rotation (RH).

Fits Mercury 135-200 (2.5L) V-6 outboards

1647- 9148T82

Black, 2:1 ratio. 25" extra long shaft. 14 pinion teeth. Standard Rotation (RH)

Fits Mercury 135-200 (2.5L) V-6 outboards

1647- 9148T84

Black, 1.87:1 ratio. 20" long shaft. 15 pinion teeth. Standard Rotation (RH)

Fits Mercury 135-200 (2.5L) V-6 outboards

1647- 9148T85

Black, 1.87:1 ratio. 25" extra long shaft. 15 pinion teeth. Standard Rotation (RH)

Fits Mercury 135-200 (2.5L) V-6 outboards

1647- 9148T86

Black, 1.87:1 ratio. 25" extra long shaft. 15 pinion teeth. Counter Rotation (LH)

Fits Mercury 135-200 (2.5L) V-6 outboards

OUTBOARD GEARCASE ASSEMBLY



1623-859399T13

Black, 1.75 Gear Ratio, 20 " shaft. 12 pinion teeth, Standard Rotation (RH) 13-Spline driveshaft.

Fits Mercury or Mariner 200, 225, 250 horsepower 3.0L OptiMax/DFI outboards. (s/n 1B504988 and prior)

OUTBOARD GEARCASES - NEW

1623-859399T14

Black, 1.75 Gear Ratio, 25 " shaft. 12 pinion teeth, Standard Rotation (RH) 13-Spline driveshaft.

Fits Mercury or Mariner 200, 225, 250 horsepower 3.0L OptiMax/DFI outboards. (s/n 1B504988 and prior)

1623-859399T15

Black, 1.75 Gear Ratio, 30 " shaft. 12 pinion teeth, Standard Rotation (RH) 13-spline driveshaft.

Fits Mercury or Mariner 200, 225, 250 horsepower 3.0L OptiMax/DFI outboards. (s/n 1B504988 and prior)

1623-859399T16

Black, 1.75 Gear Ratio, 25 " shaft. 12 pinion teeth, Counter Rotation (LH) 13 spline driveshaft.

Fits Mercury or Mariner 200, 225, 250 horsepower 3.0L OptiMax/DFI outboards. (s/n 1B504988 and prior)

1623-859399T17

Black, 1.75 Gear Ratio, 30 " shaft. 12 pinion teeth, Counter Rotation (LH) 13 spline driveshaft.

Fits Mercury or Mariner 200, 225, 250 horsepower 3.0L OptiMax/DFI outboards. (s/n 1B504988 and prior)

GEARCASE ASSEMBLY COMPLETE

1600-880686A43

Black, 20 inch (L model) shaft length. 12 pinion teeth, right hand rotation Fits the 3.0L Mercury Optimax or Pro XS, s/n 1B504989 and above.

1600-880686A44

Black, 25 inch (XL model) shaft length. 12 pinion teeth, right hand rotation Fits the 3.0L Mercury Optimax or Pro XS, s/n 1B504989 and above.

1600-880686A51

Black, 30 inch (XXL model) shaft length. 12 pinion teeth, right hand rotation Fits the 3.0L Mercury Optimax or Pro XS, s/n 1B504989 and above.

1600-880686A52

Black, 25 inch (CXL model) shaft length. 12 pinion teeth, left hand counter rotation Fits the 3.0L Mercury Optimax or Pro XS, s/n 1B504989 and above.

1600-880686A53

Black, 30 inch (CXXL model) shaft length. 12 pinion teeth, left hand counter rotation

Fits the 3.0L Mercury Optimax or Pro XS, s/n 1B504989 and above.

TORQ MASTER I GEARCASE ASSEMBLY



1689-8M0072952

Silver, 1.75:1 gear ratio, 20 inch. 12 pinion teeth. (L model) driveshaft length Fits the 3.0L Pro XS, right hand rotation, may only be used in Torque Master I applications. Torque Master II may not be substituted.

TORQ MASTER I GEARCASE ASSEMBLY



1689-8M0072953

Silver, 1.75:1 gear ratio, 25 inch. 12 pinion teeth. (XL model) driveshaft length Fits the 3.0L Pro XS, right hand rotation, may only be used in Torque Master I applications. Torque Master II may not be substituted.

MERCURY 40-60 HP 4-STROKE OUTBOARD BIGFOOT GEARCASES

GEARCASE ASSEMBLY COMPLETE



1667-9011G90

Black, 2.33:1 gear ratio. 20" long shaft length. 12 pinion teeth.

Fits Mercury 40-60 hp Bigfoot 4-Stroke Outboards. (s/n 1C033810 & Below Bigfoot)

MERCURY 75, 90 & 115 HP 4-STROKE OUTBOARD GEARCASES

GEARCASE ASSEMBLY COMPLETE



1667-9011J 2

Black, 2.07:1 gear ratio. 20" long shaft length. 14 pinion teeth.

Fits Mercury 75-115 hp 4-Cylinder, 4-Stroke Outboards. (s/n 0G960500 – 0T598999)

1600-888845T01

Black, 2.07:1 gear ratio. 20" long shaft length. 14 pinion teeth.

Fits Mercury 115 hp 4-Cylinder, 4-Stroke Outboards. (s/n 0T801000 – above)

1600-888845T02

Black, 2.07:1 gear ratio. 25" extra long shaft length. 14 pinion teeth.

Fits Mercury 115 hp 4-Cylinder, 4-Stroke Outboards. (s/n 0T801000 – above)

1667- 9011J29

Black, 2.33:1 gear ratio. 20" long shaft length. 12 pinion teeth.
Fits Mercury 75-90 hp 4-Cylinder, 4-Stroke Outboards. (s/n 0T599000 – 0T800999)

1600-888845T03

Black, 2.33:1 gear ratio. 20" long shaft length. 12 pinion teeth.
Fits Mercury 75-90-115 hp 4-Cylinder, 4-Stroke Outboards. (s/n 1B172291 – 1B366822)

MERCURY 150 HP 4-STROKE OUTBOARD GEARCASES

GEARCASE ASSEMBLY COMPLETE



1600-8M0099218

Black, 1:92:1 gear ratio. 20" long shaft length. 13 pinion teeth.
Fits Mercury 150 hp 4-Cylinder, 4-Stroke Outboards. (s/n 2B138363 - above)

1600-8M0099221

Black, 1:92:1 gear ratio. 25" extra long shaft length. 13 pinion teeth.
Fits Mercury 150 hp 4-Cylinder, 4-Stroke Outboards. (s/n 2B138363 - above)

VERADO 135-200 L4 OUTBOARD GEARCASES

GEARCASE ASSEMBLY COMPLETE



1600-880686T23

Black, RH, 2.08:1 gear ratio. 20" (L) long shaft length. 13 pinion teeth.
Fits Mercury 135, 150, 175, 200 hp L4 Verado

1600-880686T24

Black, RH, 2.08:1 gear ratio. 25" (XL) extra long shaft length. 13 pinion teeth.
Fits Mercury 135, 150, 175, 200 hp L4 Verado

1600-880686T25

Black, LH, 2.08:1 gear ratio. 25" (CXL) extra long shaft length. 13 pinion teeth.
Fits Mercury 135, 150, 175, 200 hp L4 Verado

VERADO 200-275 L6 OUTBOARD GEARCASES

GEARCASE ASSEMBLY COMPLETE



1600-880686T13

Black, 1.85:1 gear ratio, 20 inch. 13 pinion teeth. (L model) driveshaft length, right hand rotation
Fits the 6 cylinder Verado with 4.80 inch torpedo diameter

1600-880686T14

Black, 1.85:1 gear ratio, 25 inch. 13 pinion teeth. (XL model) driveshaft length, right hand rotation
Fits the 6 cylinder Verado with 4.80 inch torpedo diameter

1600-880686T15

Black, 1.85:1 gear ratio, 25 inch. 13 pinion teeth. (CXL model) driveshaft length, left hand counter rotation
Fits the 6 cylinder Verado with 4.80 inch torpedo diameter

1600-880686T16

Black, 1.85:1 gear ratio, 30 inch. 13 pinion teeth. (XXL model) driveshaft length, right hand rotation
Fits the 6 cylinder Verado with 4.80 inch torpedo diameter

1600-880686T17

Black, 1.85:1 gear ratio, 30 inch. 13 pinion teeth. (CXXL model) driveshaft length, left hand counter rotation
Fits the 6 cylinder Verado with 4.80 inch torpedo diameter

VERADO 300 L6 OUTBOARD GEARCASES

GEARCASE ASSEMBLY COMPLETE



1600-880686T54

Black, 1.75:1 gear ratio, 20 inch. 12 pinion teeth (L model) driveshaft length, right hand counter rotation.
Fits the 6 cylinder Verado with 4.80 inch torpedo diameter.

1600-880686T57

Black, 1.75:1 gear ratio, 20 inch, 12 pinion teeth, (CL model) driveshaft length, left hand counter rotation.
Fits the 6 cylinder Verado with 4.80 inch torpedo diameter.

1600-880686T55

Black, 1.75:1 gear ratio, 20 inch, 12 pinion teeth, (XL model) driveshaft length, right hand counter rotation.
Fits the 6 cylinder Verado with 4.80 inch torpedo diameter.

1600-880686T58

Black, 1.75:1 gear ratio, 25 inch, 12 pinion teeth, (CXL model) driveshaft length, left hand counter rotation.
Fits the 6 cylinder Verado with 4.80 inch torpedo diameter.

OUTBOARD GEARCASES - NEW

OUTBOARD AND SPORT JET

1600-880686T56

Black, 1.75:1 gear ratio, 30 inch, 12 pinion teeth, (XXL model) driveshaft length, right hand counter rotation.

Fits the 6 cylinder Verado with 4.80 inch torpedo diameter.

1600-880686T59

Black, 1.75:1 gear ratio, 30 inch, 12 pinion teeth, (CXXL model) driveshaft length, left hand counter rotation.

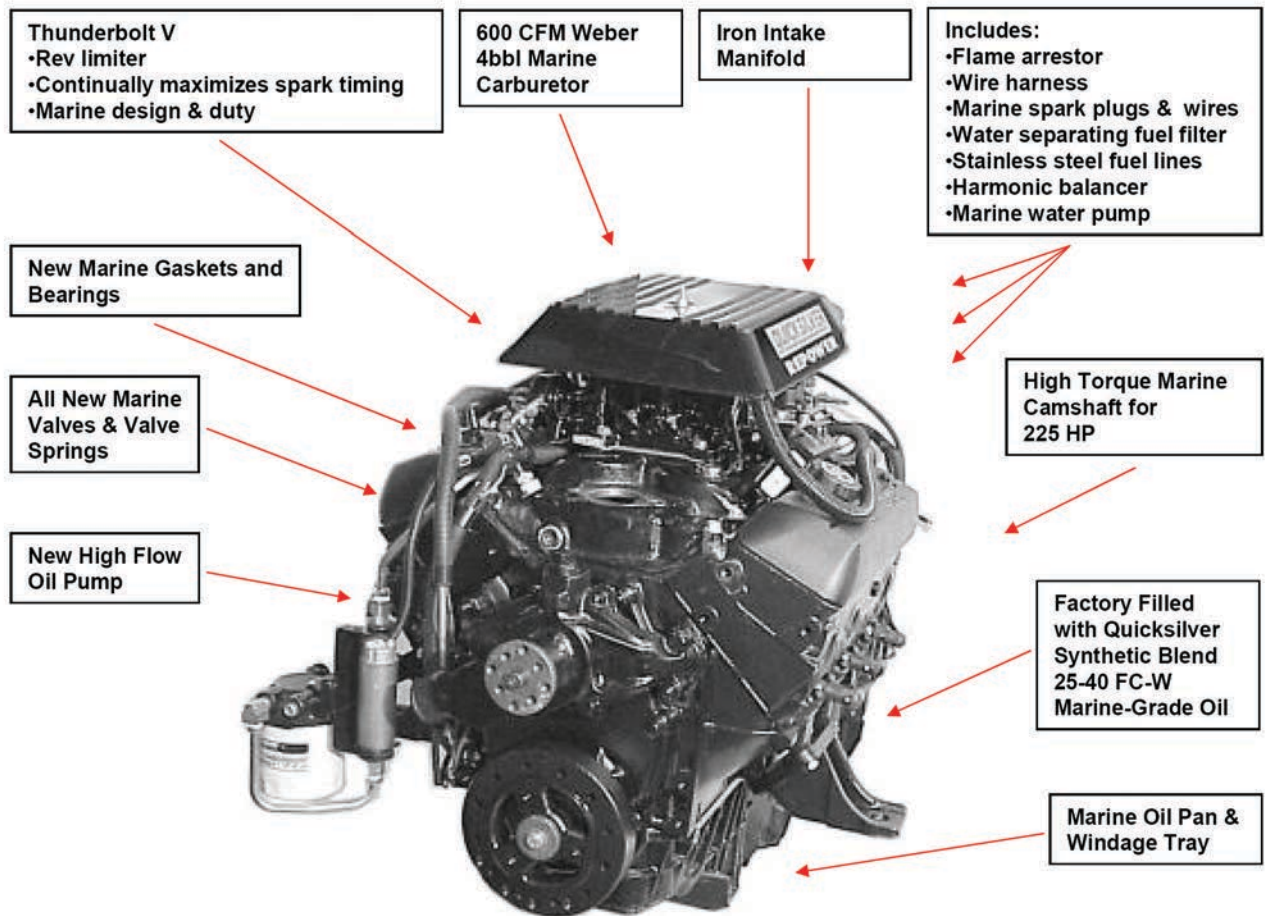
Fits the 6 cylinder Verado with 4.80 inch torpedo diameter.

PLUS SERIES ENGINES - PARTIALLY DRESSED ENGINE FEATURES



4.3L Gen+ (V6) Partially dressed Engine

- Remanufactured to offer the best repower value
- Ultimate in flexibility
- 225 HP
- 1 Year Limited Factory Warranty
- Fits any brand not just MerCruiser



MERCUISER

3.0L/4.3L/350/540 CRATE ENGINES

3.0L/4.3L/350/540 CRATE ENGINES

3.0L CRATE ENGINES

QUICKSILVER®

3.0L CRATE ENGINES 110HP & 130HP

FUEL AND IGNITION SYSTEMS INCLUDED



P/N: 8M0123360 - 3.0L Crate - 110 HP
P/N: 8M0123362 - 3.0L Crate - 130 HP

Quicksilver leads the way for repowering classic runabouts with a pair of 100% new crate engines produced using new Quicksilver tooling – not automotive leftovers

- Ideal to repower 2.5L, 3.0L, & 3.0LX sterndrive powered boats using Mercruiser or Volvo drives
- 4" outlet exhaust elbow included, MC shift bracket, & thermostat housing included!
- Turn Key Starting carburetor

www.Quicksilver-products.com

Power	110 & 130 HP
Full Throttle Range	4400-4800 RPM
Displacement	181 CID (3.0L)
Engine Type	All new iron block and heads I-4
Bore & Stroke	4.00" x 3.60" (102mm x 91mm)
Compression Ratio	9.3:1
Rocker Arm Ratio	1.5:1 Stamped Steel
Cranktrain	Nodular Iron Crankshaft (1.4" flywheel required)
Fuel Requirement	87 Octane (R+M)/2
Fuel System	2V MercCarb with Automatic Enrichment for Turn Key Starting and Mechanical Fuel Pump
Induction System	Iron Manifold
Charging System	Not Installed
Water Drain System	Not Installed
Exhaust System	Iron Manifold w/4" Outlet
Cooling System	Not Installed
Accessory Drive System	Not Installed
Lubrication System	High Flow Oil Pump
Recommended Engine Oil	SAE 25-40 NIMMA Certified FC-W Synthetic Blend
Audio Warning System	Oil Pressure, Coolant Temperature, Drive Lube
Alpha Ratio Ratios	2.00-1/2.40-1 High Altitude
Boat Harness Type	1-4-pin

MERCUISER

4.3L CRATE ENGINES


4.3L Carbureted Crate Engine
225HP



ALUMINUM INTAKE WITH BRONZE WATER PASSAGE & PADS

600 CFM 4BBL CARBURETOR

225 HP Alpha Model



PN: 807736R51

At 225 HP this 4.3L Crate Engine is bold enough to repower 5.0L Alpha V-8 engines while delivering V-6 fuel economy. With torque to spare this engine naturally upgrades 4.3L & 5.0L engines for most runabouts.

- 1-Year limited factory warranty
- Roller rocker arms and roller lifters provide years of reliable & quiet operation
- Exclusive aluminum intake manifold delivers more torque than older iron intake manifolds

Find your local dealer at: www.mercury-marine.eu

Power	225HP
Full Throttle Range	4400-4800 RPM
Displacement	265 CID (4.3L)
Engine Type	Remanufactured GM Marine V6 with iron block and heads
Bore & Stroke	4.02" x 3.48" (102mm x 88mm)
Compression Ratio	9.4:1
Rocker Arm Ratio	1.5:1 Roller Rocker
Cranktrain	Nodular Iron Crankshaft and Powder Metal Rods
Fuel Requirement	87 Octane (R+M)/2
Fuel System	Weber 600 CFM 4V Electric Choke Carburetor & Electric Fuel Pump
Induction System	Exclusive aluminum 2-plane intake with bronze water passages and pads
Ignition System	Thunderbolt V
Charging System	Not Installed
Water Drain System	Not Installed
Exhaust System	Not Installed
Cooling System	Marine Circulating Water Pump Included
Accessory Drive System	Not Installed
Lubrication System	High Flow Oil Pump
Recommended Engine Oil	SAE 25-40 NMMA Certified FC-W Synthetic Blend
Audio Warning System	Not Installed
Alpha Ratio (Gen I, Gen II)	1.62:1, 1.65:1, 1.81:1, & 1.84:1
Shipping Dimensions (LxWxH)	37"x35"x34" (940mm x 889mm x 864mm)
Shipping Weight (Lbs. / Kg)	510 / 231

350 CRATE ENGINES

QUICKSILVER®

**350 CRATE ENGINES
300 HP & 325 HP**

**4-BOLT MAINS
SCREW-IN ROCKER STUDS**

**300 HP
ALPHA MODEL**



714-8M0079S30 - 300 HP ALPHA
714-8M0079S31 - 325 HP BRAVO® & INBOARD

With several internal upgrades and a 10% power bump for the Alpha model, the 350 crate engines stand firm as the most reliable and flexible repower option for many makes and applications.

- 1-Year limited factory warranty
- Internal updates: 4-bolt main, screw-in rocker studs
- Power increase for the Alpha model from 275 HP to 300 HP
- Repower many makes of sterndrives and inboards including Volvo, Crusader, and Indmar
- Requires addition of seawater pump kit when used with Gen I Alpha drive

www.Quicksilver-products.com

Power	300 & 325 HP
Full Throttle Range	4,600-5,000 RPM
Displacement	350 CID (5.7L)
Engine Type	All New 4-Bolt Main Iron Block with Dart Iron Heads Using Screw in Rocker Studs and Hardened Seats
Bore & Stroke	4.00" x 3.48" (102mm x 88mm)
Compression Ratio	9.4:1
Rocker Arm Ratio	1.5:1 Stamped Steel
Cranktrain	Nodular Iron Crankshaft and Powder Metal Rods
Fuel Requirement	87 Octane (R+M)/2
Fuel System	Weber 750 CFM 4V Electric Choke Carburetor & Mechanical Fuel Pump
Induction System	Dual-Plane Aluminum Intake with Bronze Crossover and Pads
Ignition System	Thunderbolt V® with Knock Control
Charging System	Not Installed
Water Drain System	Not Installed
Exhaust System	Not Installed
Cooling System	Not Installed
Accessory Drive System	Not Installed
Lubrication System	High Flow Oil Pump
Recommended Engine Oil	SAE 25-40 NMMA Certified FC-W Synthetic Blend
Audio Warning System	Oil Pressure, Coolant Temperature, Drive Lube
Alpha Ratio (Gen I, Gen II)	1.50:1, 1.47:1
Bravo One® Ratios	1.50:1, 1.55:1
Bravo Two® Ratios	2.00:1, 2.20:1, 2.40:1 High Altitude
Bravo Three® Ratios	2.00:1, 2.20:1, 2.40:1 High Altitude
Inboard Ratios	Depends Upon Application
Shipping Dimensions (LxWxH)	42" x 30" x 39" (1054mm x 769 mm x 991 mm)
Shipping Weight (Lbs. / Kg)	598 / 272

MERCUISER

350 CRATE ENGINES

350 CRATE ENGINES
300HP

QUICKSILVER®



4-BOLT MAINS
SCREW-IN ROCKER STUDS

300 HP

714-8M0092946 Use for 2002-2004 MerCruiser models rated for 4600-5000 RPM
714-8M0093550 Use for 2005 & newer MerCruiser models rated for 4800-5200 RPM

With several internal upgrades and 1 year of standard limited warranty, the 350 MPI crate engines stand tall as the best overall value to repower your marine engine.

- 1-Year limited factory warranty
- Internal updates: 4-bolt main, screw-in rocker studs
- Repower many makes of sterndrives and inboards including Volvo, Crusader, and Indmar
- The 350 MPI Crate engine offers a great way to power-up from an obsolete 5.0 MPI model

www.Quicksilver-products.com

Power	300HP
Full Throttle Range	4600-5000 RPM & 4800-5200 RPM
Displacement	350 CID (5.7L)
Engine Type	All new 4-bolt main iron block with Mercury iron heads using screw in Rocker Studs and Hardened Seats
Bore & Stroke	4.00" x 3.48" (102mm x 88mm)
Compression Ratio	9.4:1
Rocker Arm Ratio	1.5:1 Stamped Steel
Cranktrain	Nodular Iron Crankshaft and Powder Metal Rods
Fuel Requirement	87 Octane (R+M)/2
Fuel System	MPI system includes Fuel Injectors, Fuel Rail, & Sensors Marine intake with iron base and 2-piece long runner intake with 75mm Throttle Body Unit
Ignition System	High Voltage Switch and Platinum Spark Plugs
Charging System	Not Installed
Water Drain System	Not Installed
Exhaust System	Not Installed
Cooling System	Marine Circulating Water Pump Included
Accessory Drive System	Not Installed
Lubrication System	High Flow Oil Pump
Recommended Engine Oil	SAE 25-40 NMMA Certified FC-W Synthetic Blend
Audio Warning System	Not Installed
Alpha Ratio (Gen I, Gen II)	1.50:1, 1.47:1
Bravo One® Ratios	1.50:1, 1.65:1
Bravo Two® Ratios	2.00:1, 2.20:1, 2.40:1 High Altitude
Bravo Three® Ratios	2.00:1, 2.20:1, 2.40:1 High Altitude
Inboard Ratios	Depends Upon Application
Shipping Dimensions (LxWxH)	42" x 30" x 39" (1054mm x 749 mm x 991 mm)
Shipping Weight (Lbs. / Kg)	598 / 272

540 BRAVO CRATE ENGINES

QUICKSILVER

**540 BRAVO CRATE ENGINE
450HP**

FUEL AND IGNITION SYSTEMS INCLUDED

SEAWATER PUMP AND OIL COOLER INCLUDED



P/N: 8M0113304

Quicksilver designed an all new big block that allows monster displacement without the need of a tall-deck block. As a result, this engine delivers diesel-like torque. It's the engine you really always wanted, but couldn't have.

- Ideal to repower 454 HO, 502, & 500 HP MercCruiser Bravo & Mercury High-Part engines used in performance boats and large cruisers
- Standard deck height allows the use of most solid engine mounts and marine headers
- Equipped with 2.25" Extreme Duty Intake valves and high flow iron heads to reliably deliver power & torque

www.Quicksilver-products.com

Power	450 HP
Full Throttle Range	4600-5000 RPM
Displacement	540 CID (8.9L)
Engine Type	All new iron block and heads V-8, Standard Deck
Bore & Stroke	4.50" x 4.25" (114mm x 108mm)
Compression Ratio	9.0:1
Rocker Arm Ratio	1.7:1 Full Roller Rocker Arms
Cranktrain	4340 Forged Steel Stroker Crankshaft
Fuel Requirement	87 Octane (R+M)/2
Fuel System	Holley 800 cfm Electric Choke Carburetor, Mechanical Fuel Pump
Induction System	Single-Plane Aluminum Intake with Bronze Crossover & Pads
Charging System	Not Installed
Water Drain System	Not Installed
Exhaust System	Not Installed
Cooling System	Not Installed
Accessory Drive System	Not Installed
Lubrication System	High Flow Oil Pump, Oil Thermostat & Cooler
Recommended Engine Oil	SAE 25W50 FC-W Synthetic Blend Racing Oil
Fresh Water Cooling Kit	Not Available - Bravo Only/ Not for Inboard
Audio Warning System	Oil Pressure, Coolant Temperature, Drive Lube
Bravo One XXX/ZXR Ratios	1.50:1 / 1.36:1 Optional
Bravo Three XXXR Ratios	1.81:1 / 2.00:1 High Altitude
Boat Harness Type	10-pin

MERCUISER

QUICKSILVER CRATE ENGINES

QUICKSILVER has been building the 350 Crate Engines as parts for repairing boat engines since 2008. These never were converted automotive units or remanufactured, but rather built by QUICKSILVER from scratch for marine duty. CRATE ENGINES are major assemblies that include a new longblock as well as the fuel delivery and ignition components required for a high quality major repair. But, they require many more parts to be transferred from the engine being repaired or bought new before a boat can be made to go. CRATE ENGINE major assemblies lack: a cooling system, engine mounts, fuel handling system, exhaust system, couplers, control mounting points, a starter, accessory drive, alternator, seawater pump, power steering, and usually a flywheel. The offerings are now expanding beyond the familiar 350 carbureted and MPI models.

3.0L CRATE ENGINE

3.0L TKS CRATE ENGINE



8M0123360

110 HP @ 4800 RPM. 181 Cubic Inch partially dressed marine engine. Engine Features: Turn Key Start Carburetor with Mechanical Fuel Pump, and Flame Arrestor. Built with 100% new cast iron: Quicksilver early design 3.0L cylinder heads, intake/exhaust manifold, 4" exhaust outlet, thermostat housing, and block. Internals include: large fillet radii crankshaft, Tri-metal bearings, 9.3:1 pistons, Black-X composite valves, and 1.5:1 rocker arms. Features include: harmonic balancer, marine distributor, NGK spark plugs, plug wires, sensors, audio warning horn for overheat, low oil pressure, and low drive lube levels. It uses EST Analog Ignition, includes shift bracket for Alpha shift interrupt, and 14-Pin Harness. Compatible with front or side engine mounts. Pilot bore machined into crankshaft to accept Volvo couplers. Runs on 87 Octane Fuel.

110 HP 100% New Crate Engine

This all new construction 3.0L crate engine services all makes inboard & sterndrive 2.5L & 3.0L marine engines built between 1983-1989. It will require the installation of a 14" flywheel. A refurbished 14" flywheel 8M0135884 is available separately.

8M0123362

130 HP @ 4800 RPM. 181 Cubic Inch partially dressed marine engine. Engine Features: Turn Key Start Carburetor with Mechanical Fuel Pump, and Flame Arrestor. Built with 100% new cast iron: cylinder heads, intake/exhaust manifold, 4" exhaust outlet, thermostat housing, and block. Internals include: 9.3:1 pistons, and 1.5:1 rocker arms. Features include: harmonic balancer, marine distributor, NGK spark plugs, plug wires, sensors, audio warning horn for overheat, low oil pressure, and low drive lube levels. It uses EST Analog Ignition, includes shift bracket for Alpha shift interrupt, and 14-Pin Harness. Compatible with front or side engine mounts. Pilot bore machined into crankshaft to accept dealer installed Volvo couplers. Runs on 87 Octane Fuel

130 HP 100% New Crate Engine

This all new construction 3.0L crate engine services all makes inboard & sterndrive 3.0L marine engines built between 1990-2015. It will require the installation of a 14" flywheel. A refurbished 14" flywheel 8M0135884 is available separately.

4.3L CRATE ENGINE

4.3L 4BBL CRATE ENGINE



8M0124034

225 HP @ 4800 RPM. 262 Cubic Inch partially dressed marine engine. Engine Features: 4bbl 600 cfm marine carburetor, high torque aluminum intake manifold with bronze pads and water crossover, electric fuel pump, and aluminum oil pan. It is 100% new construction, and uses cast iron cylinder heads and block, 9.4:1 pistons, and 1.5:1 roller rocker arms. Audio warning horn for overheat, low oil pressure, and low drive lube levels. It uses Thunderbolt ignition with Alpha shift interrupt and 10-Pin Harness. Runs on 87 Octane Fuel.

225 HP 100% New Crate Engine

This all new construction 4.3L crate engine is a universal power upgrade for V6 sterndrive and inboard marine engines regardless of make built between 1996-2015. If metric fasteners are required for installation, order fastener kit # 56-861937A1.

NOTE: Please see MerCruiser Service Bulletin 2007-11 for additional components which may be required when replacing 4.3L engines with s/n 1A063239 and below.

350 CRATE ENGINE

350 ALPHA CRATE ENGINE



8M0079530

300 HP @ 5000 RPM – Standard / Left-Hand rotation. Brand New 5.7L/350 cubic inch partially dressed marine engine assembly. Features include: New 750 cfm 4bbl carburetor, aluminum intake manifold with bronze water crossover and pads, mechanical fuel pump, nodular iron crankshaft, 4-bolt main iron block, roller camshaft, iron cylinder heads, screw-in rocker studs, stainless steel valves, 9.4:1 hypereutectic pistons, Thunderbolt V ignition with knock control, and 10-pin harness.

Includes: flame arrestor, harmonic balancer, oil pan, wire harness, circulating water pump, spark plugs and wires. Runs on 87 Octane Fuel.

NOTE: If used with an Alpha One (Gen I) drive, this engine requires seawater pump kit 46-807151A5 (sold separately) and Serpentine belt 57-861757Q(sold separately) for proper cooling.

300 HP New Crate Engine

This all new construction crate engine is a universal power upgrade for V8 MerCruiser Alpha sterndrive and inboard applications, and adaptable to other brands of sterndrives and inboards regardless of make.

QUICKSILVER CRATE ENGINES

350 GEN+ BRAVO/MIE CRATE ENGINE

8M0079531

325 HP @ 5000 RPM – Standard / Left-Hand rotation. Brand New 5.7L/350 cubic inch partially dressed marine engine assembly. Feature include: New 750 cfm 4bbl carburetor, aluminum intake manifold with bronze water crossover and pads, mechanical fuel pump, nodular iron crankshaft, 4-bolt main iron block, roller camshaft, iron cylinder heads, screw-in rocker studs, stainless steel valves, 9.4:1 hypereutectic pistons, Thunderbolt V ignition with knock control, and 10-pin harness.

Includes: flame arrestor, harmonic balancer, oil pan, wire harness, circulating water pump, spark plugs and wires. Runs on 87 Octane Fuel.

325 HP New Crate Engine

This all new construction crate engine is a universal power upgrade for V8 MerCruiser Bravo sterndrive and inboard applications, and adaptable to other brands of sterndrives and inboards regardless of make.

350 MPI BRAVO CRATE ENGINE

350 MPI BRAVO CRATE ENGINE



8M0092946

300 HP @ 5000 RPM – Standard / Left-Hand rotation. Brand New 350 cubic inch partially dressed marine engine assembly. Feature include: New 75mm TBU, 2-piece aluminum intake manifold with iron base, new fuel injector & rail assembly, TPS & TMAP sensors, HVS assembly, nodular iron crankshaft, roller camshaft, Quicksilver iron cylinder heads, screw-in rocker studs, stainless steel valves, 9.4:1 hypereutectic pistons.

Includes: Harmonic balancer, oil pan, circulating water pump, NGK spark plugs, wires and crank sensor. Runs on 87 Octane Fuel.

300 HP New Crate Engine

Not just a service replacement, this all new construction crate engine can be used as a power upgrade for 2002-2004 MerCruiser 5.0L Bravo sterndrives (s/n 0M600000-0W029410) with a single knock sensor & Gen II Cool Fuel. Includes a voucher for an ECM or PCM to aid with the repower of any MerCruiser 5.0L MPI into a 350 MPI

8M0093550

300 HP @ 5200 RPM – Standard / Left-Hand rotation. Brand New 350 cubic inch partially dressed marine engine assembly. Feature include: 75mm TBU, 2-piece aluminum intake manifold with iron base, new fuel injectors & rail assembly, TPS & TMAP sensors, HVS assembly, nodular iron crankshaft, roller camshaft, Quicksilver iron cylinder heads, screw-in rocker studs, stainless steel valves, 9.4:1 hypereutectic pistons.

Includes: Harmonic balancer, oil pan, circulating water pump, NGK spark plugs, wires, crank and knock sensors. Runs on 87 Octane Fuel.

300 HP New Crate Engine

Not just a service replacement, this all new construction crate engine can be used as a power upgrade for 2005 & MerCruiser 5.0L Bravo sterndrives (s/n 0W310000 and up) with dual knock sensors & Gen 3 Cool Fuel. Includes a voucher for an ECM or PCM to aid with the repower of any MerCruiser 5.0L MPI into a 350 MPI

540 BRAVO CRATE ENGINE

540 BRAVO CRATE ENGINE



8M0113304

450 HP @ 4600-5000 RPM – Standard / Left-Hand rotation. Brand New 540 cubic inch partially dressed marine engine assembly. Features include: New Quicksilver iron engine block, 800 cfm 4bbl Holley carburetor, single plane aluminum intake manifold with bronze water crossover and pads, mechanical fuel pump, 4340 steel crankshaft, forged steel rods, 4-bolt main block, roller camshaft, Dart iron cylinder heads, 2.25" intake valve, 1.7:1 roller rocker arms, screw-in rocker studs, stainless steel valves, 9.0:1 forged pistons, Thunderbolt V ignition with knock control, and 10-pin harness.

Includes: distributor, flame arrestor, harmonic balancer, flywheel, oil pan, fuel pump mounted to sea water pump, wire harness, circulating water pump, NGK spark plugs, engine oil cooler, oil thermostat, fuel filter, dipstick, oil filter, coil, marine spark plug wires, and filled with Mercury Racing 25W50 oil. Runs on 87 Octane Fuel.

Not Included: Engine mounts, water hoses, exhaust manifolds, front dress, cooling system, bellhousing, PS cooler, starter, alternator, coupler, or pulleys.

450 HP New Crate Engine

This all new construction crate engine is a service upgrade for carbureted V8 MerCruiser Bravo & Hi-Performance sterndrive applications.

PLUS SERIES ENGINES



Plus-Series Engines

- Remanufactured to offer the best repower value
- Many new Marine parts included
- 1 Year Limited Factory Warranty
- 100% Hot tested & pressure checked for quality

All New Stainless Steel Valves & Marine Valve Springs

Custom Flame Cover

CNC machined Remanufactured GM Vortec Marine Block
 •Line Bored Cam & Mains
 •Max 0.040" CNC Overbore
 •CNC Honed
 •CNC Deck Machining

383 use 1.6:1 Full Roller Rocker Arms

Hypereutectic Pistons – Stronger than Cast Pistons

New Marine Water Pump

Complete Accessory Drive System Included

Some Blocks Machined for Mechanical Fuel Pump

383 uses 4340 Forged Crank, Others use Nodular Iron

Marine Oil Pan & Windage Tray

New High Flow Oil Pump ----
 383 use 100 psi Oil Pump

Marine Duty Cylinder Heads

Hardened Valve Seats

New Marine Spark Plugs

Factory Filled with Quicksilver 25-40 FC-W Marine-Grade Oil

Exclusive 357 & 383 Camshaft Profiles

Exhaust System Includes Intermediate Pipes – No Y-pipes Included



MERCURUISER

MERCURY REMANUFACTURING PLUS-SERIES ENGINES

MERCURY REMANUFACTURING PLUS-SERIES ENGINES

The PLUS-SERIES line from Mercury Remanufacturing is made up of unique engines that offer value performance for your next repower. Based on our popular MerCruiser products, these are fully remanufactured engines that are fitted with marine-grade performance valve train, pistons, induction system and (in some cases) marine headers to deliver factory reliability at an affordable price.

Each PLUS-SERIES engine is "Hot Tested" by supplying fuel and coolant so technicians can perform a series of live-running tests for quality assurance. All PLUS-SERIES engines are completely remanufactured and include exhaust manifolds, fuel, electrical and ignition systems so they are ready to rig into a boat.

PLUS-SERIES engines from Mercury Remanufacturing come with a One-Year Factory Limited Warranty.

Adapting Plus Series engines to specific applications may require some parts to be transferred from the engines coming out of the boat or purchased separately. Examples include:

- Transfer of flywheel housings, couplers, and other hardware to adapt to various makes of drives and transoms.
- Changing engine couplers to match specific transmissions, or customer preferences.
- Changing engine mounts from front to side, or using solid engine mounts.
- Use of various Quicksilver kits to meet customer preferences or the specified installation requirements found in the Repower Reference Manual included with the engine.

CONSIDERATIONS FOR THE 4.3L GEN+ and 350 GEN+ PARTIALLY DRESSED ENGINE:

- To avoid the expense of a fully-dressed complete engine, the following items (if in good condition) need to be transferred from the original engine over to the replacement engine: exhaust manifolds, risers, starter motor, alternator, pulleys hoses and belts.
- Installing a partially dressed engine into a 1981 or earlier application would not be recommended. Due to the shift bracket that contains a reverse lock mechanism, it would be extremely difficult and expensive to accomplish this upgrade.

MERCURUISER

3.0L TKS - ENGINE ONLY

3.0L TKS ALPHA – ENGINE ONLY



8M0072497

3.0L TKS Alpha Sterndrive Engine Only. 135 HP @ 4800 RPM. 183 Cubic Inch Fully Dressed Marine Engine. Engine Features: Non-Power Steering. Front Engine Mount. Turn Key Start Carburetor with Mechanical Fuel Pump. It is Built with GM Marine Remanufactured Cast Iron Cylinder Heads and Block, 9.3:1 Pistons, and 1.5:1 Rocker Arms. Audio warning horn for overheat, low oil pressure, and low drive lube levels. Remote oil filter standard. It uses EST Analog Ignition, Single-Point Water Drain Using Blue Hoses, and 14-Pin Harness. Runs on 87 Octane Fuel.

135 HP Remanufactured Sterndrive Engine
Replaces 3.0L Alpha sterndrive engines

4.3L GEN+ / PARTIALLY DRESSED ENGINE

4.3L GEN+ ENGINE ONLY



807736R51

225 HP @ 4800 RPM - Standard / Left-Hand Rotation - Remanufactured 4.3L Partially Dressed Marine Engine Assembly. Features Include: New 600 cfm 4bbl Carburetor, Electric Fuel Pump, Nodular Iron Crankshaft, Roller Camshaft, Vortec Cast Iron Cylinder Heads, Stainless Steel Valves, 9.4:1 Hypereutectic Pistons, Full Roller Rocker Arms and Thunderbolt V Ignition. Includes: Flame Arrestor, Harmonic Balancer, Oil Pan, 10-Pin Harness, Water Pump, Spark Plugs and Wires. Runs on 86 Octane Fuel.

This Remanufactured Crate Engine is a universal power upgrade for V6 MerCruiser Alpha Sterndrive Applications and adaptable to other brands of sterndrives regardless of make.

4.3L ALPHA 4V - ENGINE ONLY

4.3L ALPHA 4V GEN+ - ENGINE ONLY



865108R89

4.3L Alpha 4V Sterndrive Engine Only. 225 HP @ 4800 RPM, 4.3L Liter Fully Dressed Marine Engine. Engine Features: Special Flame Graphics, New 600 cfm 4bbl Carburetor, Electric Fuel Pump, 2-piece Wet Joint Exhaust, Nodular Iron Crankshaft, Billet Steel Roller Camshaft, Vortec Cast Iron Cylinder Heads, Stainless Steel Valves, 9.4:1 Hypereutectic Pistons, 1.5:1 Full Roller Rocker Arms, Thunderbolt V Ignition with Knock Control, 10-Pin Harness. Runs on 87 Octane Fuel.

225 HP Remanufactured Sterndrive Engine
Replaces MerCruiser 4.3L & 5.0L sterndrive engines.

350 MPI ALPHA - ENGINE ONLY

350 MPI ALPHA - ENGINE ONLY



863611R11

350 MPI Alpha Sterndrive Engine Only. 300 HP @ 5000 RPM, 350 Cubic Inch Fully Dressed Marine Engine. Engine Features: Special Flame Graphics, Multi-Port Fuel Injection Using Cool Fuel II, Dry Joint Exhaust, Nodular Iron Crankshaft, Roller Camshaft, Vortec Cast Iron Cylinder Heads, Stainless Steel Valves, 9.4:1 Hypereutectic Pistons. It uses ECM 555 with Engine Guardian and is SmartCraft ready, 10-Pin Harness. Runs on 87 Octane Fuel.

NOTE: If used with an Alpha One (GEN I) drive, this engine requires a Seawater pump kit 46-8M0139983 & serpentine belt 57-865615Q03 (sold separately) for proper cooling.

300 HP Remanufactured Sterndrive Engine.
Replaces 5.0L, 5.0L EFI/MPI, 5.7L, 5.7L EFI/MPI and 350 Mag MPI sterndrive engines.

383 MAG STROKER - ENGINE ONLY

383 MAG STROKER



865108R80

383 MAG Stroker Bravo Sterndrive Engine Only. 350 HP @ 5200 RPM, 383 Cubic Inch Stroker Fully Dressed Marine Engine. Engine Features: Special Flame Graphics, Multi-Port Fuel Injection using Cool Fuel II, Dry Joint Exhaust, 100 PSI Oil Pump, 4340 Forged Steel Crankshaft, High-Lift Billet Steel Camshaft, Vortec Cast Iron Cylinder Heads, Stainless Steel Valves, 9.0:1 Hypereutectic Pistons and 1.6:1 Roller Rocker Arms. It uses ECM555 with Engine Guardian and is SmartCraft ready, 10-pin Harness. Runs on 87 Octane Fuel.

350 HP Remanufactured Sterndrive Engine
Replaces 350 MAG, 6.2L MPI, 7.4L & 7.4L MPI sterndrive engines.

383 MPI FWC - BRAVO



8M0109404

383 MPI FWC Bravo – Bravo Engine Only. 350 HP @ 5200 RPM. 383 Cubic Inch Motor Fully Dressed Marine Engine. Engine Features: Special Flame Graphics, Multi-Port Fuel Injection using Cool Fuel II, Dry Joint Exhaust, 100 PSI Oil Pump, 4340 Forged Steel Crankshaft, High-Lift Billet Steel Camshaft, Cast Iron Cylinder Heads, Stainless Steel Valves, 9.0:1 Hypereutectic Pistons, 1.6:1 Roller Rocker Arms, Full System Fresh Water Cooling (includes the block, heads, and exhaust manifolds in the closed cooling circuit), ECM555, Engine Guardian, SmartCraft Ready, Mechanical Throttle and Shift, and 10-Pin Harness. Runs on 87 Octane Fuel.

350 HP Remanufactured Sterndrive Engine
Replaces 350 MAG, 377 MAG, 7.4L & 7.4L MPI sterndrive engines including SeaCore and Horizon Bravo models.

QUICKSILVER PLUS SERIES ENGINES


3.0L ALPHA TKS

QUICKSILVER

**3.0L ALPHA TKS
135 HP**

**Black-X
Valve Tech**

135 HP



712-8M0116446

- The ideal repower for your runabout or pontoon boat using the classic front engine mount system.
- No Power Steering - The best value available
- Turn Key Starting
- CARB & EPA compliant – requires old engine return for repower

www.quicksilver-products.com

Power	135 HP (99KW)
Full Throttle Range	4400-4800 RPM
Displacement	181 CID (3.0L)
Engine Type	All new iron block with Quicksilver® iron heads using screw in rocker studs, Black-X valves, and hardened valve seats
Bore & Stroke	4.00" x 3.60" (102mm x 89mm)
Compression Ratio	9.3:1 with Cast Alloy Pistons
Rocker Arm Ratio	1.5:1 Stamped Steel
Cranktrain	Nodular Iron Crankshaft
Fuel Requirement	87 Octane (R+M)/2
Fuel System	ZV MercCarb with Automatic Enrichment for Turn Key Starting with Mechanical Fuel Pump
Induction System	Iron Manifold
Ignition System	Distributor
Charging System	65 Amp / 917 Watt Alternator
Water Drain System	EZ Water Drain using Blue Drain Hoses with Retractable Handle
Exhaust System	Iron Manifold
Cooling System	Thermostatically Controlled Raw Water – 143F
Accessory Drive System	V-Belt
Lubrication System	High Flow Oil Pump
Recommended Engine Oil	SAE 25W40 NIMMA Certified FC-W Synthetic Blend
Audio Warning System	Oil Pressure, Coolant Temperature, Drive Lube
Alpha Gear Ratios	2.00:1 / 2.40:1 High Altitude
Dimensions (LxWxH)	29" x 22" x 21" (730mm x 555mm x 526mm)
Engine Weight (lbs/kg)	567 / 257
Optional Fresh Water Cooling	Dealer Installed Kit
Boat Harness Type	14-pin

350 MPI ALPHA

350 MPI ALPHA
300 HP

QUICKSILVER®

Black-X
Valve Tech

300 HP



712-88M0136293

It's the V-8 engine you really wanted when you bought the boat. It's never too late to upgrade from a carburetor or from a 5.0L to a 350 MPI!

- 3-Year limited factory warranty
- Internal upgrades: Black-X Valve Tech, screw in studs, thick wall casting, hardened valve seats
- CARB & EPA compliant - requires old engine return for repower

www.quicksilver-products.com

Power	300 HP (224 kW)
Full Throttle Range	4800-5200 RPM
Displacement	350 CID (5.7L)
Engine Type	All new iron block with Quicksilver iron heads using screw in rocker studs, Black-X valves, and hardened valve seats
Bore & Stroke	4.00" x 3.48" (102mm x 88mm)
Compression Ratio	9.4:1
Rocker Arm Ratio	1.5:1 Stamped Steel
Cranktrain	Nodular Iron Crankshaft and Powder Metal Rods
Fuel Requirement	87 Octane (R+M)/2
Fuel System	MPI system with Gen2 Cool Fuel
Induction System	Marine intake with iron base and 2-piece long runner intake with 75mm Throttle Body Unit
Control System	ECM 555 with SmartCraft CAN Capability
Ignition System	Crank Fired High Voltage Switch w/Knock Control & Iridium Spark Plugs
Charging System	65 Amp / 917 Watt Alternator
Water Drain System	Multi-Point Drain - Hand removable Blue Drain Plugs
Exhaust System	Iron Manifold with Dry-Joint Exhaust Elbow
Cooling System	Thermostatically Controlled Raw Water - 160F
Accessory Drive System	Serpentine Belt
Lubrication System	High Flow Oil Pump
Recommended Engine Oil	SAE 25W40 NMMA Certified FC-W Synthetic Blend
Audio Warning System	Oil Pressure, Coolant Temperature, Drive Lube, Water Pressure
ALPHA® Ratios	1.47:1 / High Altitude 1.81:1
Shipping Dimensions (LxWxH)	32" x 30" x 22" (814mm x 740 mm x 559 mm)
Optional PW Cooling	Dealer Installed Kit
Boat Harness Type	10-pin
Engine Weight (Lbs. / Kg)	932 / 423

MERCURISER

350 MPI BRAVO

QUICKSILVER

**350 MPI BRAVO
300 HP**

**Black-X
Valve Tech**

300 HP



712-8M0136294

It's the V-8 engine you really wanted when you bought the boat. It's never too late to upgrade from a carburetor or from a 5.0L to a 350 MPI!

- 3-Year limited factory warranty
- Internal upgrades: Black-X Valve Tech, screw in studs, thick wall casting, hardened valve seats
- CARB & EPA compliant – requires old engine return for repower

www.QuickSilver-products.com

Power	300 HP (224 kW)
Full Throttle Range	4800-5200 RPM
Displacement	350 CID (5.7L)
Engine Type	All new iron block with Quicksilver iron heads using screw-in rocker studs, Black-X valves, and hardened valve seats
Bore & Stroke	4.00" x 3.48" (102mm x 88mm)
Compression Ratio	9.4:1
Rocker Arm Ratio	1.5:1 Stamped Steel
Cranktrain	Nodular Iron Crankshaft and Powder Metal Rods
Fuel Requirement	87 Octane (R+M)/2
Fuel System	MPI system with Gen2 Cool Fuel
Induction System	Marine intake with iron base and 2-piece long runner intake with 75mm Throttle Body Unit
Control System	ECM 555 with SmartCraft CAN Capability
Ignition System	Crank Fired High Voltage Switch w/Knock Control & Iridium Spark Plugs
Charging System	65 Amp / 917 Watt Alternator
Water Drain System	Multi-Point Drain – Hand removable Blue Drain Plugs
Exhaust System	Iron Manifold with Dry-Joint Exhaust Elbow
Cooling System	Thermosatically Controlled Raw Water – 160F
Accessory Drive System	Serpentine Belt
Lubrication System	High Flow Oil Pump
Recommended Engine Oil	SAE 25W40 NMMA Certified FC-W Synthetic Blend
Audio Warning System	Oil Pressure, Coolant Temperature, Drive Lube, Water Pressure
Bravo One® Ratios	1.50:1, 1.65:1
Bravo Two® Ratios	2.00:1, 2.20:1
Bravo Three® Ratios	2.00:1, 2.20:1, 2.43:1
Shipping Dimensions (LxWxH)	327 x 30" x 22" (814mm x 740 mm x 559 mm)
Optional FW Cooling	Dealer Installed Kit
Boat Harness Type	10-pin
Engine Weight (Lbs. / Kg)	932 / 423

MERCURISER

QUICKSILVER PLUS-SERIES ENGINES

The PLUS-SERIES ENGINES from QUICKSILVER are 100% new construction, and contain all the parts a CRATE ENGINE lacks. These are drop-in-ready new marine engines. Based on popular MerCruiser and Mercury Remanufacturing models, these are 100% new engines that are built with marine-grade engine internals and other NEW marine components. QUICKSILVER PLUS-SERIES engines are 100% new factory engines for repowering classic boats built before 2008.

Since the focus of PLUS-SERIES ENGINES is repower, many parts included in new MerCruiser engines used for new boat construction are not included. Parts such as: transoms, trim pumps, Y-Pipes, rigging, props, boat harnesses, riser kits, closed cooling kits, steering cylinders, lubes, and many other parts required for a successful repower must all be purchased separately.

Adapting Plus Series engines to specific applications may require some parts to be transferred from the engines coming out of the boat or purchased separately. Examples include:

- Transfer of flywheel housings, couplers, and other hardware to adapt to various makes of drives and transoms
- Changing engine couplers to match specific transmissions, or customer preferences
- Changing engine mounts from front to side, or using solid engine mounts
- Use of various Quicksilver kits to meet customer preferences or the specified installation requirements found in the Repower Reference Manual included with the engine

3.0L TKS - ENGINE ONLY

QUICKSILVER 3.0L TKS ALPHA PLUS ENGINE



8M0116646

3.0L TKS Alpha Sterndrive Engine Only. 135 HP @ 4800 RPM. 181 Cubic Inch Fully Dressed Marine Engine. Engine Features: Non-Power Steering. Front Engine Mount. Turn Key Start Carburetor with Mechanical Fuel Pump. It is built with 100% new Quicksilver: cast iron block, large fillet radii crankshaft, Tri-metal bearings, 9.3:1 pistons, revised TKS carburetor calibration, 140F degree thermostat, NGK spark plugs, and 1.5:1 rocker arms. Quicksilver cast iron cylinder heads that feature: hardened seats, screw in studs, Black-X valves, & an exclusive Quicksilver combustion chamber allowing 4 deg BTDC base timing. Audio warning horn for overheat, low oil pressure, and low drive lube levels. It uses EST Analog Ignition, Single-Point Water Drain Using Blue Hoses, and 14-Pin Harness. Provision is made in the block for dealer installation of side engine mounts. Pilot bore machined into crankshaft to accept dealer installed Volvo couplers. Shipped with MerCruiser Alpha Coupler. Runs on 87 Octane Fuel.

NOTE: Because this is a completely new engine and not a major repower assembly, the old engine being replaced is to be returned per EPA 1068.240.

135 HP 100% New Quicksilver Sterndrive Engine
Replaces 3.0L Alpha sterndrive engines.

"For Europe, this engine is not allowed for recreational usage, please request your customer service to sign an exemption form - see page j"

350 MPI ALPHA - ENGINE ONLY

350 MPI ALPHA - ENGINE ONLY



8M0136293

350 MPI ALPHA – Alpha Engine Only. 300 HP @ 5000 RPM. 350 Cubic Inch Fully Dressed Marine Engine. Engine Features 100% new Quicksilver: Cast Iron Engine Block, Raw Water Cooling with Warm Exhaust Manifolds, Flush System, Special Flame Graphics, Multi-Port Fuel Injection using Cool fuel II, Dry Joint Exhaust, Roller Camshaft, Quicksilver Cast Iron Cylinder Heads featuring Black-X Valve Tech, 1.5:1 stamped rocker arms, ECM555, Engine Guardian, SmartCraft Ready, Mechanical Throttle and Shift, and 10-Pin Harness. Runs on 87 Octane Fuel.

NOTE: If used with an Alpha One (Gen I) drive, this engine requires Seawater Pump Kit 46-8M0139983 & serpentine belt 57-865615Q03 (sold separately) for proper cooling.

NOTE: Because this is a completely new engine and not a major repower assembly, the old engine being replaced is to be returned per EPA 1068.240.

300 HP 100% New Quicksilver Sterndrive Engine
Replaces: 5.0 EFI, 5.0L MPI, 5.7L EFI, & 350 MPI sterndrive Alpha models.

"For Europe, this engine is not allowed for recreational usage, please request your customer service to sign an exemption form - see page j"

MERCURISER

QUICKSILVER PLUS-SERIES ENGINES

350 MPI BRAVO - ENGINE ONLY

350 MPI BRAVO - ENGINE ONLY



8M0136294

350 MPI BRAVO – Bravo Engine Only. 300 HP @ 5000 RPM. 350 Cubic Inch Fully Dressed Marine Engine. Engine Features 100% new Quicksilver: Cast Iron Engine Block, Raw Water Cooling with Warm Exhaust Manifolds, Flush System, Special Flame Graphics, Multi-Port Fuel Injection using Cool fuel II, Dry Joint Exhaust, Roller Camshaft, Quicksilver Cast Iron Cylinder Heads featuring Black-X Valve Tech, 1.5:1 stamped rocker arms, ECM555, Engine Guardian, SmartCraft Ready, Mechanical Throttle and Shift, and 10-Pin Harness. Runs on 87 Octane Fuel.

NOTE: Because this is a completely new engine and not a major repower assembly, the old engine being replaced is to be returned per EPA 1068.240.

300 HP 100% New Quicksilver Sterndrive Engine

Replaces: 5.0 EFI, 5.0L MPI, 5.7L EFI, & 350 MPI sterndrive Bravo models.

"For Europe, this engine is not allowed for recreational usage, please request your customer service to sign an exemption form - see page j"

MERCURUISER

ACCESSORY KITS FOR PLUS-SERIES ENGINES

ENGINE COVERS

ENGINE COVER - BLUE FLAME



8M0079198

This engine cover features a custom hand air-brushed blue flame design. Being a custom part there will be some visible differences from one part to the next. It is the same as used on some Plus Series engines.

Fits non-ECT 4.3 MPI, 5.0 MPI, 350 MAG, & 377 MAG MerCruiser engines built between 2001-2015. It also fits all 4.3L, 350, 357, and 383 Plus Series engines.

ENGINE COVER - RED FLAME



8M0103982

This engine cover features a custom hand air-brushed red flame design. Being a custom part there will be some visible differences from one part to the next. It is the same as used on some Plus Series engines.

Fits non-ECT 4.3 MPI, 5.0 MPI, 350 MAG, & 377 MAG MerCruiser engines built between 2001-2015. It also fits all 4.3L, 350, 357, and 383 Plus Series engines.

FLAME ARRESTOR

FLAME ARRESTOR - 3 IN. ELEMENT



8M0119614

An alternate flame arrester for use with the 540 MAG Bravo 4V. This flame arrester lowers the overall engine height by 1" to allow engine hatch clearance for some applications.

CARBURETOR WEDGE KIT

CARBURETOR WEDGE KIT



879288T62

Helps eliminate carburetor lean out condition in extremely hard right turns.

Fits MCM 3.0L engines (1998-2016)

CRANKSHAFT SPACER

SPACER



23-8M0088395

For use when servicing with a new harmonic balancer on Gen+ V6 & V8 engines that are not equipped with a Crankshaft Position Sensor (CPS). New harmonic balancers p/n 863397 are all machined with a shorter snout to accommodate a reluctor wheel used with a CPS. This spacer fits onto the crankshaft before the installation of a new harmonic balancer to fill the region normally occupied by a reluctor wheel. This prevents disassembly of a non-CPS engine to install a reluctor wheel when servicing with a new harmonic balancer.

BLOCK PLUGS - DIPSTICK HOLE

BLOCK PLUG



19-807861

Dipstick tube hole plug. This plug has a 9.367 mm (.3688 in.) OD with a hex shaped head.

All MCM V6 long blocks that have the oil dipstick tube going to the oil pan drain on the port side have the dipstick tube hole in the cylinder block plugged with this plug

ACCESSORY KITS FOR PLUS-SERIES ENGINES

BLOCK PLUG



19-93654

Dipstick tube hole plug. This plug has a 9.621 mm (.3788 in.) OD with a round head.

All MIE V8 5.7L and 6.2L inboard engines with dual dipstick tubes have the dipstick tube hole in the block plugged with this plug

SHIM KIT - REAR MCM ENGINE MOUNT

SHIM KIT



12-892619A01

This shim kit is required for newer transoms that no longer utilized a double-wound spring washer and a fiber washer between the rear engine mounts and do not have enough downward adjustment with the front engine mount pads to achieve proper alignment in the boat. This situation may be encountered when installing an engine for repower, complete engine replacement, or flywheel housing replacement.

Used with newer transoms that no longer utilized a double-wound spring washer and a fiber washer between the rear engine mounts

ENGINE HEADERS

MARINE EXHAUST HEADER ASSEMBLY - PORT



879288019

Port-Side Custom 316L Ceramic Coated Polished Marine Header Assembly. Production item on 383 Stroker Scorpion Bravo applications shown in photo. Fits MerCruiser 5.0L, 5.7L, 350, 6.2L, 377, and 383 small block applications.

MARINE EXHAUST HEADER ASSEMBLY - STARBOARD

879288020

Starboard-Side Custom 316L Ceramic Coated Polished Marine Header Assembly. Production item on 383 Stroker Scorpion Bravo applications shown in photo. Fits MerCruiser 5.0L, 5.7L, 350, 6.2L, 377, and 383 small block applications.

EXHAUST RISER KITS

RISER KIT



93320A13

3 in. (76 mm)

Fits MCM V-6 carb & TBI engines with 2 piece exhaust manifolds (s/n OM614999 & below).

Fits MCM/MIE/Tow Sports V-8 (305, 350, 377, 454 & 502 cid) engines with cast iron elbows (s/n OM299999 & below); MCM V-8 (305 & 350 cid) carb engines (s/n OM300000-OM599999) and MIE & Tow Sports carb engines (s/n OM300000-OM316999).

RISER KIT



93322A12

6 in. (152 mm)

Fits MCM V-6 carb & TBI engines with 2 piece exhaust manifolds (s/n OM614999 & below).

Fits MCM/MIE/Tow Sports V-8 (305, 350, 377, 454 & 502 cid) engines with cast iron elbows (s/n OM299999 & below); MCM V-8 (305 & 350 cid) carb engines (s/n OM300000-OM599999) and MIE & Tow Sports carb engines (s/n OM300000-OM316999).

RISER KIT



865995A01

1.7 in. (43 mm) for standard cooling and dry joint exhaust manifolds.

Fits 2004-2016 MCM V-6 & V-8 (305, 350 & 377 cid) non-EC engines (s/n OW310000 and up) & MIE V-8 (350 & 377 cid) non-EC engines (s/n OM390000 and up).

MERCURISER

ACCESSORY KITS FOR PLUS-SERIES ENGINES

RISER KIT



864929A 3

3 in. (76 mm) for standard cooling and dry joint exhaust manifolds.
Fits 2004-2016 MCM V-6 & V-8 (305, 350 & 377 cid) non-EC engines (s/n 0W310000 and up); also fits 2002-2016 MIE V-8 (350 & 377 cid) non-EC engines (s/n 0M390000 and up)

RISER KIT



866208A02

4.7 in. (119 mm) for standard cooling and dry joint exhaust manifolds.
Fits 2004-2016 MCM V-6 & V-8 (305, 350 & 377 cid) non-EC engines (s/n 0W310000 and up); also fits 2002-2016 MIE V-8 (350 & 377 cid) non-EC engines (s/n 0M390000 and up)

RISER KIT



864908A 1

6 in. (152 mm) for standard cooling and dry joint exhaust manifolds.
Fits 2004-2016 MCM V-6 (s/n 0W310000 and up); 2002-2016 MCM V-8 (305, 350 & 377 cid) non-EC engines (s/n 0M615000 and up) & MIE V-8 (350 & 377 cid) non-EC engines (s/n 0M390000 and up).

EXHAUST ELBOW/RISER KIT - 6 IN.(152 MM)



862354A04

Order this kit if the engine has a 2 in.(51 mm) elbow already installed on it, but only needs an additional 4 in.(102 mm) rise. The 2 in.(51 mm) elbow is removed and replaced with the standard rise elbows and a 6 in.(152 mm) riser kit which are included in kit.

Fits MCM/MIE 8.1L & 8.2L non-EC engines

RISER KIT - 6 IN.(152 MM)



98-8M0124068

This riser will raise the elbow an additional 6 in.(152 mm). If the engine has a 2 in. (51 mm) elbow already on engine, but only needs an additional 4 in.(102 mm) rise, this kit will not work. Order 862354A 1 Exh. Elbow/Riser kit instead.

Fits MCM/MIE 8.1L & 8.2L non-EC engines

INTERMEDIATE ELBOW KIT



14865A02

Only required on sterndrive engines that have the exhaust going through the prop.

Fits MCM V-6 with 2 piece exhaust manifolds and 3 in. (76 mm) risers - s/n 0W309999 and below

INTERMEDIATE ELBOW KIT



866003A01

Only required on sterndrive engines that have the exhaust going through the prop.

Fits MCM V-8 (305, 350 & 377 cid) engines with 1.7 in. (43 mm) risers (s/n 0W310000 and up)

ACCESSORY KITS FOR PLUS-SERIES ENGINES

INTERMEDIATE ELBOW KIT



866004A01

Only required on sterndrive engines that have the exhaust going through the prop. Fits MCM V-8 (305, 350 & 377 cid) engines with 3 in. (76 mm) risers (s/n OW310000 and up)

INTERMEDIATE ELBOW KIT



866209A01

Only required on sterndrive engines that have the exhaust going through the prop. Fits MCM V-8 (305, 350 & 377 cid) engines with 4.7 in. (119 mm) risers (s/n OW310000 and up)

INTERMEDIATE ELBOW KIT



866005A01

Only required on sterndrive engines that have the exhaust going through the prop. Fits MCM V-8 (305, 350 & 377 cid) engines with 6 in. (152 mm) risers (s/n OW310000 and up)

INTERMEDIATE ELBOW KIT



44267A03

Used in conjunction with Exhaust "Y" Pipe kit 8M0117125 to convert engine to thru prop exhaust.

Fits MCM 8.1L & 8.2L non-EC sterndrive engines w/o exhaust risers and w/ exhaust risers up to 2 in. (51 mm) high.

INTERMEDIATE ELBOW KIT



44267A02

Used in conjunction with Exhaust "Y" Pipe kit 8M0117125 to convert engine to thru prop exhaust.

Fits MCM 8.1L & 8.2L non-EC sterndrive engines with exhaust risers 2 in. (51 mm) to 8 in. (203 mm) high.

EXHAUST "Y" PIPE KIT



98 8M0117124

For use with Silent Choice type exhaust systems. Also used to convert engines with thru transom exhaust to thru prop exhaust. Standard pipe on all thru prop exhaust gasoline sterndrive models.

Fits all V-8 engines with 4 in. (102 mm) exhaust systems; except MCM 8.1L & 8.2L engines

EXHAUST "Y" PIPE KIT



98 8M0117125

Used to convert MCM 8.1L & 8.2L engines with thru transom exhaust to thru prop exhaust.

Also requires the use of intermediate elbow kit in conjunction with this "Y" Pipe Kit. For 8.1L & 8.2L non-Emissions Control engines, use 44267A02 or A03. For 8.1L Emissions Control engines, use 44267A04, A05, A06, A07 or A08. For 8.2L Emissions Control engines with three catalyst exhaust manifolds, use 879288A12, A13, A14, A15 or A16.

Fits all MCM 8.1L & 8.2L sterndrive engines, except 2012 & newer 8.2L EC engines with single catalyst exhaust manifolds.

ACCESSORY KITS FOR PLUS-SERIES ENGINES

EXHAUST RISER CHART

Exhaust Riser Kits - Plus-Series Engines

Engine Model	Plus-Series P/N	Riser Height	Riser Kit	Intermediate Elbow Kit
MCM 4.3L Alpha 4V	865108R89	3 in. (76 mm)	93320A13	14865A02(1)
		6 in. (152 mm)	93322A12	N.L.A.(1)
MCM 350 Mag MPI Alpha	863611R11	1.7 in.(43 mm)	865995A01	866003A01(1)
		3 in. (76 mm)	864929A 3	866004A01(1)
		4.7 in.(119 mm)	866208A02	866209A01(1)
		6 in. (152 mm)	864908A 1	866005A01(1)
MCM 357 Alpha	865108R88	3 in. (76 mm)	93320A13	14865A02(1)
		6 in. (152 mm)	93322A12	N.L.A.(1)
MCM 357 Mag Bravo	865108R85	3 in. (76 mm)	93320A13	14865A02(1)
		6 in. (152 mm)	93322A12	N.L.A.(1)
MIE 357 Horizon (Down-angle)	8M0064805	1.7 in.(43 mm)	865996A01(3)	NA
		3 in. (76 mm)	864929A 4(3)	NA
		4.7 in.(119 mm)	866208A03(4)	NA
MIE 357 Horizon (V-drive)	8M0076188	6 in. (152 mm)	864908A 2(4)	NA
		1.7 in.(43 mm)	865996A01(3)	NA
		3 in. (76 mm)	864929A 4(3)	NA
		4.7 in.(119 mm)	866208A03(5)	NA
MCM 383 Mag Bravo 4V	865108R90	6 in. (152 mm)	864908A 2(5)	NA
		1.7 in.(43 mm)	865995A01	866003A01(1)
		3 in. (76 mm)	864929A 3	866004A01(1)
		4.7 in.(119 mm)	866208A02	866209A01(1)
MCM 383 MPI Bravo - FWC	8M0109404	6 in. (152 mm)	864908A 1	866005A01(1)
		1.7 in.(43 mm)	865996A01(3)	866003A01(1)
		3 in. (76 mm)	864929A 4(3)	866004A01(1)
		4.7 in.(119 mm)	866208A03(4)	866209A01(1)
MCM 383 Mag Stroker	865108R80	6 in. (152 mm)	864908A 2(4)	866005A01(1)
		1.7 in.(43 mm)	865995A01	866003A01(1)
		3 in. (76 mm)	864929A 3	866004A01(1)
MIE 383 Mag (LH) Std. Rotation	8M0061212	4.7 in.(119 mm)	866208A02	866209A01(1)
		6 in. (152 mm)	864908A 1	866005A01(1)
		1.7 in.(43 mm)	865995A01(2)	N/A
		3 in. (76 mm)	864929A 3(2)	N/A
MIE 383 Mag (RH) Opp. Rotation	8M0061213	4.7 in.(119 mm)	866208A02(2)	N/A
		6 in. (152 mm)	864908A 1(2)	N/A
		1.7 in.(43 mm)	865995A01(2)	N/A
		3 in. (76 mm)	864929A 3(2)	N/A
MIE 383 Mag Stroker	865108R10	4.7 in.(119 mm)	866208A02(2)	N/A
		6 in. (152 mm)	864908A 1(2)	N/A
		1.7 in.(43 mm)	865995A01	N/A
		3 in. (76 mm)	864929A 3	N/A
496 HO Bravo	8M0089472	4 in. (102 mm)	862354A04	44267A02
		6 in. (152 mm)	98-8M0124068	44267A02
		4 in. (102 mm)	862354A04	N/A
MIE 8.1L Horizon (V-drive)	8M0052317	6 in. (152 mm)	98-8M0124068	N/A
		4 in. (102 mm)	862354A04	N/A

Engine Model	Plus-Series P/N	Riser Height	Riser Kit	Intermediate Elbow Kit
MIE 8.1L Horizon (Down-angle)	8M0052318	4 in. (102 mm)	862354A04	N/A
		6 in. (152 mm)	98-8M0124068	N/A

(1) Intermediate Elbow Kit listed is only required on sterndrive engines that have the exhaust going thru the prop

(2) The Remote Oil Filter Bracket may need to be relocated when installing an Exhaust Riser Kit.

(3) Also requires hose kit 32-865029A1 be ordered separately

(4) Also requires hose kit 32-865039A1 be ordered separately

(5) Also requires hose kit 32-865041A1 be ordered separately

(6) Also requires hose kit 32-865035A1 be ordered separately

REMOTE OIL KIT

REMOTE OIL FILTER KIT



807459A 3

Fits 1996-2002 MCM V-6 (Gen+) Carb & TBI engines (s/n 0F803000-0M614999). Also fits the 4.3L Plus-Series engine.

HOT WATER HEATER FITTING KITS

HOT WATER FITTING KIT



22-806836A 3

Fits 1992-2016 MCM 3.0L/LX (s/n 0D616823 thru 2A506300)

HOT WATER FITTING KIT



22-72932A 3

Fits MCM/MIE V-6 & V-8 (305, 350, 377, 454 & 502 cid) engines with front mounted heat exchanger (s/n 0F490650 and above), except MPI engines s/n 0M300000 and above.

MERCURUISER

ACCESSORY KITS FOR PLUS-SERIES ENGINES

HOT WATER FITTING KIT



22-8M0119308

Fits 2001-2016 MCM V-6 & MCM/MIE V-8 (305, 350 & 377 cid) MPI engines (s/n 0M300000 and up). Also fits Mercury 4.5 & 6.2 MPI engines (2014 and newer)

HOT WATER FITTING KIT

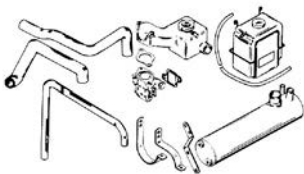


22-806837A 1

Fits MCM 496 Mag & MIE 8.1S engines.

CLOSED COOLING KITS

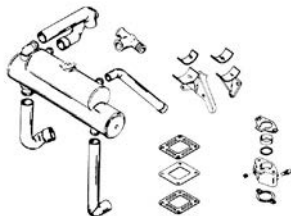
CLOSED COOLING KIT



61086A11

Side mounted kit.
This kit fits front mount engines only.
Fits MCM 120, 140, 2.5L & 3.0L/LX (1983-2016)

CLOSED COOLING KIT



860427A 5

Front mounted kit.
Fits 1997-1999 MCM V-8 (305 & 350 cid) engines (s/n 0K001501-0L618999).
Fits 1997-2001 MIE & Tow Sports V-8 (350 & 377 cid) Gen+ engines (s/n 0K040006-0M299999)
Fits 2001-2002 MIE & Tow Sports V-8 (350 cid) carb engines (s/n 0M300000-0M316999). See application chart.

864920A02

Front mounted kit. Full closed system which also protects the dry joint exhaust manifolds from corrosion.
Fits 2002-2016 MCM V-6 & V-8 (305, 350 & 377) MPI engines (s/n 0M600000 thru 2A506375).
Fits 2002-2015 MIE V-8 (350 cid) MPI engines (s/n 0M317000 thru 2A455523).
See application chart.

ECM (ELECTRONIC CONTROL MODULE)



865839T03

Fits 2002-2004 MCM 350 Mag MPI Alpha with closed cooling (s/n 0M600000-0W309999).

865008T04

Fits 2002-2004 MCM MX 6.2 MPI Bravo with closed cooling (s/n 0M600000-0W029410). Also used on 383 Mag Stroker Plus-Series engine when adding closed cooling.

SERPENTINE BELT KIT



807901A 5

Fits MCM 4.3L Bravo; 5.0L & 5.7L Alpha/Bravo. See application chart for specific engine models.

SEAWATER PUMP KIT



46-807151A 5

Fits MCM V-8 (305 & 350 cid) Alpha engines. See application chart.

MERCURUISER

ACCESSORY KITS FOR PLUS-SERIES ENGINES

SEAWATER PUMP KIT



46-8M0139983

Fits 2001-2016 MCM V-6 & V-8 (305 & 350 cid) Alpha engines (s/n 0M300000 thru 2A506375). Use only in conjunction with closed cooling kit. See closed cooling application chart.

BRACKET



865188T01

Replacement bracket required for specific engine applications when adding closed cooling.

Fits MCM V-8 (305, 350 & 377 cid) MPI engines (s/n 0M600000-0M616622).

CLOSED COOLING CHART

Closed Cooling Kits - Plus-Series Engines

Engine Model	Plus-Series P/N	Closed Cooling Kit	Belt Kit	Seawater Pump Kit	ECM
MCM 3.0L TKS - Reman	8M0072497	61086A11	N/A	N/A	N/A
MCM 3.0L TKS - QS	8M0116646	61086A11	N/A	N/A	N/A
MCM 4.3L Alpha 4V	865108R89	(3)	N/A	N/A	N/A
MCM 357 Alpha	865108R88	860427A 5	807901A 5	46-807151A 5 (2)	N/A
MCM 357 Mag Bravo	865108R85	860427A 5	807901A 5	N/A	N/A
MCM 350 Mag MPI Alpha - Reman	863611R11	864920A02	N/A	46-8M0139983 (2)	865839T03(1)
MCM 350 Mag MPI Alpha - QS	8M0135293	864920A02	N/A	46-8M0139983 (2)	N/A
MCM 350 Mag MPI Bravo - QS	8M0136294	864920A02	N/A	N/A	N/A
MCM 383 Mag Bravo	865108R90	860427A 5(4)	N/A	N/A	N/A
MCM 383 Mag Stroker - Bravo	865108R80	864920A02	N/A	N/A	865008T04(1)
MCM 383 Mag Stroker - MIE	865108R10	864920A02	N/A	N/A	N/A

Engine Model	Plus-Series P/N	Closed Cooling Kit	Belt Kit	Seawater Pump Kit	ECM
MIE 383 Mag (LH) Std. Rotation	8M0061212	860427A 5	N/A	N/A	N/A
MIE 383 Mag (RH) Opp. Rotation	8M0061213	860427A 5	N/A	N/A	N/A

(1) The ECM listed is required to be replaced only on engines below S/N 1G404353. Engines with S/N 1G404354 and up do NOT require replacement of the ECM.

(2) Thru hull water pickup is not included with seawater pump kits. Obtain locally.

(3) Not Available

(4) May need to relocate engine oil cooler

ENGINE FLUSH KIT

ENGINE FLUSH KIT



898235A01

This kit will allow you to flush the engine while it is running, therefore offering a more complete flush of the raw water cooled components.

Fits 1988 & newer MCM 4.3L, 5.0L, 5.7L & 6.2L non-EC engines with BRAVO drives & MIE's. Also fits 1988-2001 MCM 7.4L & 8.2L non-EC engines with BRAVO drives & MIE's.

NOTE: Mounting bracket in kit will need to be REMOTE MOUNTED on V-6 engines with 1 pc exhaust manifolds or engines with stainless steel exhaust elbows.

ENGINE FLUSH KIT



898235A02

This kit will allow you to flush the engine while it is running, therefore offering a more complete flush of the raw water cooled components.

Fits 2001 & newer MCM/MIE 8.1L & 8.2L non-EC engines.

MERCURISER

ACCESSORY KITS FOR PLUS-SERIES ENGINES

WATER SEPARATING FUEL FILTERS

WATER SEPARATING FUEL FILTER KIT



35-8M0082290

Kit consisting of our vessel mounted head (without fittings) and our High Capacity water separating fuel filter. Our brass fittings may be used with gas engines but stainless steel fittings p/n 22-8M0058419 are required in diesel applications. Filter features 10 micron, 90% efficiency with a 120 gallon per hour flow rate.

Compatible with most 2-Stroke and 4-Stroke Outboards and most Inboard & Sterndrive Gas and Diesel Engines.

Quicksilver Branded

PLUS SERIES INBOARD TO V-DRIVE CONVERSION CHARTS

383 4V w/Std. Raw Water Cooling

Model/ Description	Part Number	Quantity
383 4V w/Std. Raw Water Cooling		
Remote Oil Line	32-806178 3	1
Remote Oil Line	32-806261 3	1
Water Hose	32-864705	1
Water Hose	32-863813	1
Elbow Gasket - Restrictor	27-864850A02	2

383 4V w/Closed Cooling

Model/ Description	Part Number	Quantity
383 4V w/Closed Cooling		
Closed Cooling Kit	860427A 5	1
Remote Oil Line	32-806178 4	1
Remote Oil Line	32-806261 3	1
Elbow Gasket - Full flow	27-864547A02	2

383 MPI w/Std. Raw Water Cooling


Model/ Description	Part Number	Quantity
383 MPI w/Std. Raw Water Cooling		
Front Bracket	863646 1	1
Remote Oil Line	32-865056	1
Remote Oil Line	32-865055	1
Remote Filter Bracket	865057T	1
Water Hose	32-864568	1
Water Hose	32-864569	1
Elbow Gasket - Restrictor	27-864850A02	1

383 MPI w/Closed Cooling

Model/ Description	Part Number	Quantity
383 MPI w/Closed Cooling		
Closed Cooling Kit	864920A02	1
Front Bracket	864558 2	1
Remote Oil Line	32-865056	1
Remote Oil Line	32-865055	1
Remote Filter Bracket	865057T	1

MODULE KIT

ICM MODULE



840130A 4

Fits MCM 500 Gen+ & 500 Bulldog w/ Thunderbolt V ignition. Can also be used as an alternate ICM for use with the 540 MAG Bravo 4V. This ICM raises the engine speed limit to 5150 RPM to allow a propping range of 4600-5000 RPM.

TRANSOM HARNESS

TRANSOM HARNESS



84 865677T02

Connects engine to transom

10 PIN BOAT HARNESS/INSTRUMENT HARNESS

INSTRUMENT HARNESS



84 812475A 3

3 ft.(915 mm) 10 pin harness
Fits 1986 and newer MCM/MIE gasoline engines.

ACCESSORY KITS FOR PLUS-SERIES ENGINES

84-812475A20


20 ft.(6.1 m) 10 pin harness
Fits 1986 and newer MCM/MIE gasoline engines.

84-812475A25

25 ft.(7.62 m) 10 pin harness
Fits 1986 and newer MCM/MIE gasoline engines.

14-10 PIN HARNESS ADAPTOR

ADAPTER - NON DTS 14 PIN TO 10 PIN



84-866337T01

Adapter that allows you to connect engines that have the newer 14 pin engine harness to the older 10 pin helm harness
MCM/MIE engines that have the 14 pin engine harness. Also used on Race product (outboards only) that have a 14 pin engine harness being connected to a 10 pin helm harness.

ADAPTER - NON DTS 10 PIN TO 14 PIN



84-892444T02

Adapter that allows you to connect engines that have the older 10 pin engine harness to the newer 14 pin helm harness
MCM/MIE engines that have the 10 pin engine harness.

SMARTCRAFT RIGGING

CAN DATA HARNESS - 10 PIN NON DTS WITH RESISTORS (BLUE)



84-879982T20

20 ft. (6.1 meter) SmartCraft data harness with (2) termination resistors
Includes connections for horn and link gauge. Provides data link between SmartCraft CAN P Components.

84-879982T25

25 ft. (7.6 meter) SmartCraft data harness with (2) termination resistors
Includes connections for horn and link gauge. Provides data link between SmartCraft CAN P Components.

84-879982T30

30 ft. (9.1 meter) SmartCraft data harness with (2) termination resistors
Includes connections for horn and link gauge. Provides data link between SmartCraft CAN P Components.

SMARTCRAFT JUNCTION BOX



878492K14

4-Way SmartCraft Junction Box with (2) weather caps.
Provides connection/distribution point for multiple components on CAN Bus system.

3-PIN TANK HARNESS



84-864218

Fits older MCM/MIE mechanical engines that are equipped with a 3-pin tank harness connector.

PITOT/SPEED SENSOR KIT



881879A13

100 PSI for speeds less than 80 mph. Mounts to either the MerCruiser sterndrive transom bracket or to the boat near the engine. All parts required for mounting and connecting the sensor are included in the kit. Includes 84-863931 harness (flat 4 pin to transom 10 pin) and 84-863737 harness (round 3 pin to flat 4 pin). Used on current 10 pin harness applications only.
Fits all SmartCraft compatible MerCruiser and Mercury Racing product.

MERCURISER

ACCESSORY KITS FOR PLUS-SERIES ENGINES

ANALOG GAUGE INTERFACE KIT



892486K08

Used on 14-pin engines to convert a digital sensor signal into analog for Tachometer, Oil Pressure/Oil Level, Water Temperature, Trim, and Fuel Level analog gauges. There is also a connection for SC100 Link Gauges. Enhanced Voltage Suppression.

Used with a 10 Pin Junction Box connection, For Non-PCM09 ECUs - Fits SmartCraft compatible 14-pin engines

MERCURY NMEA2000 SMARTCRAFT GATEWAY



98-8M0151748

The Mercury NMEA2000 SmartCraft Gateway converts Mercury engine and system data to NMEA 2000 for use on non-Mercury gauges and displays for 1 to 4 engines. It also converts applicable NMEA2000 data to SmartCraft data for display by applicable SmartCraft gauges and displays. Includes a NMEA 2000 "T" connector for quick installation.

Any instance where SmartCraft data is desired on the NMEA2000 bus. Applies to single through quad engine applications. Not required when a MercMonitor, VesselView Link or VesselView403, 502, 703 or 903 are being used.

NMEA 2000 STARTER KIT



8M0110642

Kit includes NMEA 2000 power harness, 1 male termination resistor, 1 female termination resistor and a "T" connector

Whenever a NMEA2000 backbone is required, these are the basic components required to start that architecture

POWER TRIM PUMP AND HARNESSSES

TRIM PUMP ASSEMBLY



865380A25

Oildyne low pressure/high flow

POWER TRIM EXTENSION HARNESS



84-817659T01

16 ft. (4.88 m) harness.

This harness connects the remote control 4 pin Molex connector to the traditional 3 blade Mercury pump trim pump connector.

MCM/MIE

84-881125A 1

24 ft. (4.88 m) harness.

This harness connects the remote control 4 pin Molex connector to the traditional 3 blade Mercury pump trim pump connector.

MCM/MIE

POWER TRIM EXTENSION HARNESS



84-865772T01

16 ft. (4.88 m) harness.

This harness connects the remote control 4 pin Molex connector to the newer design 3 pin Packard pump trim pump connector.

MCM/MIE

MERCUISER

POWER TRIM EXTENSION HARNESS



84-865772T02

24 ft. (4.88 m) harness.
This harness connects the remote control 4 pin Molex connector to the newer design 3 pin Packard pump trim pump connector.
MCM/MIE

POWER STEERING KITS

P/S PUMP AND COOLER KIT



861481A 2

Power Steering Pump and Cooler Kit. For complete installation, order DHB power steering cylinder 8M0063382 separately.
Fits 1995 and newer 3.0L/LX (S/N 0F353100 and up)

P/S CYLINDER ASSEMBLY



8M0063382

Power Steering Cylinder Assembly. DHB steering system.
Fits 1994 and newer Alpha One Gen II & Bravo models

P/S CYLINDER ASSEMBLY



8M0149869

Power Steering Cylinder Assembly.
Fits 1983 to 1993 R/MR/Alpha One/Gen II & Bravo models

TRANSOM ADAPTER / STERNDRIVE

TRANSOM ADAPTER KIT



827691A 1

For use when replacing a Volvo or BMW sterndrive with a standard MerCruiser Alpha or Bravo sterndrive assembly. This kit provides a rugged mounting support that seals the competitor's larger transom cutouts and eliminates costly rework to fiberglass, aluminum, or steel transoms.

For use with 1970-1987 BMW Z-drives Mark 1 & Mark 2
For use with 1969-1977 Volvo AQ250, 270, 275, 280, 258, 290 & 290DP
For use with 1997 & older Volvo DP sterndrives

MERCURISER

QUICKSILVER PROPELLERS FOR PLUS SERIES ENGINES

QUICKSILVER PROPELLERS FOR PLUS SERIES ENGINES

Many Plus Series engines feature special parts that enhance power and torque compared to many legacy MerCruiser products. As a result, there are some cases where the online prop selector may not be precise enough, or it may be difficult trying to determine what engine, gear ratio, and drive combination to use for replacing engine models that are no longer available.

The following Quicksilver propeller charts were calculated using the enhanced torque curves of the Plus Series engines. The charts are also presented in an "Old School" fashion rarely seen anymore that will help to compare expected performance based on boat weight, gear ratio, and engine type in a series of look-up charts. There is no need to guess, with Quicksilver prop it right the first time.



MERCUISER

WIDE OPEN THROTTLE - RPM

Wide Open Throttle - RPM

It is essential for the health of the engine and overall boating enjoyment to prop a boat correctly. Not doing so will limit the boat performance, consume more fuel, and severely shorten the useful life of the engine.

NOTE: As a boat is used it generally becomes heavier. This pulls down the engine speed. If the boat is at the bottom of the RPM range when tested, then additional loading reduces engine speed below the recommended propping range. Continued operation at too low of an engine speed due to overpropping will result in severe engine damage that is not covered by the limited warranty. As a practical matter any choices made to not test and equip a boat within the recommended RPM range is a choice to potentially forfeit limited warranty coverage.

1. Please be sure to include consideration for prop testing, changes, and gear ratio adjustments when budgeting a repower.
2. Gather information about the boat & engine: boat weight (light & heavy), boat speed, engine type, engine HP, & # of engines.
3. Begin selection by determining the gear ratio to use in the attached charts based upon engine & boat type.
4. Select a prop by using the online prop selector for Mercury & MerCruiser products, or the prop charts in this book for the Mercury Remanufactured and Quicksilver Plus Series engines.

NOTE: The following two steps are essential for correct propping. Run the engine repeatedly at WOT for a few seconds, even before break-in, to verify prop selection.

5. Test the prop by running WOT, and target the RPM in the test at the very top of the normal operating range.
6. Change prop pitch as necessary to get to a higher engine speed (RPM), if in doubt use the lower pitch prop.

The recommended WOT RPM ranges are listed in the following table:

MerCruiser, Mercury Remanufacturing & Quicksilver Engine Model	WOT RPM Range
3.0L, 4.3L 4V, 357 4V Alpha	4400-4800
357 Mag 4V Bravo	4400-4800
350 Mag MPI Alpha & Bravo	4600-5000
383 Mag Bravo 4V	4800-5200
383 Mag Stroker MPI, 383 MPI FWC, 385 PT Bravo	4800-5200
496 Bravo	4400-4800
496 H.O. Bravo	4600-5000
540 Mag Bravo 4V	4200-4600
540 Mag Crate Engine	4600-5000
350 & 357 Horizon Inboard	4400-4800
383 Mag Inboard 4V	4600-5000
383 Mag Stroker Inboard	4600-5000
8.1L Horizon	4200-4600
4.5L Alpha -200	4400-4800
4.5L Bravo - 250	4800-5200
6.2L Bravo/Inboard/Tow Sport - 300, 320, 350 & 370	5000-5400
8.2L MPI Inboard - 375	4200-4600
8.2L MPI Inboard - 425	4400-4800
8.2L MPI Bravo - 380 (2A184329 & Below / ECT 2A184339 & Below)	4400-4800
8.2L MPI Bravo - 380 (2A184330 & Up / ECT 2A184340 & Up)	4600-5000
8.2L MPI Bravo - 430	4600-5000

QUICKSILVER PROPELLERS FOR PLUS SERIES ENGINES

QUICKSILVER PROPELLERS 3.0L AND 4.3L ENGINES

MERCUISER

Mercury Remanufacturing - 3.0L TKS Alpha - (135 HP) - Inline-4 Alpha									
Quicksilver Propellers - For Single Engine Boats									
WOT: 4400-4800 RPM, Standard Gear Ratio 2.00:1, Right Hand Rotation Standard (Left Hand Available), High Altitude (5,000+ ft.) Gear Ratio: 2.40:1									
Diameter (Inches)	Pitch (Inches)	Blades	Material	Approx. Gross Boat Wgt. (lbs.)	Approx. Boat Length (ft.)	Speed Range (mph)	Propeller Description	Right Hand Propeller Part Number	Left Hand Propeller Part Number
16.00	11	3	Aluminum	7000+	House/Work	1-16	Black Diamond	QA2000X	N/A
16.00	12	3	Aluminum	6000+	House/Work	10-19	Black Diamond	QA2002X	N/A
16.00	13	3	Aluminum	4800-8700	23-29'	13-22	Black Diamond	QA2004X	N/A
16.00	14	3	Aluminum	4400-7400	22-28'	15-24	Black Diamond	QA2006X	N/A
15.50	15	3	Aluminum	3800-6100	21-26'	18-27	Black Diamond	QA2008X	N/A
16.00	16	3	Aluminum	3400-5100	20-25'	21-30	Black Diamond	QA2010X	N/A
15.00	17	3	Aluminum	3200-4400	20-23'	24-32	Black Diamond	QA1912X	N/A
15.50	18	3	Aluminum	2900-4000	19-23'	26-35	Black Diamond	QA2014X	N/A
14.50	19	3	Aluminum	2700-3500	18-22'	29-37	Black Diamond	QA1916X	N/A
14.25	21	3	Aluminum	2300-2900	17-20'	35-42	Black Diamond	QA1918X	N/A
14.00	23	3	Aluminum	2100-2500	16-19'	40-47	Black Diamond	QA1920X	N/A
14.00	17	4	Aluminum	3200-4400	20-23'	24-32	Nemesis	8M0055534	N/A
14.00	19	4	Aluminum	2700-3500	18-22'	29-37	Nemesis	8M0055535	N/A
14.00	21	4	Aluminum	2300-2900	17-20'	35-42	Nemesis	8M0055536	N/A
14.00	23	4	Aluminum	2100-2500	16-19'	40-47	Nemesis	8M0055537	N/A
14.50	17	3	Stainless Steel	3200-4400	20-23'	24-32	Silverado	QS5052X	QS5053X
14.00	19	3	Stainless Steel	2700-3500	18-22'	29-37	Silverado	QS5054X	QS5055X
13.75	21	3	Stainless Steel	2300-2900	17-20'	35-42	Silverado	QS5056X	QS5057X
13.50	23	3	Stainless Steel	2100-2500	16-19'	40-47	Silverado	QS5058X	QS5059X

Mercury Remanufacturing - 4.3L Alpha 4V - (225 HP) - V6 Alpha									
Quicksilver Propellers - For Single Engine Boats									
WOT: 4400-4800 RPM, Standard Gear Ratio 1.62:1, Right Hand Rotation Standard (Left Hand Available), High Altitude (5,000+ ft.) Gear Ratio: 1.81:1									
Diameter (Inches)	Pitch (Inches)	Blades	Material	Approx. Gross Boat Wgt. (lbs.)	Approx. Boat Length (ft.)	Speed Range (mph)	Propeller Description	Right Hand Propeller Part Number	Left Hand Propeller Part Number
16.00	11	3	Aluminum	7000+	House/Work	1-23	Black Diamond	QA2000X	N/A
16.00	12	3	Aluminum	6000+	House/Work	17-27	Black Diamond	QA2002X	N/A
16.00	13	3	Aluminum	5700-8500	25-29'	21-30	Black Diamond	QA2004X	N/A
16.00	14	3	Aluminum	5100-7300	24-28'	24-33	Black Diamond	QA2006X	N/A
15.50	15	3	Aluminum	4600-6100	23-26'	28-36	Black Diamond	QA2008X	N/A
16.00	16	3	Aluminum	4200-5500	22-25'	31-39	Black Diamond	QA2010X	N/A
15.00	17	3	Aluminum	3900-4800	22-24'	35-42	Black Diamond	QA1912X	N/A
15.50	18	3	Aluminum	3600-4300	21-23'	38-45	Black Diamond	QA2014X	N/A
14.50	19	3	Aluminum	3200-4000	20-23'	41-49	Black Diamond	QA1916X	N/A
14.25	21	3	Aluminum	3000-3400	19-21'	47-54	Black Diamond	QA1918X	N/A
14.00	23	3	Aluminum	2600-3000	18-20'	52-59	Black Diamond	QA1920X	N/A
14.00	17	4	Aluminum	3900-4800	22-24'	35-42	Nemesis	8M0055534	N/A
14.00	19	4	Aluminum	3200-4000	20-23'	41-49	Nemesis	8M0055535	N/A
14.00	21	4	Aluminum	3000-3400	19-21'	47-54	Nemesis	8M0055536	N/A
14.00	23	4	Aluminum	2600-3000	18-20'	52-59	Nemesis	8M0055537	N/A
13.50	17	5	Stainless Steel	3900-4800	22-24'	35-42	QST 5	QS5756X	N/A
13.25	19	5	Stainless Steel	3200-4000	20-23'	41-49	QST 5	QS5758X	N/A
13.25	21	5	Stainless Steel	3000-3400	19-21'	47-54	QST 5	QS5760X	N/A
14.50	17	3	Stainless Steel	3900-4800	22-24'	35-42	Silverado	QS5052X	QS5053X
14.00	19	3	Stainless Steel	3200-4000	20-23'	41-49	Silverado	QS5054X	QS5055X
13.75	21	3	Stainless Steel	3000-3400	19-21'	47-54	Silverado	QS5056X	QS5057X
13.50	23	3	Stainless Steel	2600-3000	18-20'	52-59	Silverado	QS5058X	QS5059X

QUICKSILVER PROPELLERS FOR PLUS SERIES ENGINES

QUICKSILVER PROPELLERS 350 - 375 ALPHA ENGINES

Mercury Remanufacturing - 350 MPI Alpha - (300 HP) - V8 Alpha									
Quicksilver Propellers - For Single Engine Boats									
WOT: 4600-5000 RPM, Standard Gear Ratio 1.47:1, Right Hand Rotation Standard (Left Hand Available), High Altitude (5,000+ ft.) Gear Ratio: 1.62:1									
Diameter (inches)	Pitch (inches)	Blades	Material	Approx. Gross Boat Wgt. (lbs.)	Approx. Boat Length (ft.)	Speed Range (mph)	Propeller Description	Right Hand Propeller Part Number	Left Hand Propeller Part Number
16.00	11	3	Aluminum	8000+	House/Work	29-Jan	Black Diamond	QA2000X	N/A
16.00	12	3	Aluminum	7000+	House/Work	24-32	Black Diamond	QA2002X	N/A
16.00	13	3	Aluminum	5900-7900	25-28'	28-36	Black Diamond	QA2004X	N/A
16.00	14	3	Aluminum	5400-6800	24-27'	32-39	Black Diamond	QA2006X	N/A
15.50	15	3	Aluminum	4900-5900	23-26'	36-43	Black Diamond	QA2008X	N/A
16.00	16	3	Aluminum	4500-5400	23-25'	39-46	Black Diamond	QA2010X	N/A
15.00	17	3	Aluminum	4200-4900	22-24'	43-49	Black Diamond	QA1912X	N/A
15.50	18	3	Aluminum	3900-4500	22-24'	46-52	Black Diamond	QA2014X	N/A
14.50	19	3	Aluminum	3600-4100	21-23'	50-57	Black Diamond	QA1916X	N/A
14.25	21	3	Aluminum	3200-3800	20-22'	55-62	Black Diamond	QA1918X	N/A
14.00	23	3	Aluminum	2900-3400	Up to 21'	60-68	Black Diamond	QA1920X	N/A
14.50	17	3	Stainless Steel	4200-4900	22-24'	43-49	Silverado	QS5052X	QS5053X
14.00	19	3	Stainless Steel	3600-4100	21-23'	50-57	Silverado	QS5054X	QS5055X
13.75	21	3	Stainless Steel	3200-3800	20-22'	55-62	Silverado	QS5056X	QS5057X
13.50	23	3	Stainless Steel	2900-3400	Up to 21'	60-68	Silverado	QS5058X	QS5059X
13.50	17	5	Stainless Steel	4200-4900	22-24'	43-49	QST 5	QS5756X	N/A
13.25	19	5	Stainless Steel	3600-4100	21-23'	50-57	QST 5	QS5758X	N/A
13.25	21	5	Stainless Steel	3200-3800	20-22'	55-62	QST 5	QS5760X	N/A
14.00	17	4	Aluminum	4200-4900	22-24'	43-49	Nemesis	8M0055534	N/A
14.00	19	4	Aluminum	3600-4100	21-23'	50-57	Nemesis	8M0055535	N/A
14.00	21	4	Aluminum	3200-3800	20-22'	55-62	Nemesis	8M0055536	N/A
14.00	23	4	Aluminum	2900-3400	Up to 21'	60-68	Nemesis	8M0055537	N/A

MERCURISER

Mercury Remanufacturing - 357 Alpha 4V - (275 HP) - V8 Alpha									
Quicksilver Propellers - For Single Engine Boats									
WOT: 4400-4800 RPM, Standard Gear Ratio 1.47:1, Right Hand Rotation Standard (Left Hand Available), High Altitude (5,000+ ft.) Gear Ratio: 1.62:1									
Diameter (inches)	Pitch (inches)	Blades	Material	Approx. Gross Boat Wgt. (lbs.)	Approx. Boat Length (ft.)	Speed Range (mph)	Propeller Description	Right Hand Propeller Part Number	Left Hand Propeller Part Number
16.00	11	3	Aluminum	8500+	House/Work	27-Jan	Black Diamond	QA2000X	N/A
16.00	12	3	Aluminum	7000+	House/Work	22-31	Black Diamond	QA2002X	N/A
16.00	13	3	Aluminum	6700-9000	26-29'	26-34	Black Diamond	QA2004X	N/A
16.00	14	3	Aluminum	5900-8000	25-28'	29-38	Black Diamond	QA2006X	N/A
15.50	15	3	Aluminum	5400-6900	24-27'	33-41	Black Diamond	QA2008X	N/A
16.00	16	3	Aluminum	5000-6100	24-26'	37-44	Black Diamond	QA2010X	N/A
15.00	17	3	Aluminum	4600-5600	23-25'	40-47	Black Diamond	QA1912X	N/A
15.50	18	3	Aluminum	4300-5000	22-25'	44-50	Black Diamond	QA2014X	N/A
14.50	19	3	Aluminum	4000-4600	22-24'	47-54	Black Diamond	QA1916X	N/A
14.25	21	3	Aluminum	3500-4200	21-23'	52-60	Black Diamond	QA1918X	N/A
14.00	23	3	Aluminum	3200-3700	Up to 22'	58-65	Black Diamond	QA1920X	N/A
14.00	17	4	Aluminum	4600-5600	23-25'	40-47	Nemesis	8M0055534	N/A
14.00	19	4	Aluminum	4000-4600	22-24'	47-54	Nemesis	8M0055535	N/A
14.00	21	4	Aluminum	3500-4200	21-23'	52-60	Nemesis	8M0055536	N/A
14.00	23	4	Aluminum	3200-3700	Up to 22'	58-65	Nemesis	8M0055537	N/A
13.50	17	5	Stainless Steel	4600-5600	23-25'	40-47	QST 5	QS5756X	N/A
13.25	19	5	Stainless Steel	4000-4600	22-24'	47-54	QST 5	QS5758X	N/A
13.25	21	5	Stainless Steel	3500-4200	21-23'	52-60	QST 5	QS5760X	N/A
14.50	17	3	Stainless Steel	4600-5600	23-25'	40-47	Silverado	QS5052X	QS5053X
14.00	19	3	Stainless Steel	4000-4600	22-24'	47-54	Silverado	QS5054X	QS5055X
13.75	21	3	Stainless Steel	3500-4200	21-23'	52-60	Silverado	QS5056X	QS5057X
13.50	23	3	Stainless Steel	3200-3700	Up to 22'	58-65	Silverado	QS5058X	QS5059X

QUICKSILVER PROPELLERS FOR PLUS SERIES ENGINES

QUICKSILVER PROPELLERS 375 MAG BRAVO ONE

Mercury Remanufacturing - 357 MAG Bravo 4V - (325 HP) - V8 Bravo One

Quicksilver Propellers - For Single Engine Boats

WOT: 4400-4800 RPM, Standard Gear Ratio 1.50:1, Right Hand Rotation Standard (Left Hand Available), High Altitude (5,000+ ft.) Gear Ratio: 1.65:1

Diameter (inches)	Pitch (inches)	Blades	Material	Approx. Gross Boat Wgt. (lbs.)	Approx. Boat Length (ft.)	Speed Range (mph)	Propeller Description	Right Hand Propeller Part Number	Left Hand Propeller Part Number
15.75	15	3	Stainless Steel	6000-7700	25-28'	32-40	Thunderbolt	QS5002X	QS5003X
15.50	17	3	Stainless Steel	5100-6200	24-26'	39-46	Thunderbolt	QS5004X	QS5005X
15.25	19	3	Stainless Steel	4500-5100	23-25'	46-52	Thunderbolt	QS5006X	QS5007X
14.75	21	3	Stainless Steel	3800-4500	22-24'	52-58	Thunderbolt	QS5008X	QS5009X
14.63	23	3	Stainless Steel	3600-4000	Up to 23'	56-63	Thunderbolt	QS5010X	QS5011X
13.50	17	5	Stainless Steel	5100-6200	24-26'	39-46	QST 5	QS5756X	N/A
13.25	19	5	Stainless Steel	4500-5100	23-25'	46-52	QST 5	QS5758X	N/A
13.25	21	5	Stainless Steel	3800-4500	22-24'	52-58	QST 5	QS5760X	N/A

MERCURUISER

Mercury Remanufacturing - 357 MAG Bravo 4V - (325 HP) - V8 Bravo One

Quicksilver Propellers - For Twin Engine Boats

WOT: 4400-4800 RPM, Standard Gear Ratio 1.50:1, Right & Left Hand Rotation Required for Twins, High Altitude (5,000+ ft.) Gear Ratio: 1.65:1

Diameter (inches)	Pitch (inches)	Blades	Material	Approx. Gross Boat Wgt. (lbs.)	Approx. Boat Length (ft.)	Speed Range (mph)	Propeller Description	Right Hand Propeller Part Number	Left Hand Propeller Part Number
15.75	15	3	Stainless Steel	12000-15400	31-34'	32-41	Thunderbolt	QS5002X	QS5003X
15.50	17	3	Stainless Steel	10000-12300	29-32'	39-47	Thunderbolt	QS5004X	QS5005X
15.25	19	3	Stainless Steel	8800-10300	28-30'	45-53	Thunderbolt	QS5006X	QS5007X
14.75	21	3	Stainless Steel	7800-9000	27-29'	51-58	Thunderbolt	QS5008X	QS5009X
14.63	23	3	Stainless Steel	7200-8000	Up to 28'	56-63	Thunderbolt	QS5010X	QS5011X

QUICKSILVER PROPELLERS FOR PLUS SERIES ENGINES

QUICKSILVER PROPELLERS 375 MAG BRAVO THREE

Mercury Remanufacturing - 357 MAG Bravo 4V - (325 HP) - V8 Bravo Three

Quicksilver Propellers - For Single Engine Boats

WOT: 4400-4800 RPM, Standard Gear Ratio 2.20:1, High Altitude (5,000+ ft.) Gear Ratio: 2.43:1

Diameter (inches)	Pitch (inches)	Blades	Material	Approx. Gross Boat Wgt. (lbs.)	Approx. Boat Length (ft.)	Speed Range (mph)	Propeller Description	Foreward Propeller Part Number	Aft Propeller Part Number
16.00	19	4	Stainless Steel	7500+	28'+	<31	Bravo Three	8M0123400	
14.40	19	3	Stainless Steel	7500+	28'+	<31	Bravo Three		8M0123399
16.00	20	4	Stainless Steel	7000-9300	26-30'	27-35	Bravo Three	8M0123402	
14.40	20	3	Stainless Steel	7000-9300	26-30'	27-35	Bravo Three		8M0123401
15.90	21	4	Stainless Steel	6000-7700	25-28'	32-40	Bravo Three	8M0123404	
14.30	21	3	Stainless Steel	6000-7700	25-28'	32-40	Bravo Three		8M0123403
15.75	22.5	4	Stainless Steel	5700-7100	24-28'	34-42	Bravo Three	8M0123406	
14.25	22.5	3	Stainless Steel	5700-7100	24-28'	34-42	Bravo Three		8M0123405
15.50	24	4	Stainless Steel	5400-6500	24-27'	37-44	Bravo Three	8M0123408	
14.25	24	3	Stainless Steel	5400-6500	24-27'	37-44	Bravo Three		8M0123407
15.25	26	4	Stainless Steel	4900-5800	23-26'	41-48	Bravo Three	8M0123410	
13.75	26	3	Stainless Steel	4900-5800	23-26'	41-48	Bravo Three		8M0123409
15.00	28	4	Stainless Steel	4500-5100	Up to 25'	46-52	Bravo Three	8M0123412	
13.50	28	3	Stainless Steel	4500-5100	Up to 25'	46-52	Bravo Three		8M0123411

Mercury Remanufacturing - 357 MAG Bravo 4V - (325 HP) - V8 Bravo Three

Quicksilver Propellers - For Twin Engine Boats

WOT: 4400-4800 RPM, Standard Gear Ratio 2.00:1, Right & Left Hand Rotation Required for Twins, High Altitude (5,000+ ft.) Gear Ratio: 2.20:1

Diameter (inches)	Pitch (inches)	Blades	Material	Approx. Gross Boat Wgt. (lbs.)	Approx. Boat Length (ft.)	Speed Range (mph)	Propeller Description	Foreward Propeller Part Number	Aft Propeller Part Number
16.00	19	4	Stainless Steel	11700+	32'+	<36	Bravo Three	8M0123400	
14.40	19	3	Stainless Steel	11700+	32'+	<36	Bravo Three		8M0123399
16.00	20	4	Stainless Steel	11200-14700	30-33'	32-40	Bravo Three	8M0123402	
14.40	20	3	Stainless Steel	11200-14700	30-33'	32-40	Bravo Three		8M0123401
15.90	21	4	Stainless Steel	9600-12300	29-32'	37-45	Bravo Three	8M0123404	
14.30	21	3	Stainless Steel	9600-12300	29-32'	37-45	Bravo Three		8M0123403
15.75	22.5	4	Stainless Steel	9050-11400	28-32'	39-47	Bravo Three	8M0123406	
14.25	22.5	3	Stainless Steel	9050-11400	28-32'	39-47	Bravo Three		8M0123405
15.50	24	4	Stainless Steel	8500-10500	28-31'	42-49	Bravo Three	8M0123408	
14.25	24	3	Stainless Steel	8500-10500	28-31'	42-49	Bravo Three		8M0123407
15.25	26	4	Stainless Steel	7700-9000	27-29'	47-53	Bravo Three	8M0123410	
13.75	26	3	Stainless Steel	7700-9000	27-29'	47-53	Bravo Three		8M0123409
15.00	28	4	Stainless Steel	6700-7900	Up to 28'	52-58	Bravo Three	8M0123412	
13.50	28	3	Stainless Steel	6700-7900	Up to 28'	52-58	Bravo Three		8M0123411

MERCURISER

QUICKSILVER PROPELLERS FOR PLUS SERIES ENGINES

QUICKSILVER PROPELLERS 383 MAG BRAVO ONE

Mercury Remanufacturing - 383 MAG Bravo 4V - (350 HP) - V8 Bravo One

Quicksilver Propellers - For Single Engine Boats

WOT: 4800-5200 RPM, Standard Gear Ratio 1.50:1, Right Hand Rotation Standard (Left Hand Available), High Altitude (5,000+ ft.) Gear Ratio: 1.65:1

Diameter (inches)	Pitch (inches)	Blades	Material	Approx. Gross Boat Wgt. (lbs.)	Approx. Boat Length (ft.)	Speed Range (mph)	Propeller Description	Right Hand Propeller Part Number	Left Hand Propeller Part Number
15.75	15	3	Stainless Steel	5800-7300	25-28'	37-45	Thunderbolt	QS5002X	QS5003X
15.5	17	3	Stainless Steel	5000-6000	24-26'	43-52	Thunderbolt	QS5004X	QS5005X
15.25	19	3	Stainless Steel	4600-5200	23-25'	50-58	Thunderbolt	QS5006X	QS5007X
14.75	21	3	Stainless Steel	3900-4400	22-24'	56-64	Thunderbolt	QS5008X	QS5009X
14.63	23	3	Stainless Steel	3600-4100	Up to 23'	62-69	Thunderbolt	QS5010X	QS5011X
13.5	17	5	Stainless Steel	5000-6000	24-26'	43-52	QST 5	QS5756X	N/A
13.25	19	5	Stainless Steel	4600-5200	23-25'	50-58	QST 5	QS5758X	N/A
13.25	21	5	Stainless Steel	3900-4400	22-24'	56-64	QST 5	QS5760X	N/A

Quicksilver Propellers - For Single Engine Boats

WOT: 4800-5200 RPM, Alternate Sea Level Gear Ratio 1.65:1, Right Hand Rotation Standard (Left Hand Available)

Diameter (inches)	Pitch (inches)	Blades	Material	Approx. Gross Boat Wgt. (lbs.)	Approx. Boat Length (ft.)	Speed Range (mph)	Propeller Description	Right Hand Propeller Part Number	Left Hand Propeller Part Number
15.75	15	3	Stainless Steel	6700-8600	26-29'	32-39	Thunderbolt	QS5002X	QS5003X
15.50	17	3	Stainless Steel	5600-7000	25-27'	39-46	Thunderbolt	QS5004X	QS5005X
15.25	19	3	Stainless Steel	5000-5800	24-26'	44-52	Thunderbolt	QS5006X	QS5007X
14.75	21	3	Stainless Steel	4400-5200	23-25'	50-58	Thunderbolt	QS5008X	QS5009X
14.63	23	3	Stainless Steel	4100-4600	Up to 24'	56-62	Thunderbolt	QS5010X	QS5011X
13.50	17	5	Stainless Steel	5600-7000	25-27'	39-46	QST 5	QS5756X	N/A
13.25	19	5	Stainless Steel	5000-5800	24-26'	44-52	QST 5	QS5758X	N/A
13.25	21	5	Stainless Steel	4400-5200	23-25'	50-58	QST 5	QS5760X	N/A

Mercury Remanufacturing - 383 MAG Bravo 4V - (350 HP) - V8 Bravo One

Quicksilver Propellers - For Twin Engine Boats

WOT: 4800-5200 RPM, Standard Gear Ratio 1.50:1, Right & Left Hand Rotation Required for Twins, High Altitude (5,000+ ft.) Gear Ratio: 1.65:1

Diameter (inches)	Pitch (inches)	Blades	Material	Approx. Gross Boat Wgt. (lbs.)	Approx. Boat Length (ft.)	Speed Range (mph)	Propeller Description	Right Hand Propeller Part Number	Left Hand Propeller Part Number
15.75	15	3	Stainless Steel	11000-13900	30-33'	37-45	Thunderbolt	QS5002X	QS5003X
15.50	17	3	Stainless Steel	9200-11200	29-31'	43-52	Thunderbolt	QS5004X	QS5005X
15.25	19	3	Stainless Steel	7800-9400	27-30'	50-58	Thunderbolt	QS5006X	QS5007X
14.75	21	3	Stainless Steel	6700-8000	26-28'	56-64	Thunderbolt	QS5008X	QS5009X
14.63	23	3	Stainless Steel	5900-6900	Up to 27'	62-69	Thunderbolt	QS5010X	QS5011X

MERCUISER

QUICKSILVER PROPELLERS FOR PLUS SERIES ENGINES

QUICKSILVER PROPELLERS 383 MAG BRAVO THREE

Mercury Remanufacturing - 383 MAG Bravo 4V - (350 HP) - V8 Bravo Three

Quicksilver Propellers - For Single Engine Boats

WOT: 4800-5200 RPM, Standard Gear Ratio 1.81:1, High Altitude (5,000+ ft.) Gear Ratio: 2.00:1

Diameter (inches)	Pitch (inches)	Blades	Material	Approx. Gross Boat Wgt. (lbs.)	Approx. Boat Length (ft.)	Speed Range (mph)	Propeller Description	Foreward Propeller Part Number	Aft Propeller Part Number
16.00	19	4	Stainless Steel	5800+	26'+	<47	Bravo Three	8M0123400	
14.40	19	3	Stainless Steel	5800+	26'+	<47	Bravo Three		8M0123399
16.00	20	4	Stainless Steel	5300-6200	24-26'	43-49	Bravo Three	8M0123402	
14.40	20	3	Stainless Steel	5300-6200	24-26'	43-49	Bravo Three		8M0123401
15.90	21	4	Stainless Steel	4800-5500	23-25'	48-54	Bravo Three	8M0123404	
14.30	21	3	Stainless Steel	4800-5500	23-25'	48-54	Bravo Three		8M0123403
15.75	22.5	4	Stainless Steel	4550-5150	22-25'	51-57	Bravo Three	8M0123406	
14.25	22.5	3	Stainless Steel	4550-5150	22-25'	51-57	Bravo Three		8M0123405
15.50	24	4	Stainless Steel	4300-4800	22-24'	54-59	Bravo Three	8M0123408	
14.25	24	3	Stainless Steel	4300-4800	22-24'	54-59	Bravo Three		8M0123407
15.25	26	4	Stainless Steel	3800-4300	22-23'	59-65	Bravo Three	8M0123410	
13.75	26	3	Stainless Steel	3800-4300	22-23'	59-65	Bravo Three		8M0123409
15.00	28	4	Stainless Steel	3600-4000	Up to 23'	64-70	Bravo Three	8M0123412	
13.50	28	3	Stainless Steel	3600-4000	Up to 23'	64-70	Bravo Three		8M0123411

Quicksilver Propellers - For Single Engine Boats

WOT: 4800-5200 RPM, Alternate Sea Level Gear Ratio 2.20:1, High Altitude (5,000+ ft.) Gear Ratio: 2.43:1

Diameter (inches)	Pitch (inches)	Blades	Material	Approx. Gross Boat Wgt. (lbs.)	Approx. Boat Length (ft.)	Speed Range (mph)	Propeller Description	Foreward Propeller Part Number	Aft Propeller Part Number
16.00	19	4	Stainless Steel	7400+	28'+	<36	Bravo Three	8M0123400	
14.40	19	3	Stainless Steel	7400+	28'+	<36	Bravo Three		8M0123399
16.00	20	4	Stainless Steel	6900-8600	26-30'	32-39	Bravo Three	8M0123402	
14.40	20	3	Stainless Steel	6900-8600	26-30'	32-39	Bravo Three		8M0123401
15.90	21	4	Stainless Steel	6000-7300	25-28'	37-44	Bravo Three	8M0123404	
14.30	21	3	Stainless Steel	6000-7300	25-28'	37-44	Bravo Three		8M0123403
15.75	22.5	4	Stainless Steel	5750-6800	24-28'	39-47	Bravo Three	8M0123406	
14.25	22.5	3	Stainless Steel	5750-6800	24-28'	39-47	Bravo Three		8M0123405
15.50	24	4	Stainless Steel	5500-6300	24-26'	42-49	Bravo Three	8M0123408	
14.25	24	3	Stainless Steel	5500-6300	24-26'	42-49	Bravo Three		8M0123407
15.25	26	4	Stainless Steel	4900-5600	23-26'	47-53	Bravo Three	8M0123410	
13.75	26	3	Stainless Steel	4900-5600	23-26'	47-53	Bravo Three		8M0123409
15.00	28	4	Stainless Steel	4500-5100	Up to 25'	51-57	Bravo Three	8M0123412	
13.50	28	3	Stainless Steel	4500-5100	Up to 25'	51-57	Bravo Three		8M0123411

Mercury Remanufacturing - 383 MAG Bravo 4V - (350 HP) - V8 Bravo Three

Quicksilver Propellers - For Twin Engine Boats

WOT: 4800-5200 RPM, Standard Gear Ratio 1.81:1, Right & Left Hand Rotation Required for Twins, High Altitude (5,000+ ft.) Gear Ratio: 2.00:1

Diameter (inches)	Pitch (inches)	Blades	Material	Approx. Gross Boat Wgt. (lbs.)	Approx. Boat Length (ft.)	Speed Range (mph)	Propeller Description	Foreward Propeller Part Number	Aft Propeller Part Number
16.00	19	4	Stainless Steel	10200+	31'+	<47	Bravo Three	8M0123400	
14.40	19	3	Stainless Steel	10200+	31'+	<47	Bravo Three		8M0123399
16.00	20	4	Stainless Steel	9700-11500	29-31'	43-49	Bravo Three	8M0123402	
14.40	20	3	Stainless Steel	9700-11500	29-31'	43-49	Bravo Three		8M0123401
15.90	21	4	Stainless Steel	8400-9900	28-30'	47-56	Bravo Three	8M0123404	
14.30	21	3	Stainless Steel	8400-9900	28-30'	47-56	Bravo Three		8M0123403
15.75	22.5	4	Stainless Steel	7900-9250	27-30'	50-58	Bravo Three	8M0123406	
14.25	22.5	3	Stainless Steel	7900-9250	27-30'	50-58	Bravo Three		8M0123405
15.50	24	4	Stainless Steel	7400-8600	27-29'	54-60	Bravo Three	8M0123408	
14.25	24	3	Stainless Steel	7400-8600	27-29'	54-60	Bravo Three		8M0123407
15.25	26	4	Stainless Steel	6400-7600	26-28'	58-66	Bravo Three	8M0123410	
13.75	26	3	Stainless Steel	6400-7600	26-28'	58-66	Bravo Three		8M0123409
15.00	28	4	Stainless Steel	5700-6600	Up to 27'	64-70	Bravo Three	8M0123412	
13.50	28	3	Stainless Steel	5700-6600	Up to 27'	64-70	Bravo Three		8M0123411

QUICKSILVER PROPELLERS FOR PLUS SERIES ENGINES

QUICKSILVER PROPELLERS 383 STROKER BRAVO ONE AND THREE

MERCUISER

Mercury Remanufacturing - 383 MAG STROKER - (350 HP) - V8 Bravo One
Quicksilver Propellers - For Single Engine Boats

WOT: 4800-5200 RPM, Standard Gear Ratio 1.65:1, Right Hand Rotation Standard (Left Hand Available)

Diameter (inches)	Pitch (inches)	Blades	Material	Approx. Gross Boat Wgt. (lbs.)	Approx. Boat Length (ft.)	Speed Range (mph)	Propeller Description	Right Hand Propeller Part Number	Left Hand Propeller Part Number
15.75	15	3	Stainless Steel	6000-7700	25-28'	32-40	Thunderbolt	QS5002X	QS5003X
15.50	17	3	Stainless Steel	5100-6200	24-26'	39-46	Thunderbolt	QS5004X	QS5005X
15.25	19	3	Stainless Steel	4500-5100	23-25'	46-52	Thunderbolt	QS5006X	QS5007X
14.75	21	3	Stainless Steel	3800-4500	22-24'	52-58	Thunderbolt	QS5008X	QS5009X
14.63	23	3	Stainless Steel	3600-4000	Up to 23'	56-63	Thunderbolt	QS5010X	QS5011X
13.50	17	5	Stainless Steel	5100-6200	24-26'	39-46	QST 5	QS5756X	N/A
13.25	19	5	Stainless Steel	4500-5100	23-25'	46-52	QST 5	QS5758X	N/A
13.25	21	5	Stainless Steel	3800-4500	22-24'	52-58	QST 5	QS5760X	N/A

Quicksilver Propellers - For Twin Engine Boats

WOT: 4800-5200 RPM, Standard Gear Ratio 1.50:1, Right & Left Hand Rotation Required for Twins, High Altitude (5,000+ ft.) Gear Ratio: 1.65:1

Diameter (inches)	Pitch (inches)	Blades	Material	Approx. Gross Boat Wgt. (lbs.)	Approx. Boat Length (ft.)	Speed Range (mph)	Propeller Description	Right Hand Propeller Part Number	Left Hand Propeller Part Number
15.75	15	3	Stainless Steel	10200-13200	30-33'	37-45	Thunderbolt	QS5002X	QS5003X
15.50	17	3	Stainless Steel	8700-10600	28-31'	43-52	Thunderbolt	QS5004X	QS5005X
15.25	19	3	Stainless Steel	7400-8900	27-29'	50-58	Thunderbolt	QS5006X	QS5007X
14.75	21	3	Stainless Steel	6300-7600	26-28'	56-64	Thunderbolt	QS5008X	QS5009X
14.63	23	3	Stainless Steel	5500-6500	Up to 27'	62-69	Thunderbolt	QS5010X	QS5011X

Mercury Remanufacturing - 383 Stroker MPI - (350 HP) - V8 Bravo Three
Quicksilver Propellers - For Single Engine Boats

WOT: 4800-5200 RPM, Standard Gear Ratio 2.20:1, High Altitude (5,000+ ft.) Gear Ratio: 2.43:1

Diameter (inches)	Pitch (inches)	Blades	Material	Approx. Gross Boat Wgt. (lbs.)	Approx. Boat Length (ft.)	Speed Range (mph)	Propeller Description	Foreward Propeller Part Number	Aft Propeller Part Number
16.00	19	4	Stainless Steel	7100+	28'+	<36	Bravo Three	8M0123400	
14.40	19	3	Stainless Steel	7100+	28'+	<36	Bravo Three		8M0123399
16.00	20	4	Stainless Steel	6600-8200	26-30'	32-39	Bravo Three	8M0123402	
14.40	20	3	Stainless Steel	6600-8200	26-30'	32-39	Bravo Three		8M0123401
15.90	21	4	Stainless Steel	5700-7000	25-27'	37-44	Bravo Three	8M0123404	
14.30	21	3	Stainless Steel	5700-7000	25-27'	37-44	Bravo Three		8M0123403
15.75	22.5	4	Stainless Steel	5450-6500	24-27'	39-47	Bravo Three	8M0123406	
14.25	22.5	3	Stainless Steel	5450-6500	24-27'	39-47	Bravo Three		8M0123405
15.50	24	4	Stainless Steel	5200-6000	24-26'	42-49	Bravo Three	8M0123408	
14.25	24	3	Stainless Steel	5200-6000	24-26'	42-49	Bravo Three		8M0123407
15.25	26	4	Stainless Steel	4600-5300	23-25'	47-53	Bravo Three	8M0123410	
13.75	26	3	Stainless Steel	4600-5300	23-25'	47-53	Bravo Three		8M0123409
15.00	28	4	Stainless Steel	4300-4900	Up to 24'	51-57	Bravo Three	8M0123412	
13.50	28	3	Stainless Steel	4300-4900	Up to 24'	51-57	Bravo Three		8M0123411

Mercury Remanufacturing - 383 Stroker MPI - (350 HP) - V8 Bravo Three
Quicksilver Propellers - For Twin Engine Boats

WOT: 4800-5200 RPM, Standard Gear Ratio 2.00:1, Right & Left Hand Rotation Required for Twins, High Altitude (5,000+ ft.) Gear Ratio: 2.20:1

Diameter (inches)	Pitch (inches)	Blades	Material	Approx. Gross Boat Wgt. (lbs.)	Approx. Boat Length (ft.)	Speed Range (mph)	Propeller Description	Foreward Propeller Part Number	Aft Propeller Part Number
16.00	19	4	Stainless Steel	11100+	32'+	<36	Bravo Three	8M0123400	
14.40	19	3	Stainless Steel	11100+	32'+	<36	Bravo Three		8M0123399
16.00	20	4	Stainless Steel	10600-13200	30-33'	32-39	Bravo Three	8M0123402	
14.40	20	3	Stainless Steel	10600-13200	30-33'	32-39	Bravo Three		8M0123401
15.90	21	4	Stainless Steel	9200-11200	29-31'	42-49	Bravo Three	8M0123404	
14.30	21	3	Stainless Steel	9200-11200	29-31'	42-49	Bravo Three		8M0123403
15.75	22.5	4	Stainless Steel	8700-5300	28-31'	45-51	Bravo Three	8M0123406	
14.25	22.5	3	Stainless Steel	8700-5300	28-31'	45-51	Bravo Three		8M0123405
15.50	24	4	Stainless Steel	8200-9400	28-30'	48-53	Bravo Three	8M0123408	
14.25	24	3	Stainless Steel	8200-9400	28-30'	48-53	Bravo Three		8M0123407
15.25	26	4	Stainless Steel	7200-8500	27-29'	52-58	Bravo Three	8M0123410	
13.75	26	3	Stainless Steel	7200-8500	27-29'	52-58	Bravo Three		8M0123409
15.00	28	4	Stainless Steel	6400-7400	Up to 28'	57-63	Bravo Three	8M0123412	
13.50	28	3	Stainless Steel	6400-7400	Up to 28'	57-63	Bravo Three		8M0123411



QUICKSILVER PROPELLERS FOR PLUS SERIES ENGINES

QUICKSILVER PROPELLERS 496 HO -BRAVO ONE AND THREE

Mercury Remanufacturing - 496 HO Bravo - (425 HP) - V8 Bravo One X

Quicksilver Propellers - For Single Engine Boats

WOT: 4600-5000 RPM, Standard Gear Ratio 1.50:1, Right Hand Rotation Standard (Left Hand Available), High Altitude (5,000+ ft.) Gear Ratio: 1.65:1

Diameter (inches)	Pitch (inches)	Blades	Material	Approx. Gross Boat Wgt. (lbs.)	Approx. Boat Length (ft.)	Speed Range (mph)	Propeller Description	Right Hand Propeller Part Number	Left Hand Propeller Part Number
15.75	15	3	Stainless Steel	7500-9800	27-30'	34-43	Thunderbolt	QS5002X	QS5003X
15.5	17	3	Stainless Steel	6500-7800	26-28'	41-49	Thunderbolt	QS5004X	QS5005X
15.25	19	3	Stainless Steel	5700-6700	25-27'	47-55	Thunderbolt	QS5006X	QS5007X
14.75	21	3	Stainless Steel	5100-5900	24-26'	53-61	Thunderbolt	QS5008X	QS5009X
14.63	23	3	Stainless Steel	4600-5300	Up to 25'	59-66	Thunderbolt	QS5010X	QS5011X

Mercury Remanufacturing - 496 HO Bravo - (425 HP) - V8 Bravo One X

Quicksilver Propellers - For Twin Engine Boats

WOT: 4800-5200 RPM, Standard Gear Ratio 1.50:1, Right & Left Hand Rotation Required for Twins, High Altitude (5,000+ ft.) Gear Ratio: 1.65:1

Diameter (inches)	Pitch (inches)	Blades	Material	Approx. Gross Boat Wgt. (lbs.)	Approx. Boat Length (ft.)	Speed Range (mph)	Propeller Description	Right Hand Propeller Part Number	Left Hand Propeller Part Number
15.75	15	3	Stainless Steel	14400-18900	32-36'	34-43	Thunderbolt	QS5002X	QS5003X
15.5	17	3	Stainless Steel	12100-14800	31-33'	41-49	Thunderbolt	QS5004X	QS5005X
15.25	19	3	Stainless Steel	10400-12400	30-32'	47-55	Thunderbolt	QS5006X	QS5007X
14.75	21	3	Stainless Steel	9000-10600	28-31'	53-61	Thunderbolt	QS5008X	QS5009X
14.63	23	3	Stainless Steel	7900-9200	Up to 29'	59-66	Thunderbolt	QS5010X	QS5011X

Mercury Remanufacturing - 496 HO Bravo - (425 HP) - V8 Bravo Three X

Quicksilver Propellers - For Single Engine Boats

WOT: 4600-5000 RPM, Standard Gear Ratio 1.81:1, High Altitude (5,000+ ft.) Gear Ratio: 2.00:1

Diameter (inches)	Pitch (inches)	Blades	Material	Approx. Gross Boat Wgt. (lbs.)	Approx. Boat Length (ft.)	Speed Range (mph)	Propeller Description	Foreward Propeller Part Number	Aft Propeller Part Number
16.00	19	4	Stainless Steel	7300+	28'+	<44	Bravo Three	8M0123400	
14.40	19	3	Stainless Steel	7300+	28'+	<44	Bravo Three		8M0123399
16.00	20	4	Stainless Steel	6800-8100	26-30'	40-47	Bravo Three	8M0123402	
14.40	20	3	Stainless Steel	6800-8100	26-30'	40-47	Bravo Three		8M0123401
15.90	21	4	Stainless Steel	6100-7100	25-27'	45-52	Bravo Three	8M0123404	
14.30	21	3	Stainless Steel	6100-7100	25-27'	45-52	Bravo Three		8M0123403
15.75	22.5	4	Stainless Steel	5800-6700	24-27'	48-55	Bravo Three	8M0123406	
14.25	22.5	3	Stainless Steel	5800-6700	24-27'	48-55	Bravo Three		8M0123405
15.50	24	4	Stainless Steel	5500-6300	24-26'	50-57	Bravo Three	8M0123408	
14.25	24	3	Stainless Steel	5500-6300	24-26'	50-57	Bravo Three		8M0123407
15.25	26	4	Stainless Steel	5000-5700	24-25'	55-62	Bravo Three	8M0123410	
13.75	26	3	Stainless Steel	5000-5700	24-25'	55-62	Bravo Three		8M0123409
15.00	28	4	Stainless Steel	4600-5200	Up to 25'	60-67	Bravo Three	8M0123412	
13.50	28	3	Stainless Steel	4600-5200	Up to 25'	60-67	Bravo Three		8M0123411

Mercury Remanufacturing - 496 HO Bravo - (425 HP) - V8 Bravo Three X

Quicksilver Propellers - For Twin Engine Boats

WOT: 4600-5000 RPM, Standard Gear Ratio 1.81:1, Right & Left Hand Rotation Required for Twins, High Altitude (5,000+ ft.) Gear Ratio: 2.00:1

Diameter (inches)	Pitch (inches)	Blades	Material	Approx. Gross Boat Wgt. (lbs.)	Approx. Boat Length (ft.)	Speed Range (mph)	Propeller Description	Foreward Propeller Part Number	Aft Propeller Part Number
16.00	19	4	Stainless Steel	13100+	33'+	<44	Bravo Three	8M0123400	
14.40	19	3	Stainless Steel	13100+	33'+	<44	Bravo Three		8M0123399
16.00	20	4	Stainless Steel	12600-15500	31-34'	40-47	Bravo Three	8M0123402	
14.40	20	3	Stainless Steel	12600-15500	31-34'	40-47	Bravo Three		8M0123401
15.90	21	4	Stainless Steel	11100-13000	30-32'	45-52	Bravo Three	8M0123404	
14.30	21	3	Stainless Steel	11100-13000	30-32'	45-52	Bravo Three		8M0123403
15.75	22.5	4	Stainless Steel	10450-12200	29-32'	48-55	Bravo Three	8M0123406	
14.25	22.5	3	Stainless Steel	10450-12200	29-32'	48-55	Bravo Three		8M0123405
15.50	24	4	Stainless Steel	9800-11400	29-31'	50-57	Bravo Three	8M0123408	
14.25	24	3	Stainless Steel	9800-11400	29-31'	50-57	Bravo Three		8M0123407
15.25	26	4	Stainless Steel	8700-10000	28-30'	55-62	Bravo Three	8M0123410	
13.75	26	3	Stainless Steel	8700-10000	28-30'	55-62	Bravo Three		8M0123409
15.00	28	4	Stainless Steel	7800-8900	Up to 29'	60-67	Bravo Three	8M0123412	
13.50	28	3	Stainless Steel	7800-8900	Up to 29'	60-67	Bravo Three		8M0123411

QUICKSILVER PROPELLERS FOR PLUS SERIES ENGINES

QUICKSILVER PROPELLERS 540 MAG BRAVO ONE X

Mercury Remanufacturing - 540 MAG Bravo 4V - (440 HP) - V8 Bravo One X

Quicksilver Propellers - For Single Engine Boats Using Factory Equipped ICM

WOT: 4200-4600 RPM, Standard Gear Ratio 1.50:1, Right Hand Rotation Standard (Left Hand Available), High Altitude (5,000+ ft.) Gear Ratio: 1.65:1

Diameter (inches)	Pitch (inches)	Blades	Material	Approx. Gross Boat Wgt. (lbs.)	Approx. Boat Length (ft.)	Speed Range (mph)	Propeller Description	Right Hand Propeller Part Number	Left Hand Propeller Part Number
15.75	15	3	Stainless Steel	8900-12000	28-32'	29-38	Thunderbolt	QS5002X	QS5003X
15.50	17	3	Stainless Steel	7600-9500	27-30'	36-45	Thunderbolt	QS5004X	QS5005X
15.25	19	3	Stainless Steel	6500-7800	26-28'	43-51	Thunderbolt	QS5006X	QS5007X
14.75	21	3	Stainless Steel	5800-6700	25-27'	49-56	Thunderbolt	QS5008X	QS5009X
14.63	23	3	Stainless Steel	5200-6000	Up to 26'	54-61	Thunderbolt	QS5010X	QS5011X

Quicksilver Propellers - For Single Engine Boats Using Alternate ICM - Order 840130A4

WOT: 4600-5000 RPM, Standard Gear Ratio 1.50:1, Right Hand Rotation Standard (Left Hand Available), High Altitude (5,000+ ft.) Gear Ratio: 1.65:1

Diameter (inches)	Pitch (inches)	Blades	Material	Approx. Gross Boat Wgt. (lbs.)	Approx. Boat Length (ft.)	Speed Range (mph)	Propeller Description	Right Hand Propeller Part Number	Left Hand Propeller Part Number
15.75	15	3	Stainless Steel	8000-10000	27-30'	34-43	Thunderbolt	QS5002X	QS5003X
15.50	17	3	Stainless Steel	6700-8000	26-28'	41-49	Thunderbolt	QS5004X	QS5005X
15.25	19	3	Stainless Steel	5900-6900	25-27'	47-55	Thunderbolt	QS5006X	QS5007X
14.75	21	3	Stainless Steel	5200-6100	24-26'	53-61	Thunderbolt	QS5008X	QS5009X
14.63	23	3	Stainless Steel	4800-5400	Up to 25'	59-66	Thunderbolt	QS5010X	QS5011X

MERCUISER

Mercury Remanufacturing - 540 MAG Bravo 4V - (440 HP) - V8 Bravo One X

Quicksilver Propellers - For Twin Engine Boats Using Factory Equipped ICM

WOT: 4200-4600 RPM, Standard Gear Ratio 1.50:1, Right & Left Hand Rotation Required for Twins, High Altitude (5,000+ ft.) Gear Ratio: 1.65:1

Diameter (inches)	Pitch (inches)	Blades	Material	Approx. Gross Boat Wgt. (lbs.)	Approx. Boat Length (ft.)	Speed Range (mph)	Propeller Description	Right Hand Propeller Part Number	Left Hand Propeller Part Number
15.75	15	3	Stainless Steel	17300-23600	34-37'	29-38	Thunderbolt	QS5002X	QS5003X
15.50	17	3	Stainless Steel	14200-18200	32-35'	36-45	Thunderbolt	QS5004X	QS5005X
15.25	19	3	Stainless Steel	12100-14600	31-33'	43-51	Thunderbolt	QS5006X	QS5007X
14.75	21	3	Stainless Steel	10700-12400	30-32'	49-56	Thunderbolt	QS5008X	QS5009X
14.63	23	3	Stainless Steel	9200-10900	Up to 31'	54-61	Thunderbolt	QS5010X	QS5011X

Quicksilver Propellers - For Twin Engine Boats Using Alternate ICM - Order 840130A4

WOT: 4600-5000 RPM, Standard Gear Ratio 1.50:1, Right & Left Hand Rotation Required for Twins, High Altitude (5,000+ ft.) Gear Ratio: 1.65:1

Diameter (inches)	Pitch (inches)	Blades	Material	Approx. Gross Boat Wgt. (lbs.)	Approx. Boat Length (ft.)	Speed Range (mph)	Propeller Description	Right Hand Propeller Part Number	Left Hand Propeller Part Number
15.75	15	3	Stainless Steel	14800-19500	33-36'	34-43	Thunderbolt	QS5002X	QS5003X
15.50	17	3	Stainless Steel	12500-15400	31-34'	41-49	Thunderbolt	QS5004X	QS5005X
15.25	19	3	Stainless Steel	10700-12900	30-32'	47-55	Thunderbolt	QS5006X	QS5007X
14.75	21	3	Stainless Steel	9400-11000	29-31'	53-61	Thunderbolt	QS5008X	QS5009X
14.63	23	3	Stainless Steel	8300-9600	Up to 30'	59-66	Thunderbolt	QS5010X	QS5011X

QUICKSILVER PROPELLERS FOR PLUS SERIES ENGINES

QUICKSILVER PROPELLERS 540 MAG BRAVO THREE X (SINGLE ENGINE)

Mercury Remanufacturing - 540 MAG Bravo 4V - (440 HP) - V8 Bravo Three X

Quicksilver Propellers - For Single Engine Boats Using Factory Equipped ICM

WOT: 4200-4600 RPM, Standard Gear Ratio 1.81:1, High Altitude (5,000+ ft.) Gear Ratio: 2.00:1

Diameter (inches)	Pitch (inches)	Blades	Material	Approx. Gross Boat Wgt. (lbs.)	Approx. Boat Length (ft.)	Speed Range (mph)	Propeller Description	Foreward Propeller Part Number	Aft Propeller Part Number
16.00	19	4	Stainless Steel	8300+	29'+	<39	Bravo Three	8M0123400	
14.40	19	3	Stainless Steel	8300+	29'+	<39	Bravo Three		8M0123399
16.00	20	4	Stainless Steel	7800-9800	27-30'	35-43	Bravo Three	8M0123402	
14.40	20	3	Stainless Steel	7800-9800	27-30'	35-43	Bravo Three		8M0123401
15.90	21	4	Stainless Steel	7000-8400	26-29'	40-47	Bravo Three	8M0123404	
14.30	21	3	Stainless Steel	7000-8400	26-29'	40-47	Bravo Three		8M0123403
15.75	22.5	4	Stainless Steel	6650-7850	25-29'	43-50	Bravo Three	8M0123406	
14.25	22.5	3	Stainless Steel	6650-7850	25-29'	43-50	Bravo Three		8M0123405
15.50	24	4	Stainless Steel	6300-7300	25-28'	45-52	Bravo Three	8M0123408	
14.25	24	3	Stainless Steel	6300-7300	25-28'	45-52	Bravo Three		8M0123407
15.25	26	4	Stainless Steel	5600-6500	24-27'	50-57	Bravo Three	8M0123410	
13.75	26	3	Stainless Steel	5600-6500	24-27'	50-57	Bravo Three		8M0123409
15.00	28	4	Stainless Steel	5200-5800	Up to 26'	55-61	Bravo Three	8M0123412	
13.50	28	3	Stainless Steel	5200-5800	Up to 26'	55-61	Bravo Three		8M0123411

Quicksilver Propellers - For Single Engine Boats Using Alternate ICM - Order 840130A4

WOT: 4600-5000 RPM, Standard Gear Ratio 1.81:1, Right Hand Rotation Standard (Left Hand Available), High Altitude (5,000+ ft.) Gear Ratio: 2.00:1

Diameter (inches)	Pitch (inches)	Blades	Material	Approx. Gross Boat Wgt. (lbs.)	Approx. Boat Length (ft.)	Speed Range (mph)	Propeller Description	Foreward Propeller Part Number	Aft Propeller Part Number
16.00	19	4	Stainless Steel	7500+	28'+	<44	Bravo Three	8M0123400	
14.40	19	3	Stainless Steel	7500+	28'+	<44	Bravo Three		8M0123399
16.00	20	4	Stainless Steel	7000-8400	26-29'	40-47	Bravo Three	8M0123402	
14.40	20	3	Stainless Steel	7000-8400	26-29'	40-47	Bravo Three		8M0123401
15.90	21	4	Stainless Steel	6300-7300	25-28'	45-52	Bravo Three	8M0123404	
14.30	21	3	Stainless Steel	6300-7300	25-28'	45-52	Bravo Three		8M0123403
15.75	22.5	4	Stainless Steel	5950-6900	24-28'	48-55	Bravo Three	8M0123406	
14.25	22.5	3	Stainless Steel	5950-6900	24-28'	48-55	Bravo Three		8M0123405
15.50	24	4	Stainless Steel	5600-6500	24-27'	50-57	Bravo Three	8M0123408	
14.25	24	3	Stainless Steel	5600-6500	24-27'	50-57	Bravo Three		8M0123407
15.25	26	4	Stainless Steel	5100-5800	24-26'	55-62	Bravo Three	8M0123410	
13.75	26	3	Stainless Steel	5100-5800	24-26'	55-62	Bravo Three		8M0123409
15.00	28	4	Stainless Steel	4700-5300	Up to 25'	60-67	Bravo Three	8M0123412	
13.50	28	3	Stainless Steel	4700-5300	Up to 25'	60-67	Bravo Three		8M0123411

MERCURISER

QUICKSILVER PROPELLERS FOR PLUS SERIES ENGINES

QUICKSILVER PROPELLERS 540 MAG BRAVO THREE (TWIN ENGINE)

Mercury Remanufacturing - 540 MAG Bravo 4V - (440 HP) - V8 Bravo Three X

Quicksilver Propellers - For Twin Engine Boats Using Factory Equipped ICM

WOT: 4200-4600 RPM, Standard Gear Ratio 1.81:1, Right & Left Hand Rotation Required for Twins, High Altitude (5,000+ ft.) Gear Ratio: 2.00:1

Diameter (inches)	Pitch (inches)	Blades	Material	Approx. Gross Boat Wgt. (lbs.)	Approx. Boat Length (ft.)	Speed Range (mph)	Propeller Description	Forward Propeller Part Number	Aft Propeller Part Number
16.00	19	4	Stainless Steel	15100+	34'+	<39	Bravo Three	8M0123400	
14.40	19	3	Stainless Steel	15100+	34'+	<39	Bravo Three		8M0123399
16.00	20	4	Stainless Steel	14600-18800	32-35'	35-43	Bravo Three	8M0123402	
14.40	20	3	Stainless Steel	14600-18800	32-35'	35-43	Bravo Three		8M0123401
15.90	21	4	Stainless Steel	13100-16000	31-34'	40-47	Bravo Three	8M0123404	
14.30	21	3	Stainless Steel	13100-16000	31-34'	40-47	Bravo Three		8M0123403
15.75	22.5	4	Stainless Steel	12300-14750	30-34'	43-49	Bravo Three	8M0123406	
14.25	22.5	3	Stainless Steel	12300-14750	30-34'	43-49	Bravo Three		8M0123405
15.50	24	4	Stainless Steel	11500-13500	30-33'	45-52	Bravo Three	8M0123408	
14.25	24	3	Stainless Steel	11500-13500	30-33'	45-52	Bravo Three		8M0123407
15.25	26	4	Stainless Steel	10100-12100	29-32'	50-57	Bravo Three	8M0123410	
13.75	26	3	Stainless Steel	10100-12100	29-32'	50-57	Bravo Three		8M0123409
15.00	28	4	Stainless Steel	9200-10700	Up to 31'	55-61	Bravo Three	8M0123412	
13.50	28	3	Stainless Steel	9200-10700	Up to 31'	55-61	Bravo Three		8M0123411

Quicksilver Propellers - For Twin Engine Boats Using Alternate ICM - Order 840130A4

WOT: 4600-5000 RPM, Standard Gear Ratio 1.81:1, Right & Left Hand Rotation Required for Twins, High Altitude (5,000+ ft.) Gear Ratio: 2.00:1

Diameter (inches)	Pitch (inches)	Blades	Material	Approx. Gross Boat Wgt. (lbs.)	Approx. Boat Length (ft.)	Speed Range (mph)	Propeller Description	Forward Propeller Part Number	Aft Propeller Part Number
16.00	19	4	Stainless Steel	13600+	33'+	<44	Bravo Three	8M0123400	
14.40	19	3	Stainless Steel	13600+	33'+	<44	Bravo Three		8M0123399
16.00	20	4	Stainless Steel	13100-16000	31-34'	40-47	Bravo Three	8M0123402	
14.40	20	3	Stainless Steel	13100-16000	31-34'	40-47	Bravo Three		8M0123401
15.90	21	4	Stainless Steel	11500-13500	30-33'	45-52	Bravo Three	8M0123404	
14.30	21	3	Stainless Steel	11500-13500	30-33'	45-52	Bravo Three		8M0123403
15.75	22.5	4	Stainless Steel	10800-12650	29-33'	48-55	Bravo Three	8M0123406	
14.25	22.5	3	Stainless Steel	10800-12650	29-33'	48-55	Bravo Three		8M0123405
15.50	24	4	Stainless Steel	10100-11800	29-32'	50-57	Bravo Three	8M0123408	
14.25	24	3	Stainless Steel	10100-11800	29-32'	50-57	Bravo Three		8M0123407
15.25	26	4	Stainless Steel	5900-10400	29-31'	55-62	Bravo Three	8M0123410	
13.75	26	3	Stainless Steel	5900-10400	29-31'	55-62	Bravo Three		8M0123409
15.00	28	4	Stainless Steel	8100-9200	Up to 30'	60-67	Bravo Three	8M0123412	
13.50	28	3	Stainless Steel	8100-9200	Up to 30'	60-67	Bravo Three		8M0123411

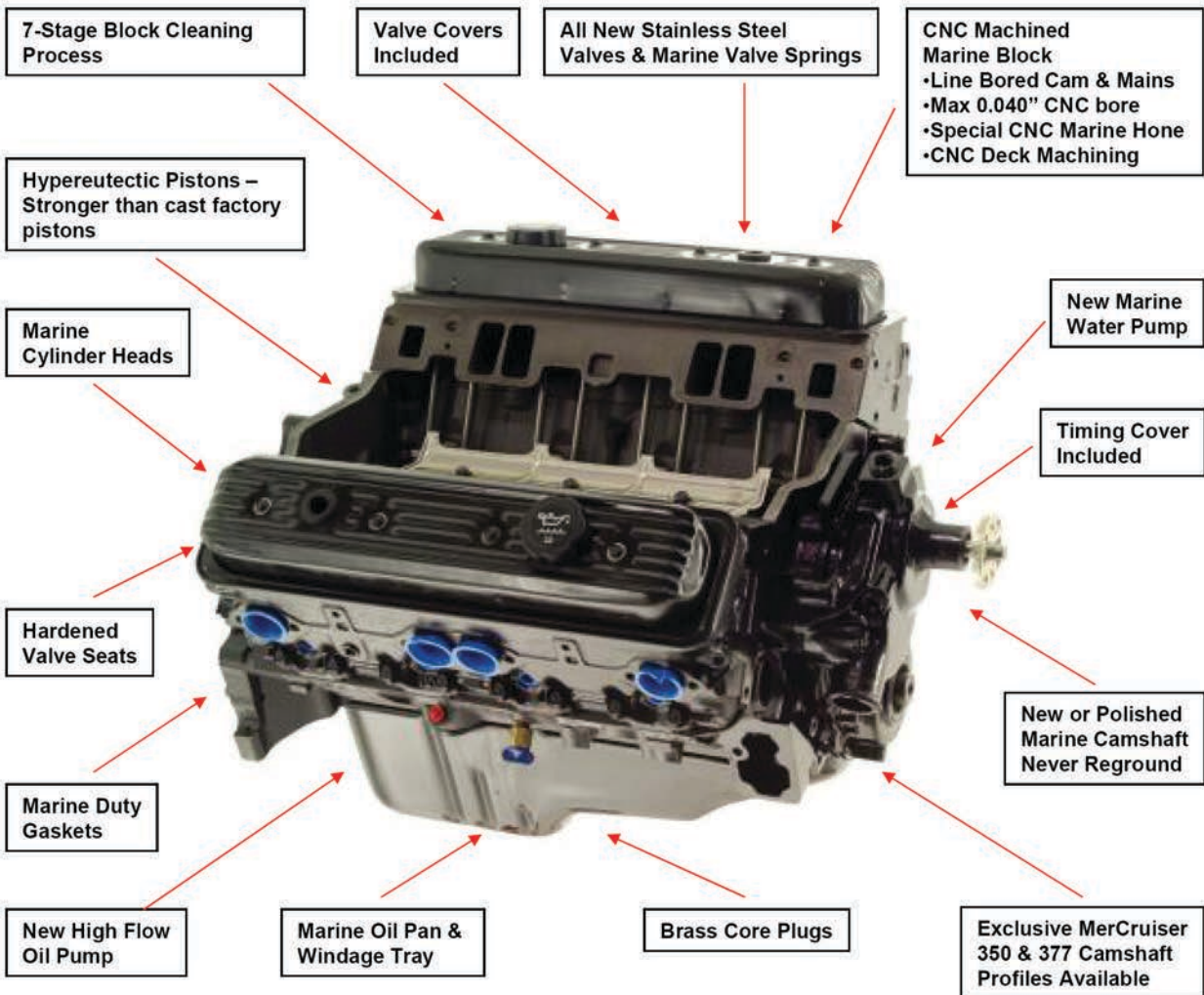
MERCURUISER

PRO-SERIES LONGBLOCK FEATURES



Pro-Series Longblocks

- Remanufactured to factory specifications
- More included content = Lower overall job cost
- 1 Year Limited Factory Warranty
- Automotive engines lack essential Marine Parts for Marine Duty
- 100% Hot tested & pressure checked for reliability



MERCUISER

PRO-SERIES LONGBLOCK ASSEMBLY

PRO-SERIES LONGBLOCK ASSEMBLY

3.0 LITER / 4 CYLINDER LONGBLOCK ASSEMBLY

LONGBLOCK ASSEMBLY



8M0062850

Remanufactured Pro-Series Longblock
GM 4 Cyl., 3.0 Liter 181 cid I/L 4
(Left-Hand Rotation)

Replaces 1990-1994 3.0L and 1990-1995 3.0LX sterndrive engines. (SN# 0C856559-0F603999)

4.3 LITER V-6 LONGBLOCK ASSEMBLY

LONGBLOCK ASSEMBLY



14149R50

Remanufactured Pro-Series Longblock
GM 4.3 Liter Non-Gen.+ 262 V/6
(Left-Hand Standard Rotation)

Replaces 1986-1992 4.3L non balance-shaft sterndrive marine engines with mechanical fuel pump.

806347R50

Remanufactured PRO Series Longblock
GM 4.3 Liter Non-Gen.+ 262 V/6
(Left-Hand Standard Rotation) with remanufactured cylinder heads.

Replaces 1993-1996 4.3L balance-shaft marine engines.

LONGBLOCK ASSEMBLY



807736R50

Remanufactured Pro Series Longblock
GM 4.3 Liter Gen.+ 262 V/6

(Left-Hand Standard Rotation)with brand new cylinder head assemblies.

Replaces 1996 -1999 GM 4.3L balance-shaft marine engines with electric fuel pumps. If metric fasteners are required for installation, order fastener kit # 56-861937A 1.

8M0063328

Remanufactured PRO-Series Longblock
GM 6 Cyl., 4.3 Liter Gen+ 262 V6

(Left-Hand Standard Rotation) with remanufactured Vortec cylinder heads.

Replaces 2000-2007 GM 4.3L balance-shaft marine carb or MPI engines with electric fuel pumps, roller rocker-arms and crank position sensor.

NOTE: May also require the harmonic balancer p/n 888776T to be ordered separately when replacing carbureted engines w/o the crank position sensor.

8M0150280

Remanufactured PRO-Series Longblock
GM 6 Cyl., 4.3 Liter Gen+ 262 V6

(Left-Hand Standard Rotation) with remanufactured Vortec cylinder heads.

Replaces 2007-2016 GM 4.3L balance-shaft marine engines with 58X crankshaft timing wheel, electric fuel pumps, roller rocker-arms, crankshaft position sensor (SN# 1A063240 and up)

4.3L GEN+ ENGINE ONLY



807736R51

225 HP @ 4800 RPM - Standard / Left-Hand Rotation - Remanufactured 4.3L Partially Dressed Marine Engine Assembly. Features Include: New 600 cfm 4bbl Carburetor, Electric Fuel Pump, Nodular Iron Crankshaft, Roller Camshaft, Vortec Cast Iron Cylinder Heads, Stainless Steel Valves, 9.4:1 Hypereutectic Pistons, Full Roller Rocker Arms and Thunderbolt V Ignition. Includes: Flame Arrestor, Harmonic Balancer, Oil Pan, 10-Pin Harness, Water Pump, Spark Plugs and Wires. Runs on 86 Octane Fuel.

This Remanufactured Crate Engine is a universal power upgrade for V6 MerCruiser Alpha Sterndrive Applications and adaptable to other brands of sterndrives regardless of make.

5.0 LITER V-8 LONGBLOCK ASSEMBLY

LONGBLOCK ASSEMBLY



805636R50

Remanufactured PRO Series Longblock
GM 5.0 Liter Non-Gen.+ 305 V/8

(Left-Hand Standard Rotation)

Replaces 1987-1995 5.0L flat-tappet sterndrive marine engines.

5.7 LITER V-8 LONGBLOCK ASSEMBLY

LONGBLOCK ASSEMBLY



883944R50

Remanufactured - PRO Series Longblock
GM 5.7 Liter Non-Gen.+ 350 V/8
(Left-Hand / Standard Rotation) with brand new cylinder heads.
Replaces 1987-1995 Sterndrive or Inboard 5.7L flat-tappet marine engines.

807447R50

Remanufactured - PRO Series Longblock
GM 5.7 Liter Non-Gen.+ 350 V/8
(Left-Hand / Standard Rotation) with brand new cylinder heads.
Replaces 1991-1997 Sterndrive or Inboard 5.7L roller-lifter marine engines.

LONG BLOCK ASSEMBLY



807449R50

Remanufactured - PRO Series Longblock
GM 5.7 Liter Gen.+ 350 V/8
(Left-Hand Standard Rotation) with remanufactured cylinder heads.
Replaces 1996 and newer 5.7L Carbureted or Throttle Body Injected EFI sterndrive or inboard engines. This block is designed to replace those engines NOT requiring a CPS (crank positioning sensor) or reluctor.

LONGBLOCK ASSEMBLY

8M0052529

Remanufactured PRO-Series Longblock
GM 8 Cyl., 5.7 Liter Vortec 350 V8
(Left-Hand Standard Rotation) with remanufactured Vortec cylinder heads. This longblock is packaged in a one-way container. No core or container charges apply. This engines replaces 1999 and newer Volvo 5.7GXi, GSi, & OXi MPI models only using 1.6:1 roller rocker arms. This block has provisions for a CPS (Crank Position Sensor). There are no provisions for a mechanical fuel pump.

807447R03

Remanufactured PRO-Series Longblock
GM 8 Cyl., 5.7 Liter Gen+ 350 V8
(Left-Hand Standard Rotation) with remanufactured Vortec cylinder heads.
This is used to service 357 Mag Bravo Plus-Series engine 865108R85 or 350 Gen+ Crate engine 807447A12. This block is NOT equipped for applications using a CPS (Crank Position Sensor). This block has provisions for a mechanical fuel pump and uses a special camshaft profile unique to these applications.

860186R 5

Remanufactured PRO-Series Longblock
GM 8 Cyl., 5.7 Liter Gen+ 350 V8
(Left-Hand Standard Rotation) with remanufactured Vortec cylinder heads.
Replaces 1996 (only) 5.7L EFI Gen+ and 350 Mag MPI Multi-Port Fuel Injected marine engines with a mechanical fuel pump. Additionally, this engine services the 357 Alpha Plus-Series engine 865108R88 and 350 Gen+ Crate Engine 807447A14. This block has NO provisions for a CPS (Crank Position Sensor). This block has provisions for a mechanical fuel pump.

8M0124238

Remanufactured PRO-Series Longblock
GM 8 Cyl., 5.7 Liter Gen+ 350 V8
(Left-Hand Standard Rotation) with remanufactured Vortec cylinder heads.
Replaces 2002-2004 MerCruiser 350 MPI Multi-Port Fuel Injected sterndrive & inboard marine engines. This block has provisions for a CPS (Crank Position Sensor). There are no provisions for a mechanical fuel pump. This engine is interchangeable the 8M0057442.

8M0124033

Remanufactured Pro-Series Longblock
GM 8 Cyl., 5.7 Liter Gen+ 350 V-8
(Left-Hand Standard Rotation) with remanufactured Vortec cylinder heads.
Replaces 2005-2015 MerCruiser 350 MAG MPI Multi-Port Fuel Injected sterndrive & inboard marine engines. This block has provisions for a CPS (Crank Position Sensor). There are no provisions for a mechanical fuel pump. It uses a proprietary MerCruiser roller camshaft profile used during the years listed for MerCruiser applications using dual knock sensors. (SN# 0W310000 and up)

6.2 LITER V-8 LONGBLOCK ASSEMBLY

LONGBLOCK ASSEMBLY



8M0095941

Remanufactured PRO-Series Longblock
GM 8 Cyl., 6.2 Liter Gen+ 377 V8
(Left-Hand Standard Rotation) with remanufactured Vortec cylinder heads.
Replaces 2002-2009 MerCruiser 6.2L MPI Multi-Port Fuel Injected sterndrive and inboard marine engines without ECT. This block has provisions for a CPS (Crank Position Sensor). There are no provisions for a mechanical fuel pump. It uses a proprietary 6.2L MerCruiser roller camshaft profile used during the years listed (SN# 0M300000-1A353300)

LONGBLOCK ASSEMBLY



865108R01

Remanufactured PRO-Series Longblock
GM 8 Cyl., 6.3 Liter Gen+ 383 V8
(Left-Hand Standard Rotation) with remanufactured Vortec cylinder heads.
This engines is used to service 2005 thru 2007 Mercury Remanufacturing 383 Mag Stroker Multi-Port Fuel Injected marine engines. 865108R10, 865108R11 & 865108R80. This block has provisions for a CPS (Crank Position Sensor). There are NO provisions for a mechanical fuel pump. It uses a proprietary 383 roller camshaft profile, 1.6:1 roller rocker arms and 100 PSI oil pump.

PRO-SERIES LONGBLOCK ASSEMBLY

7.4 LITER V-8 LONGBLOCK ASSEMBLY

LONGBLOCK ASSEMBLY



883281R50

Remanufactured PRO Series Longblock
GM 7.4 Liter MPI V/8 L-29 Block
(Left-Hand Standard Rotation)

Replaces 1998 and newer GM 7.4L MPI L-29 Standard sterndrive and inboard marine engines with oval ports and roller-lifters.

8.1 LITER 496 V-8 LONGBLOCK ASSEMBLY

LONGBLOCK ASSEMBLY



8M0137122

Quicksilver Value Series Longblock
8 Cylinder 8.1 Liter, 496 V-8
(Left-Hand Standard Rotation) 100% New Content
Replaces 2001 & up 496 Mag & 8.1L Horizon MerCruiser, Mercury Remanufacturing, & Quicksilver base engines. Use of this service block for other makes is not recommended, nor supported. A complete repower with a Quicksilver Plus Series engine is recommended for other makes.

Engine Features: Heavy Duty Iron Block with Splayed 4-bolt Main Bearing Caps, Priority Main Oiling System, 8.6:1 Hypereutectic Pistons, Roller Camshaft, 1.7:1 Rocker Arms, Forged Steel Crankshaft, and billet oil adapter. Quicksilver Iron Cylinder Heads feature Black-X Valve Technology, hardened seats, and shot peened marine valve springs.

370 & 375 HP 100% New Quicksilver Marine Engine

8M0137121

Quicksilver Value Series Longblock
8 Cylinder 8.1 Liter, 496 High Output V-8
(Left-Hand Standard Rotation) 100% New Content
Replaces 2001 & up 496 Mag H.O. & 8.1L H.O. MerCruiser, Mercury Remanufacturing, & Quicksilver High Output engines. Use of this service block for other makes is not recommended, nor supported. A complete repower with a Quicksilver Plus Series engine is recommended for other makes.

Engine Features: Heavy Duty Iron Block with Splayed 4-bolt Main Bearing Caps, Priority Main Oiling System, 8.6:1 Hypereutectic Pistons, Roller Camshaft, 1.7:1 Rocker Arms, Forged Steel Crankshaft, and billet oil adapter. Quicksilver Iron Cylinder Heads feature Black-X Valve Technology, hardened seats, and shot peened marine valve springs.

420 & 425 HP 100% New Quicksilver Marine Engine

MERCURISER

REMAN CYLINDER HEADS - MERCURISER

Mercury Remanufacturing starts with the best available "marine" cylinder head cores. Each cylinder head is completely disassembled and then precision machined for proper gasket sealing and concentric stem-to-guide clearances.

With a 1-Year Factory Limited Warranty, Cylinder Heads from Mercury Remanufacturing can be installed with complete confidence.

V-6 CYLINDER HEADS

CYLINDER HEAD ASSEMBLY



938-884740R

Fully Assembled Remanufactured Cylinder Head. Assembly includes a freshly machined cylinder head, new stainless steel valves, guides, keepers, and springs. Ready for installation.

NOTE: Will require replacing the original rocker arms with Rocker Arm & Ball Kit p/n 824335T

Fits MCM 4.3L engines (1985-1993)

CYLINDER HEAD ASSEMBLY



938-883296R 1

Fully Assembled Remanufactured Cylinder Head. Assembly includes a freshly machined cylinder head, new stainless steel valves, guides, keepers, and springs. Ready for installation.

Fits MCM 4.3L Gen II engines w/ balanced shaft(1993-1996)

CYLINDER HEAD ASSEMBLY



938-827178R 1

Fully Assembled Remanufactured Cylinder Head. Assembly includes a freshly machined cylinder head, new stainless steel valves, guides, keepers, and springs. Ready for installation. (Special Note: Do not order this head assembly if the engines original cylinder heads included roller-rocker arms.)

Fits(1996-1999) MCM 4.3L Gen+ engines with non-roller rocker arms.

V-8 SMALL-BLOCK CYLINDER HEADS

CYLINDER HEAD ASSEMBLY



938-883490R 1

Fully Assembled Remanufactured Cylinder Head (Brand new head casting)

Fits MCM/MIE (1987-1996) 5.7L (non-Gen +) engines.

V-8 BIG-BLOCK CYLINDER HEADS

CYLINDER HEAD ASSEMBLY



938-883492R 1

Fully Assembled Remanufactured Cylinder Head

Fits (1992-1998) MCM/MIE 7.4L Gen. V & VI engines w/ oval port.

938-884742R

Fully Assembled Remanufactured Cylinder Head

Fits (1998-2001) MCM/MIE 7.4L - L29 engines with D-port exhaust.

MERCURISER

.040 IN. (1 MM) OVERSIZE PISTON W/RINGS CHART

.040 IN. (1 MM) OVERSIZE PISTON W/RINGS CHART

.040 in(1 mm) Oversize Pistons w/Rings Cross Reference

Engine Model	Plus-Series P/N	Int'l Plus Series P/N	Pistonsw/ rings .040"(1mm) O.S.
3.0L TKS Alpha - Plus Series	8M0072497	8M0072497	700-8M0111066
4.3L Gen + Alpha 4V - Plus Series	865108R89	8M0064803	700-8M0111058
4.3L Gen+ 4V Crate - Plus Series	807736R11	807736R51	700-8M0111058
4.3L Longblock 86-92	14149R 5	14149R50	700-8M0111058
4.3L Longblock 93-96	803647R 5	803647R50	700-8M0111058
4.3L Gen+ Longblock 96-99	807736R 5	807736R50	700-8M0111058
4.3L Gen+ Carb/TBI Longblock 00-07	862757R01	8M0063328	700-8M0111058
4.3L Gen+ MPI Longblock 02-07	864256R05	8M0063328	700-8M0111058
4.3L Gen+ Longblock 07-16	879150R31	879150R31	700-8M0111058
5.0L Longblock	805636R 5	805636R50	700-8M0111064
5.0L Gen+ Longblock	8M0057443	8M0057443	700-8M0111065
350 Alpha Crate - Plus Series	8M0079530	8M0079530	700-8M0111058
350 Gen+ Crate - Plus Series	8M0079531	8M0079531	700-8M0111058
350 Mag MPI Alpha - Plus Series	863661R 5	8M0064799	700-8M0111057
350 Mag MPI Crate - Plus Series 02-04	8M0092946	8M0092946	700-8M0111058
350 Mag MPI Crate - Plus Series 05-15	8M0093550	8M0093550	700-8M0111058
357 Alpha 4V - Plus Series	865108R88	8M0064802	700-8M0111058
357 Bravo 4V - Plus Series	865108R85	8M0064801	700-8M0111058
MIE 357 Horizon (Inline) Bobtail - Plus Series	8M0064805	8M0064805	700-8M0111057
MIE 357 Horizon (V-drive) Bobtail - Plus Series	8M0076188	8M0076188	700-8M0111057
357 Bravo Longblock	807447R03	807447R03	700-8M0111058
5.7L Longblock 87-95	883944R 5	883944R50	700-8M0111058
5.7L Longblock (roller lifter) 91-97	807447R 5	807447R50	700-8M0111058
5.7L Longblock (roller lifter) 91-97, Non-rtn container	807447R60	807447R50	700-8M0111058
5.7L Gen+ Longblock 96 EFI (for use w/mech fuel pump)	860186R 5	860186R 5	700-8M0111058
5.7L Gen+ Longblock 96-15	807449R 5	807449R50	700-8M0111057
5.7L Gen+ MPI Longblock 02-04	863661R 5	N/A	700-8M0111057
5.7L Gen+ MPI Longblock 05-15 (dual knock sensors)	866138R03	N/A	700-8M0111057
5.7L Longblock Volvo GXi, GSi & OSi 99-15	8M0052529	8M0052529	700-8M0111057
6.2L Longblock 99-01	862760R01	862760R01	700-8M0111056
6.2L Longblock 06-09	8M0061211	8M0095941	700-8M0111056
383 Mag Bravo 4V - Plus Series	865108R90	8M0064804	700-8M0111056
383 Mag Stroker Bravo MPI- Plus Series	865108R80	8M0064800	700-8M0111056
383 MPI Bravo FWC - Plus Series	8M0109404	8M0109404	700-8M0111056
MIE 383 Mag 4V (LH) - Plus Series	8M0061212	8M0061212	700-8M0111056
MIE 383 Mag 4V (RH) - Plus Series	8M0061213	8M0061213	700-8M0111056
MIE 383 Mag Stroker MPI - Plus Series	865108R10	865108R10	700-8M0111056
385 Perf Tune - Plus Series	8M0064807	8M0064807	700-8M0111067
383 Mag 4V Longblock, MCM & MIE (LH)	807447R02	807447R02	700-8M0111056
383 Mag Stroker Bravo MPI Longblock	865108R01	865108R01	700-8M0111056
383 Stroker Scorpion Longblock	879147R55	879147R55	700-8M0111056
MIE 383 Mag 4V (RH)	8M0062371	8M0062371	700-8M0111056
7.4L Gen V Longblock 92-96	806351R 5	806351R50	700-8M0111059
7.4L (L29) Longblock 98-02	883281R 5	883281R50	700-8M0111059
496 HO - Plus Series	8M0089472	8M0089472	700-8M0111799(1)(3)

Engine Model	Plus-Series P/N	Int'l Plus Series P/N	Pistonsw/ rings .040"(1mm) O.S.
496 HO - Plus Series	8M0089472	8M0089472	700-8M0111800(1)(4)
MIE 8.1L Horizon (Down-angle) Bobtail - Plus Series	8M0088282	8M0088282	700-8M0111799(1)(3)
MIE 8.1L Horizon (Down-angle) Bobtail - Plus Series	8M0088282	8M0088282	700-8M0111800(1)(4)
MIE 8.1L Horizon (V-Drive) Bobtail - Plus Series	8M0088283	8M0088283	700-8M0111799(1)(3)
MIE 8.1L Horizon (V-Drive) Bobtail - Plus Series	8M0088283	8M0088283	700-8M0111800(1)(4)
8.1L Longblock (01-up)	8M0086000	8M0086000	700-8M0111799(1)(3)
8.1L Longblock (01-up)	8m0086000	8M0086000	700-8M0111800(1)(4)
8.1L HO Longblock (01-up)	8M0086001	8M0086001	700-8M0111799(1)(3)
8.1L HO Longblock (01-up)	8M0086001	8M0086001	700-8M0111800(1)(4)
502 Longblock (93-01)	8M0093551	8M0062846	700-8M0111134(2)

(1) Actual O.S. is .060 in (1.52 mm)

(2) Actual O.S. is .064 in (1.62 mm)

(3) Floating Piston

(4) Non-Floating Piston

MERCURUISER

OVERSIZE BEARINGS AND VALVES CHART

OverSize Bearings & Vavles Cross Reference

Engine Model	P/N	Int'l P/N	Crankshaft Bearings - .030 (.76 mm) O.S.	Connecting Rod Bearings - .030 (.76 mm) O.S.	Intake Valve - O.S.	Exhaust Valve - O.S.
3.0L Longblock	805052R 5	8M0062850	23-8M0123479	23-8M0123485	8M0123495(1)	8M0123505(1)
4.3L Longblock 86-92	14149R 5	14149R50	23-8M0123480	23-8M0123486	8M0123495(1)	8M0136920(1)
4.3L Longblock 93-96	806347R 5	806347R50	23-8M0123480	23-8M0123486	8M0123495(1)	8M0136920(1)
4.3L Gen+ Longblock 96-99	807736R 5	807736R50	23-8M0123480	23-8M0123486	8M0123492(1)	8M0123501(1)
4.3L Gen+ Carb/TBI Longblock 00-07	862757R01	N/A	23-8M0123480	23-8M0123486	8M0123492(1)	8M0123501(1)
4.3L Gen+ MPI Longblock 02-07	864256R05	8M0063328	23-8M0123480	23-8M0123486	8M0123492(1)	8M0123501(1)
4.3L Gen+ MPI Longblock 02-07	8M0057441	8M0063328	23-8M0123480	23-8M0123486	8M0123492(1)	8M0123501(1)
4.3L Gen+ Longblock 07-16	879150R31	N/A	23-8M0123480	23-8M0123486	8M0123492(1)	8M0123501(1)
5.0L Longblock 87-95	805636R 5	805636R50	23-8M0123480	23-8M0123485	8M0123491(1)	8M0123499(1)
5.0L Gen+ Longblock	863660R05	N/A	23-8M0123480	23-8M0123485	8M0136919(1)	8M0123500(1)
5.0L Gen+ Longblock	8M0057443	N/A	23-8M0123480	23-8M0123485	8M0136919(1)	8M0123500(1)
5.7L Longblock 87-95	883944R 5	883944R50	23-8M0123480	23-8M0123485	8M0123492(1)	8M0123500(1)
5.7L Longblock (roller lifter) 91-97	807447R 5	807447R50	23-8M0123480	23-8M0123485	8M0123492(1)	8M0123500(1)
5.7L Longblock (roller lifter) 91-97, Non-rtn container	807447R60	807447R50	23-8M0123480	23-8M0123485	8M0123492(1)	8M0123500(1)
357 Bravo Longblock	807447R03	N/A	23-8M0123480	23-8M0123485	8M0123492(1)	8M0123500(1)
5.7L Gen+ Longblock 96 EFI (for use w/mech fuel pump)	860186R 5	N/A	23-8M0123480	23-8M0123485	8M0123492(1)	8M0123500(1)
5.7L Gen+ Longblock 96-15	807449R 5	807449R50	23-8M0123480	23-8M0123485	8M0123492(1)	8M0123500(1)
5.7L Gen+ MPI Longblock 02-04	863661R 5	N/A	23-8M0123480	23-8M0123485	8M0123492(1)	8M0123500(1)
5.7L Gen+ MPI Longblock 05-15 (dual knock sensors)	866138R03	N/A	23-8M0123480	23-8M0123485	8M0123492(1)	8M0123500(1)
5.7L Longblock Volvo GXi, GSi & OSi 99-15	8M0052529	N/A	23-8M0123480	23-8M0123485	8M0123492(1)	8M0123500(1)
6.2L Longblock 99-01	862760R01	N/A	23-8M0123481	23-8M0123488	8M0123492(1)	8M0123500(1)
6.2L Longblock 06-09	8M0061211	N/A	23-818465(4)	23-85701(4)	802555(4)	824317 1(4)
383 Mag 4V Longblock, MCM & MIE (LH)	807447R02	N/A	23-8M0123482(2)	23-8M0123487	8M0123492(1)	8M0123500(1)
MIE 383 Mag 4V (RH)	8M0062371	N/A	23-8M0123482(2)	23-8M0123487	8M0123492(1)	8M0123500(1)
383 Mag Stroker Bravo MPI Longblock	865108R01	N/A	31-849396(4)	849391T(4)	809992(4)	824317 1(4)
7.4L Gen V Longblock 92-96	806351R 5	806351R50	23-8M0123483	23-8M0123490	8M0123498(1)	8M0123506(1)
7.4L (L29) Longblock 98-02	883281R 5	883281R50	23-8M0123483	23-8M0123490	8M0123498(1)	8M0123506(1)
8.1L Longblock (01-up)	8M0086000	N/A	23-8M0123484	23-8M0123489	8M0123494(3)	8M0123503(3)
8.1L HO Longblock (01-up)	8M0086001	N/A	23-8M0123484	23-8M0123489	8M0123494(3)	8M0123503(3)
502 Longblock (93-01)	8M0093551	N/A	23-818473001(4)	23-85726001(4)	821024T(4)	816962(4)
502 Longblock (93-01)	8M0113061	N/A	23-818473001(4)	23-85726001(4)	821024T(4)	816962(4)
540 Stroker Longblock	8M0101598	N/A	23-818473001(4)	23-85726001(4)	N/A	N/A

MERCURISER

- (1) .015 in (.38 mm) O.S.
- (2) .020 in (.51 mm) O.S.
- (3) .030 in (.76 mm) O.S.
- (4) Standard size

QUICKSILVER VALUE SERIES LONGBLOCKS

Like the popular Quicksilver Crate Engines, the 100% new Quicksilver Value Series longblocks are not converted automobile units nor remanufactured. Quicksilver Value Series longblocks are built from scratch for Marine applications, and some are compatible for Industrial duty! Quicksilver tooled and assembles these 100% new engines to keep legacy products fully supported with superior products that are now built better than ever! Improvements to the original products include:

1 Year Limited Warranty

Black-X Valve Technology

- 21N Intake valve parent material
- 24N Exhaust valve parent material
- Plasma nitride prevents valve sticking & increases toughness
- Chrome-Cobalt alloy seats resist corrosion from alcohol fuels
- Valve life improved 42%

Hardened valve seat installed in the cylinder heads

- Hardened Intake & Exhaust seat inserts
- Premium alloy seat material

Heavy duty head and block castings

- Resist corrosion and cracking
- Higher loading capacity
- Ability to use solid engine mounts

Premium components

- 100% brass core plugs
- High volume oil pump
- Marine valve springs resist fatigue
- Super polished crankshafts using superior material and design features

100% Advanced SIM Testing

- Water and oil passages pressure tested 100%
- Phased rotational testing with hot oil validates all oil passages, bearings, and assembly
- Advanced compression testing verifies cylinder sealing and valve lash integrity
- Oil flush at completion of test removes break-in debris
- Shipped without oil to prevent spillage while in transit

No core & no container deposits

Free Freight

Parts that will need to be transferred or purchased separately

- Balancer
- Flywheel
- Spark Plugs
- Distributor
- Water pump
- Manifold gasket set
- Quicksilver Synthetic Blend 25W-40 4-Stroke Oil

LONGBLOCK ASSEMBLY



8M0128770

Quicksilver Value Series Longblock
 4 Cylinder 3.0 Liter, 181 Inline-4
 (Left-Hand Standard Rotation) 100% New Content
 Replaces 1990 & up 3.0L Marine and non-port fuel injected Industrial LMX engines. MerCruiser applications include: 1990-1997 3.0L LX engines (S/N 0C856599-0K999999), also 1998 & Up 3.0L carb & MPI MerCruiser engines (0L010042 & up). Compatible with 1999 & newer Volvo marine engines.
 Engine Features: Cast iron block, large fillet radii crankshaft, Tri-metal bearings, 9.3:1 pistons, & 1.5:1 rocker arms. Includes provision for crankshaft pilot bearing compatible with 1999 & newer Volvo engine couplers. Quicksilver cast iron cylinder heads include: hardened seats, screw in studs, Black-X valves, & exclusive Quicksilver combustion chamber design resists knock. No provision for port-mounted fuel injectors.
 135 HP 100% New Quicksilver Marine & Industrial Engine

LONGBLOCK ASSEMBLY



8M0137122

Quicksilver Value Series Longblock
 8 Cylinder 8.1 Liter, 496 V-8
 (Left-Hand Standard Rotation) 100% New Content
 Replaces 2001 & up 496 Mag & 8.1L Horizon MerCruiser, Mercury Remanufacturing, & Quicksilver base engines. Use of this service block for other makes is not recommended, nor supported. A complete repower with a Quicksilver Plus Series engine is recommended for other makes.
 Engine Features: Heavy Duty Iron Block with Splayed 4-bolt Main Bearing Caps, Priority Main Oiling System, 8.6:1 Hypereutectic Pistons, Roller Camshaft, 1.7:1 Rocker Arms, Forged Steel Crankshaft, and billet oil adapter. Quicksilver Iron Cylinder Heads feature Black-X Valve Technology, hardened seats, and shot peened marine valve springs.
 370 & 375 HP 100% New Quicksilver Marine Engine

8M0137121

Quicksilver Value Series Longblock
 8 Cylinder 8.1 Liter, 496 High Output V-8
 (Left-Hand Standard Rotation) 100% New Content
 Replaces 2001 & up 496 Mag H.O. & 8.1L H.O. MerCruiser, Mercury Remanufacturing, & Quicksilver High Output engines. Use of this service block for other makes is not recommended, nor supported. A complete repower with a Quicksilver Plus Series engine is recommended for other makes.
 Engine Features: Heavy Duty Iron Block with Splayed 4-bolt Main Bearing Caps, Priority Main Oiling System, 8.6:1 Hypereutectic Pistons, Roller Camshaft, 1.7:1 Rocker Arms, Forged Steel Crankshaft, and billet oil adapter. Quicksilver Iron Cylinder Heads feature Black-X Valve Technology, hardened seats, and shot peened marine valve springs.
 420 & 425 HP 100% New Quicksilver Marine Engine

MERCUISER *NEW* GASOLINE LONGBLOCKS

MERCUISER *NEW* GASOLINE LONGBLOCKS

These new MerCruiser longblocks include engine gaskets and have a standard P&A 1 year limited warranty.

LONGBLOCK ASSEMBLY



864626A02

Brand *NEW* Longblock
GM 4 cyl., 3.0 Liter 181 cid I/L 4
Replaces 2008-2016 MCM 3.0L MPI engines.

LONGBLOCK ASSEMBLY



800 866138A05

Brand *NEW* Longblock
GM 8 Cyl., 5.7 Liter Gen+ 350 V-8
Replaces 2008-2015 Scorpion 350 EC Tow Sports engines (s/n 0W698433 and up)

LONGBLOCK ASSEMBLY



8M0101211

Brand *NEW* Longblock
GM 6 Cyl., 4.3 Liter Gen+ 262 V6 includes TKS intake manifold
Replaces 2002-2015 4.3L TKS Gen+ engines.
NOTE: Please see MerCruiser Service Bulletin 2007-11 for additional components which may be required when replacing 4.3L engines with s/n 1A063239 and below.

LONG BLOCK ASSEMBLY



879288A06

Brand *NEW* Longblock
GM 8 Cyl., 6.2 Liter Gen+ 377 V8
Replaces 2009-2015 MCM 6.2L Gen+ MPI engines (s/n 1A345480-2A455858 and up); also 2009-2015 MIE 6.2L Gen+ MPI engines (s/n 1A091826-2A455246)

LONGBLOCK ASSEMBLY



8M0114790

Brand *NEW* Longblock
Mercury 6 Cyl., 4.5 Liter 275 V6
Replaces 2014 and newer 4.5L engines (s/n 2A441953 and up)

LONGBLOCK ASSEMBLY



8M0125139

Brand *NEW* Longblock
Mercury 8 Cyl., 6.2 Liter 377 V8
Replaces 2015-2016 6.2L engines (s/n 2A456613-2A530775)

8M0114814

Brand *NEW* Longblock
Mercury 8 Cyl., 6.2 Liter 377 V8
Replaces 2016 & newer 6.2L engines (s/n 2A530776 and newer)

MERCUISER

LONGBLOCK ASSEMBLY



8M0074038

Brand *NEW* Longblock
Mercury 8 Cyl., 8.2 Liter 502 V8 GEN-VI Block
Replaces 2010 & newer MCM/MIE 8.2L engines

MERCUISER "NEW" DIESEL LONGBLOCKS

LONGBLOCK ASSEMBLY

879172001

Brand *NEW* Longblock
VM Inline-4 Cylinder, 2.0L
115/130/150/170
Services 2007 & Newer QSD-2.0L 115/130/150/170, Tier 2 engines (s/n 88200000 & up)
Services 2014 & Newer Mercury 2.0L 115/130/150/170, Tier 3 Engines (s/n 70000000 & up)

879288036

Brand *NEW* Longblock
VM Inline-4 Cylinder, 2.8L 165
Services 1997-2004 MerCruiser/CMD 2.8L 165 Engines

896332253

Brand *NEW* Longblock
VM Inline-4 Cylinder, 2.8L 170/200
Services 2004 & Newer CMD 2.8L 170/200 Engines (s/n 88005200 & up)

879150102

Brand *NEW* Longblock
VM Inline-4 Cylinder, 2.8L 170/210/220/230
Services 2007 & Newer QSD-2.8L 170/210/220/230, Tier 2 Engines (s/n 88300000 & up)

8M0158327

Brand *NEW* Longblock
VM V6 Cylinder, 3.0L 150, 230 & 270
Services 2018 and newer Mercury Diesel 3.0L V6 - 150, 230 & 270 Engines

879831

Brand *NEW* Longblock
VM Inline-6 Cylinder, 4.2L IDI 220
Services 1990-2003 MerCruiser 4.2L 220 IDI Engines (s/n 0C849461 & up)

898272020

Brand *NEW* Longblock
VM Inline-6 Cylinder, 4.2L Mechanical Injection 200/230
Services 1997-2009 MerCruiser/CMD 4.2L 200/230 Engines

879150153

Brand *NEW* Longblock
VM Inline-6 Cylinder, 4.2L Digital Injection 250/270/300/320
Services 1997-2009 MerCruiser/CMD 250/270/300/320 Engines

879150103

Brand *NEW* Longblock
VM Inline-6 Cylinder, 4.2L 270/320/350
Services 2007 & Newer Mercury/QSD-4.2L 270/320/350, Tier 2 Engines (s/n 88400000 & up)

8M0066850

Brand *NEW* Longblock
VW Inline-4 Cylinder, 1.9L 40/50/60/75
Services Mercury 1.9L TDI 40/50/60/75, Tier 2 Engines

8M0066740

Brand *NEW* Longblock
VW V-8 Cylinder, 4.2L
Services Mercury 4.2L TDI, Tier 2 Engines

SHORTBLOCK ASSEMBLY

8M0112307

Brand "NEW" Partial Engine w/o Cyl heads
Fiat Inline-6 Cylinder, 6.7L
Services 2016 & Newer MerCruiser 135 & 150 NA Engines

8M0112308

Brand "NEW" Partial Engine w/o Cyl heads
Fiat Inline-6 Cylinder, 6.7L
Services 2016 & Newer MerCruiser 180/230/260/280 TCA and 200 TC Engines

LONGBLOCK CROSS REFERENCE CHARTS

Plus-Series Engines Longblock Cross Reference

Engine Model	Plus-Series P/N	Reman Pro-Series P/N
MCM 4.3L Alpha 4V	8M0064803	8M0063328
MCM 4.3L Gen+	807736R51	8M0063328
MCM 350 Alpha Crate	8M0079530	860186R 5
MCM 350 Gen+ Crate	8M0079531	807447R03
MCM 350 Mag MPI Alpha	8M0064799	NA

Engine Model	Plus-Series P/N	Reman Pro-Series P/N
MCM 383 Mag Stroker	8M0064800	8M0095941
MCM 383 MPI - FWC	8M0109404	8M0095941
MCM 496 HO	8M0089472	8M0137121
MIE 8.1L Horizon (V-Drive)	8M0088283	8M0137122
MIE 8.1L Horizon (Down-angle)	8M0088282	8M0137122

Long Block Cross Reference with GM block code

All long blocks include:

Engine block, crankshaft, connecting rods, pistons, rings, engine bearings, oil pump, marine gaskets, marine camshaft, lifters, timing components, brass core plugs, complete head assemblies, timing cover, oil pan, valve covers, marine water pump and a one year Quicksilver limited warranty.

New long blocks also include flywheels and harmonic balancers. New longblocks may include intake manifolds. See reference chart below.

Remanufactured long blocks DO NOT include intake manifolds, flywheels, harmonic balancers or gasket sets required for assembly.

Model	Cyl/CID/Litre	Year Range	GM Block Code	Notes	New Longblock	Reman Pro-Series P/N	Cylinder Head
120	2.5L 153 CID I/L 4	1974 - 1986	NB	2 pc RM seal	87956A 1(2)	N.L.A.	938-8M0115134(15)
2.5L	2.5L 153 CID I/L 4	1987 - 1989	NB	2 pc RM seal	87956A 1(2)	N.L.A.	938-8M0115134(15)
140	3.0L 181 CID I/L 4	1974 - 1986	RA	2 pc RM seal	87959A 1(2)	N.L.A.(2)	938-8M0115134(15)
3.0L	3.0L 181 CID I/L 4	1987 - 1989	RA	2 pc RM seal	87959A 1(2)	N.L.A.(2)	938-8M0115134(15)
3.0L	3.0L 181 CID I/L 4	1990 - 1991	RM	start 1 pc RM seal, 2.5L head	805047A 1(1)	N.L.A.	N.L.A.
3.0L	3.0L 181 CID I/L 4	1992 - 1994	RJ	2.5L head	805047A 1(1)	N.L.A.	N.L.A.
3.0L	3.0L 181 CID I/L 4	1998	RX	3.0L head, start of stamped rocker cvr	864626A01	N.L.A.	938-8M0115135(15)
3.0L	3.0L 181 CID I/L 4	1999 - 2010	RP	start of 14 in. flywheel & staggered starter mount	864626A01	N.L.A.	938-8M0115135(15)
3.0L	3.0L 181 CID I/L 4	2011	RQ		864626A01	N.L.A.	938-8M0115135(15)
3.0L	3.0L 181 CID I/L 4	2012	BL8		864626A01	N.L.A.	938-8M0115135(15)
3.0L	3.0L 181 CID I/L 4	2013 - 2016	CHB		864626A01	N.L.A.	938-8M0115135(15)
3.0L MPI	3.0L 181 CID I/L 4	2008 - 2010	RP		864626A02	N/A	938-8M0115135(15)
3.0L MPI	3.0L 181 CID I/L 4	2011	RQ		864626A02	N/A	938-8M0115135(15)
3.0L MPI	3.0L 181 CID I/L 4	2012	BL8		864626A02	N/A	938-8M0115135(15)
3.0L MPI	3.0L 181 CID I/L 4	2013 - 2016	CHB		864626A02	N/A	938-8M0115135(15)
3.0LX	3.0L 181 CID I/L 4	1990 - 1991	RN	start 1 pc RM seal, 3.0L head	864626A01	8M0062850	938-8M0115135(15)
3.0LX	3.0L 181 CID I/L 4	1992 - 1997	RK	3.0L head	864626A01	8M0062850	938-8M0115135(15)
185 (4 bbl.)	3.8L 229 CID V-6	1983 - 1984	JK		9848	N.L.A.	N.L.A.
175	4.3L 262 CID V-6	1987	KP	start of roller lifter	14149A 1	14149R50(1)	938-884740R(16)(17)
185 (2 bbl.)	4.3L 262 CID V-6	1985	KD		12178A 1	14149R50(1)	938-884740R(16)(17)
185 (2 bbl.)	4.3L 262 CID V-6	1985	KW	start of 14 in. flywheel	14149A 1	14149R50(1)	938-884740R(16)(17)
185 (2 bbl.)	4.3L 262 CID V-6	1986	KW	start of 1 pc RM seal	14149A 1	14149R50(1)	938-884740R(16)(17)
205	4.3L 262 CID V-6	1985	KJ		12179A 1	14149R50(1)	938-884740R(16)(17)
205	4.3L 262 CID V-6	1985	KR	start of 14 in. flywheel	14149A 1	14149R50(1)	938-884740R(16)(17)
205	4.3L 262 CID V-6	1986	KR	start of 1 pc RM seal	14149A 1	14149R50(1)	938-884740R(16)(17)
205	4.3L 262 CID V-6	1987	KR	start of roller lifter	14149A 1	14149R50(1)	938-884740R(16)(17)
262 Mag EFI (Gen+)	4.3L 262 CID V-6	1996 - 1997	LK	start of Gen +, GM 4bbl intake	864256A 1(13)	807736R50	938-827178R 1(16)
4.3L (2bbl.)	4.3L 262 CID V-6	1988 - 1992	KP		14149A 1	14149R50	938-884740R(16)(17)
4.3L (Gen II) (2 bbl.)	4.3L 262 CID V-6	1992 - 1993	KP	start of electric fuel pump	805613A 1	N.L.A.(5)	938-884740R(16)(17)
4.3L (Gen II) (2 bbl.)	4.3L 262 CID V-6	1993 - 1994	LJ	start of balance shaft	806346A 1	806347R50(6)	938-883296R 1(16)
4.3L (Gen II) (2 bbl.)	4.3L 262 CID V-6	1995 - 1996	LJ	start of plastic timing cover	806346A 1	806347R50(6)	938-883296R 1(16)
4.3L (Gen +) (2 bbl.)	4.3L 262 CID V-6	1998 - 1999	LJ	start of metric fasteners	864256A 1(13)	807736R50	938-827178R 1(16)
4.3L (Gen +) (2 bbl.)	4.3L 262 CID V-6	2000 - 2001	LJ	start of roller rocker arms	864256A 1(13)	8M0063328(12)	938-8M0115136(15)
4.3L (Gen +) (2 bbl.)	4.3L 262 CID V-6	2002 - 2007	LB		864256A 1(13)	8M0063328(12)	938-8M0115136(15)
4.3L (Gen +) (2 bbl.)	4.3L 262 CID V-6	2007 - 2009	LB		8M0101211	NA	938-8M0115136(15)

LONGBLOCK CROSS REFERENCE CHARTS

MERCURUISER

Model	Cyl/CID/Litre	Year Range	GM Block Code	Notes	New Longblock	Reman Pro-Series P/N	Cylinder Head
4.3L (Gen +) (2 bbl.)	4.3L 262 CID V-6	2010	ADX		8M0101211	NA	938-8M0115136(15)
4.3L (Gen +) (2 bbl.)	4.3L 262 CID V-6	2011	AD4		8M0101211	NA	938-8M0115136(15)
4.3L (Gen +) (2 bbl.)	4.3L 262 CID V-6	2012	AZR		8M0101211	NA	938-8M0115136(15)
4.3L (Gen +) (2 bbl.)	4.3L 262 CID V-6	2013	B28		8M0101211	NA	938-8M0115136(15)
4.3L (Gen +) (2 bbl.)	4.3L 262 CID V-6	2014 - 2016	CGA		8M0101211	NA	938-8M0115136(15)
4.3L EFI (Gen+) (4 bbl.)	4.3L 262 CID V-6	1998 - 1999	LK	start of metric fasteners	864256A 1(13)	807736R50	938-827178R 1(16)
4.3L EFI (Gen+) (4 bbl.)	4.3L 262 CID V-6	2000 - 2001	LK	start of roller rocker arms	864256A 1(13)	8M0063328(12)	938-8M0115136(15)
4.3L MPI	4.3L 262 CID V-6	2002	LJ		864256A 2(13)	8M0063328	938-8M0115136(15)
4.3L MPI	4.3L 262 CID V-6	2002 - 2007	LJ		864256A 2(13)	8M0063328	938-8M0115136(15)
4.3L MPI	4.3L 262 CID V-6	2007 - 2009	LJ		8M0101211	NA	938-8M0115136(15)
4.3L MPI	4.3L 262 CID V-6	2010	ADT		8M0101211	NA	938-8M0115136(15)
4.3L MPI	4.3L 262 CID V-6	2011	AD0		8M0101211	NA	938-8M0115136(15)
4.3L MPI	4.3L 262 CID V-6	2012	AZT		8M0101211	NA	938-8M0115136(15)
4.3L MPI	4.3L 262 CID V-6	2013	B27		8M0101211	NA	938-8M0115136(15)
4.3L MPI	4.3L 262 CID V-6	2014 - 2016	CG8		8M0101211	NA	938-8M0115136(15)
4.3LH (Gen+) (4 bbl.)	4.3L 262 CID V-6	1998 - 1999	LK	start of metric fasteners	864256A 1(13)	807736R50	938-827178R 1(16)
4.3LH (Gen+) (4 bbl.)	4.3L 262 CID V-6	2000 - 2001	LK	start of roller rocker arms	864256A 1(13)	8M0063328(12)	938-8M0115136(15)
4.3LX (4 bbl.)	4.3L 262 CID V-6	1988 - 1992	KR		14149A 1(1)	14149R50(1)	938-884740R(16)(17)
4.3LX (Gen II) (4 bbl.)	4.3L 262 CID V-6	1992 - 1993	KR	start of electric fuel pump	805614A 1(5)	N.L.A.(5)	938-884740R(16)(17)
4.3LX (Gen II) (4 bbl.)	4.3L 262 CID V-6	1993 - 1994	LK	start of balance shaft	806347A 1(6)	806347R50(6)	938-883296R 1(16)
4.3LX (Gen II) (4 bbl.)	4.3L 262 CID V-6	1995 - 1996	LK	start of plastic timing cover	806347A 1(6)	806347R50(6)	938-883296R 1(16)
4.3LX (Gen+) (2 bbl.)	4.3L 262 CID V-6	1996 - 1997	LJ	start of Gen +, GM 2bbl intake	864256A 1(13)	807736R50	938-827178R 1(16)
4.3LXH (Gen+) (4 bbl.)	4.3L 262 CID V-6	1996 - 1997	LK	start of Gen +, GM 4bbl intake	864256A 1(13)	807736R50	938-827178R 1(16)
198 MIE (LH)	5.0L 305 CID V-8	1977	MR		78787A 3	N.L.A.	N.L.A.
198 MIE (RH)	5.0L 305 CID V-8	1977	MS		78832A 3	N.L.A.	N.L.A.
200	5.0L 305 CID V-8	1985	MN		87968A 1 (2)	N.L.A.(2)	N.L.A.
200	5.0L 305 CID V-8	1985	MY	start of 14 in. flywheel	87968A 1 (2)	N.L.A.(2)	N.L.A.
200	5.0L 305 CID V-8	1986	PY	start of 1 pc RM seal	13412A 1	N.L.A.	N.L.A.
200	5.0L 305 CID V-8	1987	PC	start of new cylinder heads	805636A 1 (1)	805636R50(1)	N.L.A.
228	5.0L 305 CID V-8	1977 - 1980	MJ		87968A 1	N.L.A.	N.L.A.
228	5.0L 305 CID V-8	1981	PD		87968A 1	N.L.A.	N.L.A.
228	5.0L 305 CID V-8	1982 - 1984	MJ		87968A 1	N.L.A.	N.L.A.
228 MIE (LH)	5.0L 305 CID V-8	1977 - 1980	MA		87977A 1	N.L.A.	N.L.A.
228 MIE (RH)	5.0L 305 CID V-8	1977 - 1980	MB		87980A 1	N.L.A.	N.L.A.
230 MIE (LH)	5.0L 305 CID V-8	1981 - 1985	MA		87977A 1	N.L.A.	N.L.A.
230 MIE (RH)	5.0L 305 CID V-8	1981 - 1985	MB		87980A 1	N.L.A.	N.L.A.
230 MIE (LH)	5.0L 305 CID V-8	1986	PA	start of 1 pc RM seal	14153A 1	805636R50	N.L.A.
230 MIE (RH)	5.0L 305 CID V-8	1986	PB	start of 1 pc RM seal	14154A 1	N.L.A.	N.L.A.
230 MIE (LH)	5.0L 305 CID V-8	1987	PF	start of new cylinder heads	14153A 1	805636R50	N.L.A.
230 MIE (RH)	5.0L 305 CID V-8	1987	PH	start of new cylinder heads	14154A 1	N.L.A.	N.L.A.
230	5.0L 305 CID V-8	1985 - 1986	MJ		87968A 1 (2)	N.L.A.(2)	N.L.A.
230	5.0L 305 CID V-8	1986	MZ	start of 14 in. flywheel	13412A 1	N.L.A.	N.L.A.
230	5.0L 305 CID V-8	1986	PZ	start of 1 pc RM seal	13412A 1	N.L.A.	N.L.A.
230	5.0L 305 CID V-8	1987	PD	start of new cylinder heads	805636A 1(1)	805636R50(1)	N.L.A.
5.0L	5.0L 305 CID V-8	1988 - 1990	PC		805636A 1	805636R50	N.L.A.
5.0L	5.0L 305 CID V-8	1990 - 1995	ZC		805636A 1	805636R50	N.L.A.
5.0L (Gen+)	5.0L 305 CID V-8	1998 - 2001	ZA	start of Gen +, MCM 2bbl intake	8M0088396	N.L.A.	N.L.A.(18)
5.0L (Gen+)	5.0L 305 CID V-8	2002 - 2010	ZB		8M0088396	N.L.A.	N.L.A.(18)
5.0L (Gen+)	5.0L 305 CID V-8	2011	BX8		8M0088396	N.L.A.	N.L.A.(18)
5.0L (Gen+)	5.0L 305 CID V-8	2014	CHJ		8M0088396	N.L.A.	N.L.A.(18)
5.0L EFI (Gen+)	5.0L 305 CID V-8	1998 - 2001	ZA		8M0088396	N.L.A.	N.L.A.(18)
5.0L MIE (LH)	5.0L 305 CID V-8	1998 - 1988	PF		14153A 1	805636R50	N.L.A.
5.0L MIE (RH)	5.0L 305 CID V-8	1988	PH		14154A 1	N/A	N.L.A.

LONGBLOCK CROSS REFERENCE CHARTS

MERCURISER

Model	Cyl/CID/Litre	Year Range	GM Block Code	Notes	New Longblock	Reman Pro-Series P/N	Cylinder Head
5.0L MPI	5.0L 305 CID V-8	2002 - 2010	ZB		8M0088396	N/A	N.L.A.(18)
5.0L MPI	5.0L 305 CID V-8	2011	BX8		8M0088396	N/A	N.L.A.(18)
5.0L MPI	5.0L 305 CID V-8	2012 - 2014	CHJ		8M0088396	N/A	N.L.A.(18)
5.0LX	5.0L 305 CID V-8	1988 - 1990	PD		805636A 1	805636R50	N.L.A.
5.0LX	5.0L 305 CID V-8	1990 - 1995	ZD		805636A 1	805636R50	N.L.A.
898	5.0L 305 CID V-8	1977 - 1980	MN		87965A 1	N/A	N.L.A.
898	5.0L 305 CID V-8	1981	MX		87965A 1	N/A	N.L.A.
898	5.0L 305 CID V-8	1982 - 1984	MN		87965A 1	N/A	N.L.A.
250	5.7L 350 CID V-8	1977	WT		87971A 1	N.L.A.	N.L.A.
255	5.7L 350 CID V-8	1975 - 1976	WH		87971A 1	N.L.A.	N.L.A.
255 MIE (LH)	5.7L 350 CID V-8	1975	WH		87983A 3	N.L.A.	N.L.A.
255 MIE (RH)	5.7L 350 CID V-8	1975	WJ		87986A 1	N/A	N.L.A.
255 MIE (LH)	5.7L 350 CID V-8	1976 - 1980	WN		87983A 3	N.L.A.	N.L.A.
255 MIE (RH)	5.7L 350 CID V-8	1976 - 1980	WR		87986A 1	N/A	N.L.A.
260	5.7L 350 CID V-8	1978 - 1980	WT		87971A 1(2)	N.L.A.	N.L.A.
260	5.7L 350 CID V-8	1981	WS		87971A 1(2)	N.L.A.	N.L.A.
260	5.7L 350 CID V-8	1982 - 1985	WT		87971A 1(2)	N.L.A.	N.L.A.
260	5.7L 350 CID V-8	1985	WB	start of 14 in. flywheel	87971A 1(2)	N.L.A.	N.L.A.
260	5.7L 350 CID V-8	1986	AB	start of 1 pc RM seal	13415A 1(1)	N/A	N.L.A.
260	5.7L 350 CID V-8	1987	AB	start of new cylinder heads	14152A 1(1)	883944R50(1)	938-883490R 1(16)
260 MIE (LH)	5.7L 350 CID V-8	1981 - 1985	WN		87983A 3	N.L.A.(2)	N.L.A.
260 MIE (RH)	5.7L 350 CID V-8	1981 - 1985	WR		87986A 1	N/A	N.L.A.
260 MIE (LH)	5.7L 350 CID V-8	1986	AN	start of 1 pc RM seal	14155A 1	883944R50(1)	N.L.A.
260 MIE (RH)	5.7L 350 CID V-8	1986	AR	start of 1 pc RM seal	14156A 1	N.L.A.(1)	N.L.A.
260 MIE (LH)	5.7L 350 CID V-8	1987	AN	start of new cylinder heads	14155A 1	883944R50(1)	938-883490R 1(16)
260 MIE (RH)	5.7L 350 CID V-8	1987	AR	start of new cylinder heads	14156A 1	N.L.A.(1)	938-883490R 1(16)
350 Mag Alpha	5.7L 350 CID V-8	1986	AB	start of 1 pc RM seal	13415A 1	N/A	N.L.A.
350 Mag Alpha	5.7L 350 CID V-8	1987 - 1990	AS	start of new cylinder heads	14152A 1(7)	883944R50(1)	938-883490R 1(16)
350 Mag Alpha	5.7L 350 CID V-8	1990 - 1991	MS	flat tappets	14152A 1(7)	883944R50(1)	938-883490R 1(16)
350 Mag Alpha	5.7L 350 CID V-8	1991 - 1993	CD	roller lifters	821151A 1(8)	807447R50(8)	938-883490R 1(16)
350 Mag Alpha	5.7L 350 CID V-8	1993 - 1997	MD	start of plastic timing cover	807447A 1	807447R50	938-883490R 1(16)
350 Mag Alpha EFI (Gen+)	5.7L 350 CID V-8	1996	MD	start of Gen +	860186A 2	860186R50	938-8M0115137(15)
350 Mag Alpha EFI (Gen+)	5.7L 350 CID V-8	1997	MH		8M0088397	807449R50	938-883490R 1(16)
350 Mag Bravo EFI	5.7L 350 CID V-8	1995	MD		806801A 1	807447R50	938-883490R 1(16)
350 Mag Bravo MPI (Gen+)	5.7L 350 CID V-8	1996	MD	start of Gen+	860186A 2	860186R50	938-8M0115137(15)
350 Mag Bravo MPI (Gen+)	5.7L 350 CID V-8	1997	MH		8M0088397	807449R50	938-8M0115137(15)
350 Mag EFI Ski	5.7L 350 CID V-8	1994 - 1996	MD		821151A 1	807447R50	938-883490R 1(16)
350 Mag EFI Ski (Gen+)	5.7L 350 CID V-8	1996 - 1997	MH	start of Gen+	8M0088397	807449R50	938-8M0115137(15)
350 Mag MPI (Gen+)	5.7L 350 CID V-8	1998 - 2001	MH		8M0088397	807449R50	938-8M0115137(15)
350 Mag MPI (Gen+)	5.7L 350 CID V-8	2002 - 2004	MN		8M0088397	NA	938-8M0115137(15)
350 Mag MPI (Gen+)	5.7L 350 CID V-8	2005 - 2010	MC		800-866138A03	NA	938-8M0115137(15)
350 Mag MPI (Gen+)	5.7L 350 CID V-8	2011	BX2		800-866138A03	NA	938-8M0115137(15)
350 Mag MPI (Gen+)	5.7L 350 CID V-8	2012 - 2015	CHS		800-866138A03	NA	938-8M0115137(15)
350 Mag MPI Horizon (Gen+)	5.7L 350 CID V-8	2002 - 2004	MN		8M0088397	NA	938-8M0115137(15)
350 Mag MPI Horizon (Gen+)	5.7L 350 CID V-8	2005 - 2007	MC		800-866138A03	NA	938-8M0115137(15)
350 Mag MPI Horizon MIE (Gen+)	5.7L 350 CID V-8	1999 - 2001	MK		8M0088397	807449R50	938-8M0115137(15)
350 Mag MPI Horizon MIE (Gen+)	5.7L 350 CID V-8	2002 - 2004	ML		8M0088397	NA	938-8M0115137(15)
350 Mag MPI Horizon MIE (Gen+)	5.7L 350 CID V-8	2005 - 2007	ML		800-866138A03	NA	938-8M0115137(15)
350 Mag MPI MIE (Gen+)	5.7L 350 CID V-8	1998 - 2001	MK		8M0088397	807449R50	938-8M0115137(15)
350 Mag MPI MIE (Gen+)	5.7L 350 CID V-8	2002 - 2004	ML		8M0088397	NA	938-8M0115137(15)
350 Mag MPI MIE (Gen+)	5.7L 350 CID V-8	2005 - 2007	ML		800-866138A03	NA	938-8M0115137(15)
350 Mag MPI Ski	5.7L 350 CID V-8	1995 - 1996	MH		806801A 1	807447R50	938-883490R 1(16)
350 Mag MPI Ski (Gen+)	5.7L 350 CID V-8	1998 - 2001	MH		8M0088397	807449R50	938-8M0115137(15)

LONGBLOCK CROSS REFERENCE CHARTS

MERCURISER

Model	Cyl/CID/Litre	Year Range	GM Block Code	Notes	New Longblock	Reman Pro-Series P/N	Cylinder Head
350 Mag MPI Ski (Gen+)	5.7L 350 CID V-8	2002 - 2004	MN		8M0088397	NA	938-8M0115137(15)
350 Mag Ski	5.7L 350 CID V-8	1991 - 1993	CD	roller lifters	821151A 1	807447R50	938-883490R 1(16)
350 Mag Ski	5.7L 350 CID V-8	1993 - 1997	MD	start of plastic timing cover	807447A 1	807447R50	938-883490R 1(16)
5.7L - Alpha	5.7L 350 CID V-8	1988 - 1990	AB		14152A 1	883944R50	938-883490R 1(16)
5.7L - Alpha	5.7L 350 CID V-8	1990 - 1995	MB		14152A 1	883944R50	938-883490R 1(16)
5.7L - Alpha	5.7L 350 CID V-8	1996 - 1997	MJ	flat tappets	14152A 1	883944R50	938-883490R 1(16)
5.7L - Alpha	5.7L 350 CID V-8	1997	MJ	start of roller lifters	860183A 1	807447R50(8)	938-883490R 1(16)
5.7L - Bravo	5.7L 350 CID V-8	1989 - 1990	AS		14152A 1(7)	883944R50(7)	938-883490R 1(16)
5.7L - Bravo	5.7L 350 CID V-8	1990 - 1991	MS		14152A 1(7)	883944R50(7)	938-883490R 1(16)
5.7L - Bravo	5.7L 350 CID V-8	1991 - 1993	CD	start of roller lifter	821151A 1(8)	807447R50(8)	938-883490R 1(16)
5.7L - Bravo	5.7L 350 CID V-8	1993 - 1995	MD		821151A 1(8)	807447R50(8)	938-883490R 1(16)
5.7L - Bravo	5.7L 350 CID V-8	1996 - 1997	MJ	flat tappets	807315A 1(7)	883944R50(7)	938-883490R 1(16)
5.7L - Bravo	5.7L 350 CID V-8	1997	MJ	roller lifters	860183A 1	807447R50(8)	938-883490R 1(16)
5.7L (Gen+)	5.7L 350 CID V-8	1998 - 2002	MH		8M0088397	807449R50	938-8M0115137(15)
5.7L (Gen+)	5.7L 350 CID V-8	2002 - 2010	MN		8M0088397	807449R50	938-8M0115137(15)
5.7L (Gen+)	5.7L 350 CID V-8	2011	BX6		8M0088397	807449R50	938-8M0115137(15)
5.7L (Gen+)	5.7L 350 CID V-8	2012	CHR		8M0088397	807449R50	938-8M0115137(15)
5.7L EFI (TBI)	5.7L 350 CID V-8	1995	MB		821151A 1(8)	807447R50(8)	938-883490R 1(16)
5.7L EFI (TBI)	5.7L 350 CID V-8	1996	MJ	flat tappets	807315A 1(7)	883944R50(7)	938-883490R 1(16)
5.7L EFI (Gen+)	5.7L 350 CID V-8	1998 - 2001	MH		8M0088397	807449R50	938-8M0115137(15)
5.7L EFI MIE (Gen+)	5.7L 350 CID V-8	1997	MK		8M0088397	807449R50	938-8M0115137(15)
5.7L MIE (LH)	5.7L 350 CID V-8	1988 - 1990	AN		14155A 1	883944R50	938-883490R 1(16)
5.7L MIE (RH)	5.7L 350 CID V-8	1988 - 1990	AR		14156A 1	N.L.A.	938-883490R 1(16)
5.7L MIE (LH)	5.7L 350 CID V-8	1991 - 1995	MN		14155A 1(7)	883944R50(7)	938-883490R 1(16)
5.7L MIE (RH)	5.7L 350 CID V-8	1991 - 1995	MR		14156A 1	N.L.A.	938-883490R 1(16)
5.7L MIE (LH)	5.7L 350 CID V-8	1996 - 1997	MM	start of roller lifters	807448A 1(8)	807447R50(8)	938-883490R 1(16)
5.7L MIE (Gen+)	5.7L 350 CID V-8	1998 - 2002	MK		8M0088397	807449R50	938-8M0115137(15)
5.7L MIE (Gen+)	5.7L 350 CID V-8	2003 - 2010	ML		8M0088397	807449R50	938-8M0115137(15)
5.7L MIE (Gen+)	5.7L 350 CID V-8	2011	BX5		8M0088397	807449R50	938-8M0115137(15)
5.7L MIE (Gen+)	5.7L 350 CID V-8	2012 - 2015	CHP		8M0088397	807449R50	938-8M0115137(15)
5.7L MPI Horizon MIE	5.7L 350 CID V-8	2008 - 2010	ML		800-866138A03	NA	938-8M0115137(15)
5.7L MPI Horizon MIE	5.7L 350 CID V-8	2011	BX5X		800-866138A03	NA	938-8M0115137(15)
5.7L MPI Horizon MIE	5.7L 350 CID V-8	2012 - 2015	CHPX		800-866138A03	NA	938-8M0115137(15)
5.7L MPI MIE	5.7L 350 CID V-8	2008 - 2010	ML		800-866138A03	NA	938-8M0115137(15)
5.7L MPI MIE	5.7L 350 CID V-8	2011	BX5X		800-866138A03	NA	938-8M0115137(15)
5.7L MPI MIE	5.7L 350 CID V-8	2012 - 2015	CHPX		800-866138A03	NA	938-8M0115137(15)
5.7L MPI Ski	5.7L 350 CID V-8	2008 - 2010	MC		800-866138A03	NA	938-8M0115137(15)
5.7L MPI Ski	5.7L 350 CID V-8	2011	BX2		800-866138A03	NA	938-8M0115137(15)
5.7L MPI Ski	5.7L 350 CID V-8	2012 - 2015	CHS		800-866138A03	NA	938-8M0115137(15)
5.7L Ski (LH)	5.7L 350 CID V-8	1985	WB		13415A 1(11)	N/A	N.L.A.
5.7L Ski (RH)	5.7L 350 CID V-8	1985	WR		87986A 1(11)	N/A	N.L.A.
5.7L Ski (LH)	5.7L 350 CID V-8	1986 - 1990	AB	start of 1 pc RM seal	14152A 1	883944R50	938-883490R 1(16)
5.7L Ski (RH)	5.7L 350 CID V-8	1986 - 1990	AR	start of 1 pc RM seal	14156A 1	N.L.A.	938-883490R 1(16)
5.7L Ski (LH)	5.7L 350 CID V-8	1990 - 1995	MB		14152A 1	883944R50	938-883490R 1(16)
5.7L Ski (RH)	5.7L 350 CID V-8	1990 - 1993	MR		14156A 1	N.L.A.	938-883490R 1(16)
5.7L Ski (RH)	5.7L 350 CID V-8	1993 - 1995	NR		14156A 1	N.L.A.	938-883490R 1(16)
5.7L Ski	5.7L 350 CID V-8	1996 - 1997	MJ	flat tappets	807315A 1(7)	883944R50(7)	938-883490R 1(16)
5.7L Ski (2 bbl)	5.7L 350 CID V-8	1998 - 2002	MH		8M0088397	807449R50	938-8M0115137(15)
5.7L Ski (2 bbl)	5.7L 350 CID V-8	2002 - 2010	MN		8M0088397	807449R50	938-8M0115137(15)
5.7L Ski (2 bbl)	5.7L 350 CID V-8	2011	BX6		8M0088397	807449R50	938-8M0115137(15)
5.7L Ski (2 bbl)	5.7L 350 CID V-8	2012	CHR		8M0088397	807449R50	938-8M0115137(15)
5.7L Ski (4 bbl)	5.7L 350 CID V-8	2007 - 2010	MC		800-866138A03	NA	938-8M0115137(15)
5.7L Ski (4 bbl)	5.7L 350 CID V-8	2011	BX2		800-866138A03	NA	938-8M0115137(15)
5.7L Ski (4 bbl)	5.7L 350 CID V-8	2012 - 2015	CHS		800-866138A03	NA	938-8M0115137(15)

LONGBLOCK CROSS REFERENCE CHARTS

MERCURISER

Model	Cyl/CID/Litre	Year Range	GM Block Code	Notes	New Longblock	Reman Pro-Series P/N	Cylinder Head
5.7LX	5.7L 350 CID V-8	1996 - 1997	MD		807447A 1	807447R50	938-883490R 1(16)
5.7LX Bravo EFI (Gen+)	5.7L 350 CID V-8	1996	MH		860186A 2	860186R50	938-8M0115137(15)
5.7LX Bravo EFI (Gen+)	5.7L 350 CID V-8	1997	MH		8M0088397	807449R50	938-8M0115137(15)
5.7LX EFI (TBI)	5.7L 350 CID V-8	1996 - 1997	MD		807447A 1	807447R50	938-883490R 1(16)
Black Scorpion Ski	5.7L 350 CID V-8	1996 - 2001	MH		8M0088397	807449R50	938-8M0115137(15)
Black Scorpion Ski	5.7L 350 CID V-8	2002 - 2007	MN		8M0088397	NA	938-8M0115137(15)
Scorpion 350	5.7L 350 CID V-8	2008 - 2010	MC		8M0088397	NA	938-8M0115137(15)
Scorpion 350	5.7L 350 CID V-8	2011	BX2		8M0088397	NA	938-8M0115137(15)
Scorpion 350	5.7L 350 CID V-8	2012 - 2015	CHS		8M0088397	NA	938-8M0115137(15)
Scorpion 350 EC	5.7L 350 CID V-8	2008 - 2011	BX6S		800-866138A05	N/A	938-8M0115137(15)
Scorpion 350 EC	5.7L 350 CID V-8	2012 - 2015	CHRS		800-866138A05	N/A	938-8M0115137(15)
377 Mag	6.2L 377 CID V-8	2008 - 2009	MNB		865108A02	8M0095941	938-8M0115137(15)
377 Mag	6.2L 377 CID V-8	2009 - 2010	MNC		879288A06	N/A	900-8M0061735(18)
377 Mag	6.2L 377 CID V-8	2011	BX6C		879288A06	N/A	900-8M0061735(18)
377 Mag	6.2L 377 CID V-8	2012 - 2015	CHRC		879288A06	N/A	900-8M0061735(18)
MX 6.2L MPI	6.2L 377 CID V-8	2000 - 2001	MNA		865108A01	N.L.A.	938-8M0115137(15)
MX 6.2L MPI	6.2L 377 CID V-8	2002 - 2007	MNB		865108A02	8M0095941	938-8M0115137(15)
MX 6.2L MPI Horizon	6.2L 377 CID V-8	2002 - 2007	MNB		865108A02	8M0095941	938-8M0115137(15)
MX 6.2L MPI Horizon MIE	6.2L 377 CID V-8	2002 - 2009	MLB		865108A02	8M0095941	938-8M0115137(15)
MX 6.2L MPI Horizon MIE	6.2L 377 CID V-8	2009 - 2010	MLC		879288A06	N/A	900-8M0061735(18)
MX 6.2L MPI Horizon MIE	6.2L 377 CID V-8	2011	BX5C		879288A06	N/A	900-8M0061735(18)
MX 6.2L MPI Horizon MIE	6.2L 377 CID V-8	2012 - 2015	CHPC		879288A06	N/A	900-8M0061735(18)
MX 6.2L MPI MIE	6.2L 377 CID V-8	1999 - 2001	MLA		865108A01	N.L.A.	938-8M0115137(15)
MX 6.2L MPI MIE	6.2L 377 CID V-8	2002 - 2009	MLB		865108A02	8M0095941	938-8M0115137(15)
MX 6.2L MPI MIE	6.2L 377 CID V-8	2009 - 2010	MLC		879288A06	N/A	900-8M0061735(18)
MX 6.2L MPI MIE	6.2L 377 CID V-8	2011	BX5C		879288A06	N/A	900-8M0061735(18)
MX 6.2L MPI MIE	6.2L 377 CID V-8	2012 - 2015	CHPC		879288A06	N/A	900-8M0061735(18)
MX 6.2L MPI Ski	6.2L 377 CID V-8	2002 - 2009	MNB		865108A02	8M0095941	938-8M0115137(15)
MX 6.2L MPI Ski	6.2L 377 CID V-8	2009 - 2010	MNC		879288A06	N/A	900-8M0061735(18)
MX 6.2L MPI Ski	6.2L 377 CID V-8	2011	BX6C		879288A06	N/A	900-8M0061735(18)
MX 6.2L MPI Ski	6.2L 377 CID V-8	2012 - 2015	CHRC		879288A06	N/A	900-8M0061735(18)
MX 6.2L Black Scorpion Ski	6.2L 377 CID V-8	2001	MNA		865108A01	N.L.A.	938-8M0115137(15)
MX 6.2L Black Scorpion Ski	6.2L 377 CID V-8	2001 - 2007	MNB		865108A02	8M0095941	938-8M0115137(15)
Scorpion 377	6.2L 377 CID V-8	2008 - 2009	MNB		865108A02	8M0095941	938-8M0115137(15)
Scorpion 377	6.2L 377 CID V-8	2009 - 2010	MNB		879288A06	N/A	900-8M0061735(18)
Scorpion 377	6.2L 377 CID V-8	2011	BX6C		879288A06	N/A	900-8M0061735(18)
Scorpion 377	6.2L 377 CID V-8	2012 - 2015	CHRC		879288A06	N/A	900-8M0061735(18)
Scorpion 377 HO EC	6.2L 377 CID V-8	2009 - 2010	MNC		800-866138A06	N/A	900-879288A53(15)
Scorpion 377 HO EC	6.2L 377 CID V-8	2011	BX6H		800-866138A06	N/A	900-879288A53(15)
Scorpion 377 HO EC	6.2L 377 CID V-8	2012 - 2015	CHRH		800-866138A06	N/A	900-879288A53(15)
330	7.4L 454 CID V-8	1977 - 1981	XS		18706A 1	N.L.A.	N.L.A.
330	7.4L 454 CID V-8	1982 - 1987	XY		87989A 1	N.L.A.	N.L.A.
330 MIE (LH)	7.4L 454 CID V-8	1977 - 1979	XN		87989A 1	N.L.A.	N.L.A.
330 MIE (RH)	7.4L 454 CID V-8	1977 - 1979	XR		87992A 1	N.L.A.	N.L.A.
330 MIE (LH)	7.4L 454 CID V-8	1980	XY		87989A 1	N.L.A.	N.L.A.
330 MIE (RH)	7.4L 454 CID V-8	1980	XZ		87992A 1	N.L.A.	N.L.A.
340 MIE (LH)	7.4L 454 CID V-8	1981 - 1984	XY		87989A 1	N.L.A.	N.L.A.
340 MIE (RH)	7.4L 454 CID V-8	1981 - 1984	XZ		87992A 1	N.L.A.	N.L.A.
340 MIE (LH)	7.4L 454 CID V-8	1985	XYY		87989A 1	N.L.A.	N.L.A.
340 MIE (RH)	7.4L 454 CID V-8	1985	XZZ		87992A 1	N.L.A.	N.L.A.
340 MIE (LH)	7.4L 454 CID V-8	1985 - 1987	XY		87989A 1	N.L.A.	N.L.A.
340 MIE (RH)	7.4L 454 CID V-8	1985 - 1987	XZ		87992A 1	N.L.A.	N.L.A.

LONGBLOCK CROSS REFERENCE CHARTS

MERCURISER

Model	Cyl/CID/Litre	Year Range	GM Block Code	Notes	New Longblock	Reman Pro-Series P/N	Cylinder Head
454 Mag Alpha	7.4L 454 CID V-8	1986 - 1988	XS		18706A 1	N.L.A.	N.L.A.
454 Mag Bravo	7.4L 454 CID V-8	1988 - 1992	XA		44575A 1	N.L.A.	N.L.A.
454 Mag Bravo (Gen V)	7.4L 454 CID V-8	1992 - 1994	XA		806352A 1	N.L.A.	938-8M0115141(15)
454 Mag Bravo (Gen V)	7.4L 454 CID V-8	1995	XAA		806352A 1	N.L.A.	938-8M0115141(15)
454 Mag Bravo (Gen V)	7.4L 454 CID V-8	1996	XA		806352A 1	N.L.A.	938-8M0115141(15)
454 Mag Bravo (Gen VI)	7.4L 454 CID V-8	1996 - 1997	XA	start of roller lifters	807744A3	N.L.A.	938-8M0115141(15)
454 Mag EFI (Gen V)	7.4L 454 CID V-8	1994 - 1996	UA		806352A 1	N.L.A.	938-8M0115141(15)
454 Mag EFI Ski (Gen V)	7.4L 454 CID V-8	1995 - 1996	UA		806352A 1	N.L.A.	938-8M0115141(15)
454 Mag MPI (Gen VI)	7.4L 454 CID V-8	1996 - 2001	UA	start of roller lifters	807744A3	N.L.A.	938-8M0115141(15)
454 Mag MPI Horizon MIE	7.4L 454 CID V-8	1998 - 2001	UA		807744A3	N.L.A.	938-8M0115141(15)
454 Mag Ski (MPI) (Gen VI)	7.4L 454 CID V-8	1996 - 1997	UA	start of roller lifters	807744A3	N.L.A.	938-8M0115141(15)
7.4L Bravo	7.4L 454 CID V-8	1988 - 1991	XW		18706A 1	N.L.A.	N.L.A.
7.4L Bravo I & II (Gen V)	7.4L 454 CID V-8	1992 - 1996	XW		806351A 1	806351R50	938-883492R 1(16)
7.4L Bravo III (Gen V)	7.4L 454 CID V-8	1993	UW	cast piston, GM Hi-rise intake	806359A 1	806351R50	938-883492R 1(16)
7.4L Bravo III (Gen V)	7.4L 454 CID V-8	1993 - 1994	UB	forged piston	806359A 1	806351R50	938-883492R 1(16)
7.4L Bravo III (Gen V)	7.4L 454 CID V-8	1994 - 1996	XX	new design cast pistons	806359A 1	806351R50	938-883492R 1(16)
7.4L Bravo (Gen VI)	7.4L 454 CID V-8	1996 - 1997	XW	start of roller lifters	807739A 1	N.L.A.	938-883492R 1(16)
7.4L EFI MIE (Gen VI) (LH)	7.4L 454 CID V-8	1996 - 1997	UK	start of roller lifters	807739A 1	N.L.A.	938-883492R 1(16)
7.4L MIE (LH)	7.4L 454 CID V-8	1988 - 1992	XY		87989A 1	N.L.A.	N.L.A.
7.4L MIE (RH)	7.4L 454 CID V-8	1988 - 1992	XZ		87992A 1	N.L.A.	N.L.A.
7.4L MIE (Gen V)	7.4L 454 CID V-8	1992 - 1996	XY		806351A 1	806351R50	938-883492R 1(16)
7.4L MIE (Gen VI)	7.4L 454 CID V-8	1996 - 1997	XZ		807739A 1	N.L.A.	938-883492R 1(16)
7.4L MPI (Gen VI)	7.4L 454 CID V-8	1998 - 2001	XW	L29 block	861097A 2	883281R50	938-884742R(16)
7.4L MPI MIE (Gen V)	7.4L 454 CID V-8	1995 - 1996	UD		806351A 1	806351R50	938-883492R 1(16)
7.4L MPI MIE (Gen VI)	7.4L 454 CID V-8	1996 - 1997	UD	start of roller lifters	807739A 1	N.L.A.	938-883492R 1(16)
7.4L MIE MPI (Gen VI)	7.4L 454 CID V-8	1998 - 2001	XY	L29 block	861097A 2	883281R50	938-884742R(16)
7.4LX Bravo EFI (Gen VI)	7.4L 454 CID V-8	1996 - 1997	UJ	start of roller lifters	807739A 1	N.L.A.	938-883492R 1(16)
7.4LX Bravo MPI (Gen V)	7.4L 454 CID V-8	1996	UC		807161A 1	806351R50	938-883492R 1(16)
7.4LX Bravo MPI (Gen V)	7.4L 454 CID V-8	1996 - 1997	UC	start of roller lifters	807739A 1	N.L.A.	938-883492R 1(16)
496 Mag	8.1L 496 CID V-8	2001 - 2003	XW		865752A01	8M0137122	900-8M0091709(16)
496 Mag	8.1L 496 CID V-8	2004	WW		865752A01	8M0137122	900-8M0091709(16)
496 Mag	8.1L 496 CID V-8	2004	ZW	start of floating piston	865752A01	8M0137122	900-8M0091709(16)
496 Mag	8.1L 496 CID V-8	2005 - 2009	XW		865752A01	8M0137122	900-8M0091709(16)
496 Mag	8.1L 496 CID V-8	2010	A6D		865752A01	8M0137122	900-8M0091709(16)
496 Mag HO	8.1L 496 CID V-8	2001 - 2003	XA	steel crank	N.L.A.	8M0137121	900-8M0091709(16)
496 Mag HO	8.1L 496 CID V-8	2004	WA	cast crank	N.L.A.	8M0137121	900-8M0091709(16)
496 Mag HO	8.1L 496 CID V-8	2004	ZA	start of floating piston	N.L.A.	8M0137121	900-8M0091709(16)
496 Mag HO	8.1L 496 CID V-8	2005 - 2009	XA		N.L.A.	8M0137121	900-8M0091709(16)
496 Mag HO	8.1L 496 CID V-8	2010	A6B		N.L.A.	8M0137121	900-8M0091709(16)
8.1S MIE	8.1L 496 CID V-8	2001 - 2003	XY		865752A01	8M0137122	900-8M0091709(16)
8.1S MIE	8.1L 496 CID V-8	2004	WY		865752A01	8M0137122	900-8M0091709(16)
8.1S MIE	8.1L 496 CID V-8	2004	ZY	start of floating piston	865752A01	8M0137122	900-8M0091709(16)
8.1S MIE	8.1L 496 CID V-8	2005 - 2009	XY		865752A01	8M0137122	900-8M0091709(16)
8.1S MIE	8.1L 496 CID V-8	2010	A6F		865752A01	8M0137122	900-8M0091709(16)
8.1S HO MIE	8.1L 496 CID V-8	2001 - 2003	XF	steel crank	N.L.A.	8M0137121	900-8M0091709(16)
8.1S HO MIE	8.1L 496 CID V-8	2004	WF	cast crank	N.L.A.	8M0137121	900-8M0091709(16)
8.1S HO MIE	8.1L 496 CID V-8	2004	ZF	start of floating piston	N.L.A.	8M0137121	900-8M0091709(16)
8.1S HO MIE	8.1L 496 CID V-8	2005 - 2009	XF		N.L.A.	8M0137121	900-8M0091709(16)
8.1S HO MIE	8.1L 496 CID V-8	2010	A6C		N.L.A.	8M0137121	900-8M0091709(16)
500	8.2L 502 CID V-8	1992 - 1997	HJ		848170A 8	N.L.A.	938-8M0115143(15)
500 EFI	8.2L 502 CID V-8	1999 - 2001	HJ		844500A 8	N.L.A.	938-8M0115143(15)
500 EFI	8.2L 502 CID V-8	2002 - 2009	-	assembled completely by Racing	844500A 8	N.L.A.	938-8M0115143(15)

LONGBLOCK CROSS REFERENCE CHARTS

Model	Cyl/CID/Litre	Year Range	GM Block Code	Notes	New Longblock	Reman Pro-Series P/N	Cylinder Head
502 Mag Bravo	8.2L 502 CID V-8	1990 - 1992	FJ		816287A 1	N.L.A.	N.L.A.
502 Mag Bravo (Gen V)	8.2L 502 CID V-8	1992 - 1993	FJ		807745A05	8M0062846	938-8M0115141(15)
502 Mag EFI (Gen V)	8.2L 502 CID V-8	1993 - 1995	HJ		807745A05	8M0062846	938-8M0115141(15)
502 Mag MPI (Gen VI)	8.2L 502 CID V-8	1996 - 2001	HJ	start of roller lifters	807745A05	8M0062846	938-8M0115141(15)
525 EFI	8.2L 502 CID V-8	2003 - 2005	'-	assembled completely by Racing	841178A 1	N.L.A.	N/A
525 EFI	8.2L 502 CID V-8	2006 - 2019	'-	assembled completely by Racing	841178A05	N.L.A.	N/A
575 SCi	8.2L 502 CID V-8	2001	HJ		844575A7	N.L.A.	N/A
575 SCi	8.2L 502 CID V-8	2002 - 2005	'-	assembled completely by Racing	844575A7	N.L.A.	N/A
600 SCi	8.2L 502 CID V-8	2005 - 2019	'-		844200A08	N.L.A.	N/A
8.2L Mag EC	8.2L 502 CID V-8	2010 - 2019	'-	assembled completely by Mercury	8M0074038	N/A	900-8M0046344(15)
8.2L MIE EC	8.2L 502 CID V-8	2010 - 2019	'-	assembled completely by Mercury	8M0074038	N/A	900-8M0046344(15)
8.2L MIE	8.2L 502 CID V-8	1990 - 1992	FH		815875A 1	N/A	N.L.A.
8.2L MIE (Gen V)	8.2L 502 CID V-8	1993 - 1996	FH		807745A05	8M0062846	938-8M0115141(15)
8.2L MIE (Gen V)	8.2L 502 CID V-8	1996	HH		807745A05	N.L.A.	938-8M0115141(15)
8.2L MIE MPI (Gen VI) (LH)	8.2L 502 CID V-8	1996 - 2001	HH	start of roller lifters	807745A05	N.L.A.	938-8M0115141(15)

- (1) 1 pc. Rear main seal
- (2) 2 pc. Rear main seal
- (5) Gen II w/o balance shaft
- (6) Gen II w/balance shaft
- (7) Flat Tappet & camshaft
- (8) Roller Lifter & camshaft
- (11) See MCM S.B. 86-22
- (12) w/o crank position sensor
- (13) See MerCruiser Service Bulletin 2007-11
- (14) Order 805052R5
- (15) Brand new fully assembled cylinder heads
- (16) Reman fully assembled cylinder heads
- (17) Will require replacing the original rocker arms with Rocer Arm & Ball kit p/n 824335T
- (18) Brand new bare cylinder heads

Longblock Cross Reference

All longblocks include:

Engine block, crankshaft, connecting rods, pistons, rings, engine bearings, oil pump, marine gaskets, marine camshaft, lifters, timing components, brass core plugs, complete head assemblies, timing cover, oil pan, valve covers, marine water pump and a one year Quicksilver limited warranty.

New longblocks also include flywheels and harmonic balancers. New longblocks may include intake manifolds. See reference chart below.

Remanufactured longblocks DO NOT include intake manifolds, flywheels, harmonic balancers or gasket sets required for assembly.

Model	Cyl/CID/Litre	Year Range	Serial # Range	New Part Number	New P/N Status	Reman Pro-Series P/N
110	2.5L 153 CID I/L 4	1963 - 1966	1537370 - 2044033	87956A 1	N.L.A.	N.L.A.
120	2.5L 153 CID I/L 4	1964 - 1986	1666601 - 0B531853	87956A 1	N.L.A.	N.L.A.
2.5L	2.5L 153 CID I/L 4	1987 - 1989	0B531854 - 0C853255	87956A 1	N.L.A.	N.L.A.
140	3.0L 181 CID I/L 4	1968 - 1986	2508261 - 0B450800	87959A 1(2)	N.L.A.	N.L.A.(2)
3.0L	3.0L 181 CID I/L 4	1989	0B450801 - 0C856558	87959A 1(2)	N.L.A.	N.L.A.(2)
3.0L	3.0L 181 CID I/L 4	1990 - 1994	0C856451 - 0F603999	805047A 1	N.L.A.	N.L.A.(14)
3.0L	3.0L 181 CID I/L 4	1998 - 2019	0L010042 and up	864626A01	Active	N/A
3.0L MPI	3.0L 181 CID I/L 4	2008 - 2019	1A072812 and up	864626A02	Active	N.L.A.
3.0LX	3.0L 181 CID I/L 4	1990 - 1995	0C856559 - 0F603999	864626A01	Active	8M0062850
3.0LX	3.0L 181 CID I/L 4	1996 - 1997	0F604000 - 0K999999	864626A01	Active	N/A
165	3.7L 224 CID I/L 4	1987	0B434941 - 0B774251	72775A16	N.L.A.	N.L.A.
170	3.7L 224 CID I/L 4	1985 - 1986	6916779 - 0B434940	72775A16	N.L.A.	N.L.A.
180	3.7L 224 CID I/L 4	1987 - 1986	0B436391 - 0B775248	72775A16	N.L.A.	N.L.A.
190	3.7L 224 CID I/L 4	1985 - 1986	6916779 - 0B436390	72775A16	N.L.A.	N.L.A.
3.7L	3.7L 224 CID I/L 4	1988 - 1989	0B774252 - 0C762299	72775A16	N.L.A.	N.L.A.

LONGBLOCK CROSS REFERENCE CHARTS

MERCURUISER

Model	Cyl/CID/Litre	Year Range	Serial # Range	New Part Number	New P/N Status	Reman Pro-Series P/N
3.7LX	3.7L 224 CID I/L 4	1988 - 1989	0B775249 - 0C762299	72775A16	N.L.A.	N.L.A.
470	3.7L 224 CID I/L 4	1976 - 1984	4208730 - 6916778	72775A16	N.L.A.	N.L.A.
485	3.7L 224 CID I/L 4	1980 - 1982	5685394 - 6218036	72775A16	N.L.A.	N.L.A.
488	3.7L 224 CID I/L 4	1983 - 1984	6170297 - 6916778	72775A16	N.L.A.	N.L.A.
185 (4 bbl.)	3.8L 229 CID V-6	1983 - 1984	6330183 - 6919655	9848	N.L.A.	N.L.A.
175	4.3L 262 CID V-6	1987	0B527955 - 0B773242	14149A 1	N.L.A.	14149R50(1)
185 (2 bbl.)	4.3L 262 CID V-6	1985 - 1986	0A331455 - 0B527954	12178A 1	N.L.A.	14149R50(1)
205	4.3L 262 CID V-6	1985 - 1986	0A331455 - 0B527954	12179A 1	N.L.A.	14149R50(1)
205	4.3L 262 CID V-6	1987	0B527955 - 0B775129	14149A 1	N.L.A.	14149R50(1)
262 Mag EFI (Gen+)	4.3L 262 CID V-6	1996 - 1997	0F803800 - 0K99999	864256A 1(13)	N.L.A.	807736R50
4.3L (2bbl.)	4.3L 262 CID V-6	1988 - 1992	0B773243 - 0D714106	14149A 1	N.L.A.	14149R50
4.3L (Gen II) (2 bbl.)	4.3L 262 CID V-6	1992 - 1993	0D714107 - 0F000877	805613A 1	N.L.A.	N.L.A.(5)
4.3L (Gen II) (2 bbl.)	4.3L 262 CID V-6	1993 - 1996	0F000878 - 0F802999	806346A 1	N.L.A.	806347R50(6)
4.3L (Gen +) (2 bbl.)	4.3L 262 CID V-6	1998 - 1999	0L010044 - 0L603999	864256A 1(13)	N.L.A.	807736R50
4.3L (Gen +) (2 bbl.)	4.3L 262 CID V-6	2000 - 2001	0L604000 - 0M324697	864256A 1(13)	N.L.A.	8M0063328
4.3L (Gen +) (2 bbl.)	4.3L 262 CID V-6	2002 - 2007	0M324698 - 1A063239	8M0101211(13)	Active	8M0063328
4.3L (Gen +) (2 bbl.)	4.3L 262 CID V-6	2007 - 2019	1A063240 and up	8M0101211	Active	N/A
4.3L EFI (Gen+) (4 bbl.)	4.3L 262 CID V-6	1998 - 1999	0L012009 - 0L603999	864256A 1(13)	N.L.A.	807736R50
4.3L EFI (Gen+) (4 bbl.)	4.3L 262 CID V-6	2000 - 2001	0L604000 - 0M299999	864256A 1(13)	N.L.A.	8M0063328
4.3L MPI	4.3L 262 CID V-6	2002	0M300000 - 0M324697	864256A 2(13)	N.L.A.	8M0063328
4.3L MPI	4.3L 262 CID V-6	2002 - 2007	0M324698 - 1A063239	8M0101211(13)	Active	8M0063328
4.3L MPI	4.3L 262 CID V-6	2007 - 2019	1A063240 and up	8M0101211	Active	N/A
4.3LH (Gen+) (4 bbl.)	4.3L 262 CID V-6	1998 - 1999	0L010044 - 0L603999	864256A 1(13)	N.L.A.	807736R50
4.3LH (Gen+) (4 bbl.)	4.3L 262 CID V-6	2000 - 2002	0L604000 - 0M614999	864256A 1(13)	N.L.A.	8M0063328
4.3LX (4 bbl.)	4.3L 262 CID V-6	1988 - 1992	0B775130 - 0D714106	14149A 1(1)	N.L.A.	14149R50(1)
4.3LX (Gen II) (4 bbl.)	4.3L 262 CID V-6	1992 - 1993	0D714370 - 0F001219	805614A 1(5)	N.L.A.	N.L.A.(5)
4.3LX (Gen II) (4 bbl.)	4.3L 262 CID V-6	1993 - 1996	0F001220 - 0F802999	806347A 1(6)	N.L.A.	806347R50(6)
4.3LX (Gen+) (2 bbl.)	4.3L 262 CID V-6	1996 - 1997	0F803000 - 0K999999	864256A 1(13)	N.L.A.	807736R50
4.3LXH (Gen+) (4 bbl.)	4.3L 262 CID V-6	1996 - 1997	0F803114 - 0K999999	864256A 1(13)	N.L.A.	807736R50
198 MIE (LH)	5.0L 305 CID V-8	1977	4776402 - 4931099	78787A 3	N.L.A.	N.L.A.
198 MIE (RH)	5.0L 305 CID V-8	1977	4776402 - 4931099	78832A 3	N.L.A.	N.L.A.
200	5.0L 305 CID V-8	1985	6899058 - 0A482026	87968A 1 (2)	N.L.A.	N.L.A.(2)
200	5.0L 305 CID V-8	1986	0A482027 - 0B525981	13412A 1	N.L.A.	N.L.A.
200	5.0L 305 CID V-8	1987	0B525982 - 0B774444	805636A 1 (1)	N.L.A.	805636R50(1)
228	5.0L 305 CID V-8	1977 - 1984	4765100 - 6899268	87968A 1	N.L.A.	N.L.A.
228 MIE (LH)	5.0L 305 CID V-8	1977 - 1980	4765100 - 5907057	87977A 1	N.L.A.	N.L.A.
228 MIE (RH)	5.0L 305 CID V-8	1977 - 1980	4765100 - 5907057	87980A 1	N.L.A.	N.L.A.
230 MIE (LH)	5.0L 305 CID V-8	1981 - 1987	5907058 - 0B522505	87977A 1	N.L.A.	N.L.A.
230 MIE (RH)	5.0L 305 CID V-8	1981 - 1987	5907058 - 0B522505	87980A 1	N.L.A.	N.L.A.
230 MIE (LH)	5.0L 305 CID V-8	1987	0B522506 - 0B788151	14153A 1	N.L.A.	805636R50
230 MIE (RH)	5.0L 305 CID V-8	1987	0B522506 - 0B788151	14154A 1	N.L.A.	N.L.A.
230	5.0L 305 CID V-8	1985 - 1986	6899268 - 0A482026	87968A 1 (2)	N.L.A.	N.L.A.(2)
230	5.0L 305 CID V-8	1986	0A482027 - 0B525981	13412A 1	N.L.A.	N.L.A.
230	5.0L 305 CID V-8	1987	0B525982 - 0B773739	805636A 1(1)	N.L.A.	805636R50(1)
5.0L	5.0L 305 CID V-8	1988 - 1995	0B774445 - 0F600999	805636A 1	N.L.A.	805636R50
5.0L (Gen+)	5.0L 305 CID V-8	1998 - 2019	0L015751 and up	8M0088396	Active	N.L.A.
5.0L EFI (Gen+)	5.0L 305 CID V-8	1998 - 2001	0L012052 - 0M299999	8M0088396	Active	N.L.A.
5.0L MIE (LH)	5.0L 305 CID V-8	1998	0B788152 - 0C396832	14153A 1	N.L.A.	805636R50
5.0L MIE (RH)	5.0L 305 CID V-8	1988	0B788152 - 0C396832	14154A 1	N.L.A.	N/A
5.0L MPI	5.0L 305 CID V-8	2002 - 2019	0M300000 and up	8M0088396	Active	N/A
5.0LX	5.0L 305 CID V-8	1988 - 1995	0B773740 - 0F600999	805636A 1	N.L.A.	805636R50
898	5.0L 305 CID V-8	1977 - 1984	4762210 - 6899057	87965A 1	N.L.A.	N/A

LONGBLOCK CROSS REFERENCE CHARTS

MERCURISER

Model	Cyl/CID/Litre	Year Range	Serial # Range	New Part Number	New P/N Status	Reman Pro-Series P/N
250	5.7L 350 CID V-8	1977	4768000 - 4908849	87971A 1	N.L.A.	N.L.A.
255	5.7L 350 CID V-8	1975 - 1976	4175500 - 4767999	87971A 1	N.L.A.	N.L.A.
255 MIE (LH)	5.7L 350 CID V-8	1975 - 1980	4175500 - 5907057	87983A 3	N.L.A.	N.L.A.
255 MIE (RH)	5.7L 350 CID V-8	1975 - 1980	4175000 - 5907057	87986A 1	N.L.A.	N/A
260	5.7L 350 CID V-8	1978 - 1986	4908850 - 0A474502	87971A 1(2)	N.L.A.	N.L.A.(2)
260	5.7L 350 CID V-8	1986	0A474503 - 0B525981	13415A 1	N.L.A.	N/A
260	5.7L 350 CID V-8	1987	0B525982 - 0B773304	14152A 1(1)	N.L.A.	883944R50(1)
260 MIE (LH)	5.7L 350 CID V-8	1981 - 1987	5907058 - 0B522505	87983A 3	N.L.A.	N.L.A.(2)
260 MIE (RH)	5.7L 350 CID V-8	1981 - 1987	5097058 - 0B522505	87986A 1	N.L.A.	N/A
260 MIE (LH)	5.7L 350 CID V-8	1987	0B522506 - 0B788151	14155A 1	N.L.A.	883944R50(1)
260 MIE (RH)	5.7L 350 CID V-8	1987	0B522506 - 0B788151	14156A 1	N.L.A.	N.L.A.(1)
350 Mag Alpha	5.7L 350 CID V-8	1986 - 1987	0A635178 - 0B525981	13415A 1	N.L.A.	N/A
350 Mag Alpha	5.7L 350 CID V-8	1987 - 1992	0B525982 - 0D617327	14152A 1(7)	N.L.A.	883944R50(1)
350 Mag Alpha	5.7L 350 CID V-8	1992 - 1995	0D617328 - 0F600999	821151A 1(8)	N.L.A.	807447R50(8)
350 Mag Alpha	5.7L 350 CID V-8	1996 - 1997	0F601000 - 0K999999	807447A 1	N.L.A.	807447R50
350 Mag Alpha EFI (Gen+)	5.7L 350 CID V-8	1996	0F800300 - 0K001508	860186A 2	N.L.A.	860186R50
350 Mag Alpha EFI (Gen+)	5.7L 350 CID V-8	1997	0K001509 - 0K999999	8M0088397	Active	807449R50
350 Mag Bravo EFI	5.7L 350 CID V-8	1995	0F415189 - 0F600199	806801A 1	N.L.A.	807447R50
350 Mag Bravo MPI (Gen+)	5.7L 350 CID V-8	1996	0F602000 - 0K001500	860186A 2	N.L.A.	860186R50
350 Mag Bravo MPI (Gen+)	5.7L 350 CID V-8	1997	0K001501 - 0K999999	8M0088397	Active	807449R50
350 Mag EFI Ski	5.7L 350 CID V-8	1994 - 1996	0F215561 - 0F820706	821151A 1	N.L.A.	807447R50
350 Mag EFI Ski (Gen+)	5.7L 350 CID V-8	1996 - 1997	0F820707 - 0K999999	8M0088397	Active	807449R50
350 Mag MPI (Gen+)	5.7L 350 CID V-8	1998 - 2001	0L010019 - 0M299999	8M0088397	Active	807449R50
350 Mag MPI (Gen+)	5.7L 350 CID V-8	2002 - 2004	0M300000 - 0W309999	8M0088397	Active	N/A
350 Mag MPI (Gen+)	5.7L 350 CID V-8	2005 - 2019	0W310000 and up	800-866138A03	Active	N/A
350 Mag MPI Horizon (Gen+)	5.7L 350 CID V-8	2002 - 2004	0M300000 - 0W309999	8M0088397	Active	N/A
350 Mag MPI Horizon (Gen+)	5.7L 350 CID V-8	2005 - 2007	0W310000 - 1A299999	800-866138A03	Active	N/A
350 Mag MPI Horizon MIE (Gen+)	5.7L 350 CID V-8	1999 - 2001	0L304700 - 0M299999	8M0088397	Active	807449R50
350 Mag MPI Horizon MIE (Gen+)	5.7L 350 CID V-8	2002 - 2004	0M300000 - 0W389999	8M0088397	Active	N/A
350 Mag MPI Horizon MIE (Gen+)	5.7L 350 CID V-8	2005 - 2007	0W390000 - 1A089999	800-866138A03	Active	N/A
350 Mag MPI MIE (Gen+)	5.7L 350 CID V-8	1998 - 2001	0L002008 - 0M299999	8M0088397	Active	807449R50
350 Mag MPI MIE (Gen+)	5.7L 350 CID V-8	2002 - 2004	0M300000 - 0W389999	8M0088397	Active	N/A
350 Mag MPI MIE (Gen+)	5.7L 350 CID V-8	2005 - 2007	0W390000 - 1A089999	800-866138A03	Active	N/A
350 Mag MPI Ski	5.7L 350 CID V-8	1995 - 1996	0F350583 - 0F799999	806801A 1	N.L.A.	807447R50
350 Mag MPI Ski (Gen+)	5.7L 350 CID V-8	1998 - 2001	0L002600 - 0M299999	8M0088397	Active	807449R50
350 Mag MPI Ski (Gen+)	5.7L 350 CID V-8	2002 - 2004	0M300000 - 0W309999	8M0088397	Active	N/A
350 Mag Ski	5.7L 350 CID V-8	1991 - 1995	0D505450 - 0F621699	821151A 1	N.L.A.	807447R50
350 Mag Ski	5.7L 350 CID V-8	1996 - 1997	0F621700 - 0K999999	807447A 1	N.L.A.	807447R50
5.7L - Alpha	5.7L 350 CID V-8	1988 - 1996	0B773305 - 0K001526	14152A 1	N.L.A.	883944R50
5.7L - Alpha	5.7L 350 CID V-8	1997	0K001527 - 0K999999	860183A 1(8)	N.L.A.	807447R50
5.7L - Bravo	5.7L 350 CID V-8	1989 - 1991	0C407810 - 0D617327	14152A 1(7)	N.L.A.	883944R50(7)
5.7L - Bravo	5.7L 350 CID V-8	1992 - 1995	0D617328 - 0F600999	821151A 1(8)	N.L.A.	807447R50(8)
5.7L - Bravo	5.7L 350 CID V-8	1996	0F601000 - 0K001526	807315A 1(7)	N.L.A.	883944R50(7)
5.7L - Bravo	5.7L 350 CID V-8	1997	0K001527 - 0K999999	860183A 1(8)	N.L.A.	807447R50(8)
5.7L (Gen+)	5.7L 350 CID V-8	1998 - 2019	0L010037 and up	8M0088397	Active	807449R50
5.7L EFI (TBI)	5.7L 350 CID V-8	1995	0F225560 - 0F752399	821151A 1(8)	N.L.A.	807447R50(8)
5.7L EFI (TBI)	5.7L 350 CID V-8	1996	0F752400 - 0K001505	807315A 1(7)	N.L.A.	883944R50(7)
5.7L EFI (TBI)	5.7L 350 CID V-8	1997	0K001506 - 0K999999	860183A 1(8)	N.L.A.	807447R50(8)
5.7L EFI (Gen+)	5.7L 350 CID V-8	1998 - 2001	0L010035 - 0M299999	8M0088397	Active	807449R50
5.7L EFI MIE (Gen+)	5.7L 350 CID V-8	1997	0K040300 - 0K999999	8M0088397	Active	N/A
5.7L MIE (LH)	5.7L 350 CID V-8	1988 - 1995	0B788152 - 0F622099	14155A 1	N.L.A.	883944R50
5.7L MIE (RH)	5.7L 350 CID V-8	1988 - 1995	0B788152 - 0F746099	14156A 1	N.L.A.	N.L.A.
5.7L MIE (LH)	5.7L 350 CID V-8	1995	0F622151 - 0F746099	14155A 1(7)	N.L.A.	883944R50(7)

LONGBLOCK CROSS REFERENCE CHARTS

MERCURISER

Model	Cyl/CID/Litre	Year Range	Serial # Range	New Part Number	New P/N Status	Reman Pro-Series P/N
5.7L MIE (LH)	5.7L 350 CID V-8	1996	0F622100 - 0F622150	807448A 1(8)	N.L.A.	807447R50(8)
5.7L MIE (LH)	5.7L 350 CID V-8	1996 - 1997	0F746100 - 0K999999	807448A 1(8)	N.L.A.	807447R50(8)
5.7L MIE (Gen+)	5.7L 350 CID V-8	1998 - 2019	0L002003 and up	8M0088397	Active	807449R50
5.7L MPI Horizon MIE	5.7L 350 CID V-8	2008 - 2019	1A090000 and up	800-866138A03	Active	N/A
5.7L MPI MIE	5.7L 350 CID V-8	2008 - 2019	1A090000 and up	800-866138A03	Active	N/A
5.7L MPI Ski	5.7L 350 CID V-8	2008 - 2019	1A090000 and up		Active	N/A
5.7L Ski (LH)	5.7L 350 CID V-8	1985 - 1987	0A338553 - 0B514626	13415A 1(11)	N.L.A.	N/A
5.7L Ski (RH)	5.7L 350 CID V-8	1985 - 1987	0A338553 - 0B514626	87986A 1(11)	N.L.A.	N/A
5.7L Ski (LH)	5.7L 350 CID V-8	1987 - 1995	0B514627 - 0F775199	14152A 1	N.L.A.	883944R50
5.7L Ski (RH)	5.7L 350 CID V-8	1987 - 1995	0B514627 - 0F775199	14156A 1	N.L.A.	N.L.A.
5.7L Ski	5.7L 350 CID V-8	1996 - 1997	0F775200 - 0K040003	807315A 1(7)	N.L.A.	883944R50(7)
5.7L Ski	5.7L 350 CID V-8	1997	0K040004 - 0K999999	860183A 1(8)	N.L.A.	807447R50(8)
5.7L Ski (2 bbl)	5.7L 350 CID V-8	1998 - 2019	0L002005 and up	8M0088397	Active	807449R50
5.7L Ski (4 bbl)	5.7L 350 CID V-8	2007 - 2019	0W694844 and up	800-866138A03	Active	N/A
5.7LX	5.7L 350 CID V-8	1996 - 1997	0F601000 - 0K999999	807447A 1	N.L.A.	807447R50
5.7LX Bravo EFI (Gen+)	5.7L 350 CID V-8	1996	0F800300 - 0K001508	860186A 2	N.L.A.	860186R50
5.7LX Bravo EFI (Gen+)	5.7L 350 CID V-8	1997	0K001509 - 0K999999	8M0088397	Active	807449R50
5.7LX EFI (TBI)	5.7L 350 CID V-8	1996 - 1997	0F752400 - 0K999999	807447A 1	N.L.A.	807447R50
Black Scorpion Ski	5.7L 350 CID V-8	1996 - 2001	0F800000 - 0M136999	8M0088397	Active	807449R50
Black Scorpion Ski	5.7L 350 CID V-8	2003 - 2007	0M391600 - 0W698432	8M0088397	Active	N/A
Scorpion 350	5.7L 350 CID V-8	2008 - 2019	0W698433 and up	8M0088397	Active	N/A
Scorpion 350 EC	5.7L 350 CID V-8	2008 - 2019	0W698433 and up	800-866138A05	Active	N/A
377 Mag	6.2L 377 CID V-8	2008 - 2009	1A300000 - 1A345479	865108A02	N.L.A.	8M0095941
377 Mag	6.2L 377 CID V-8	2009	1A345480 - 1A345492	879288A06	Active	N/A
377 Mag	6.2L 377 CID V-8	2009	1A345493 - 1A345765	865108A02	N.L.A.	8M0095941
377 Mag	6.2L 377 CID V-8	2009	1A345766 - 1A345767	879288A06	Active	N/A
377 Mag	6.2L 377 CID V-8	2009	1A345768 - 1A346789	865108A02	N.L.A.	8M0095941
377 Mag	6.2L 377 CID V-8	2009 - 2019	1A346790 and up	879288A06	Active	N/A
383 Mag Stroker	6.2L 377 CID V-8	1996 - 2019	All and up	N/A		865108R01
MX 6.2L MPI	6.2L 377 CID V-8	2000 - 2001	0L680003 - 0M299999	865108A01	N.L.A.	N.L.A.
MX 6.2L MPI	6.2L 377 CID V-8	2002 - 2007	0M300000 - 1A299999	865108A02	N.L.A.	8M0095941
MX 6.2L MPI Horizon	6.2L 377 CID V-8	2002 - 2007	0M300000 - 1A299999	865108A02	N.L.A.	8M0095941
MX 6.2L MPI Horizon MIE	6.2L 377 CID V-8	2002 - 2009	0M300000 - 1A091825	865108A02	N.L.A.	8M0095941
MX 6.2L MPI Horizon MIE	6.2L 377 CID V-8	2009 - 2019	1A091826 and up	879288A06	Active	N/A
MX 6.2L MPI MIE	6.2L 377 CID V-8	1999 - 2001	0L670000 - 0M299999	865108A01	N.L.A.	N.L.A.
MX 6.2L MPI MIE	6.2L 377 CID V-8	2002 - 2019	0M300000 and up	865108A02	N.L.A.	8M0095941
MX 6.2L MPI Ski	6.2L 377 CID V-8	2002 - 2009	0M317000 - 1A091825	865108A02	N.L.A.	8M0095941
MX 6.2L MPI Ski	6.2L 377 CID V-8	2009 - 2019	1A091826 and up	879288A06	Active	N/A
MX 6.2L Black Scorpion Ski	6.2L 377 CID V-8	2001	0L670015 - 0L679130	865108A01	N.L.A.	N.L.A.
MX 6.2L Black Scorpion Ski	6.2L 377 CID V-8	2001 - 2007	0L679131 - 0W698432	865108A02	N.L.A.	8M0095941
Scorpion 377	6.2L 377 CID V-8	2008 - 2009	0W698433 - 1A091825	865108A02	N.L.A.	8M0095941
Scorpion 377	6.2L 377 CID V-8	2009 - 2019	1A091826 and up	879288A06	Active	N/A
Scorpion 377 HO EC	6.2L 377 CID V-8	2009 - 2019	1A091488 - 1A092170	800-866138A06	Active	N/A
330	7.4L 454 CID V-8	1977 - 1981	4623115 - 6083144	18706A 1	N.L.A.	N/A
330	7.4L 454 CID V-8	1982 - 1987	6083145 - 0B816540	87989A 1	N.L.A.	N/A
330 MIE (LH)	7.4L 454 CID V-8	1977 - 1980	4623100 - 5889913	87989A 1	N.L.A.	N/A
330 MIE (RH)	7.4L 454 CID V-8	1977 - 1980	4623100 - 5889913	87992A 1	N.L.A.	N/A
340 MIE (LH)	7.4L 454 CID V-8	1981 - 1987	5889914 - 0B788365	87989A 1	N.L.A.	N/A
340 MIE (RH)	7.4L 454 CID V-8	1981 - 1987	5889914 - 0B788365	87992A 1	N.L.A.	N/A
454 Mag Alpha	7.4L 454 CID V-8	1986 - 1988	0A631894 - 0B785148	18706A 1	N.L.A.	N/A
454 Mag Bravo	7.4L 454 CID V-8	1988 - 1992	0B721206 - 0D805068	44575A 1	N.L.A.	N.L.A.
454 Mag Bravo (Gen V)	7.4L 454 CID V-8	1992 - 1996	0D805069 - 0F801699	806352A 1	N.L.A.	N.L.A.

LONGBLOCK CROSS REFERENCE CHARTS

MERCURISER

Model	Cyl/CID/Litre	Year Range	Serial # Range	New Part Number	New P/N Status	Reman Pro-Series P/N
454 Mag Bravo (Gen VI)	7.4L 454 CID V-8	1996 - 1997	0F801700 - 0K999999	807744A3	N.L.A.	N.L.A.
454 Mag EFI (Gen V)	7.4L 454 CID V-8	1994 - 1996	0F115700 - 0F802349	806352A 1	N.L.A.	N.L.A.
454 Mag EFI Ski (Gen V)	7.4L 454 CID V-8	1995 - 1996	0F215800 - 0F820099	806352A 1	N.L.A.	N.L.A.
454 Mag MPI (Gen VI)	7.4L 454 CID V-8	1996 - 2001	0F802350 - 0M024999	807744A3	N.L.A.	N.L.A.
454 Mag MPI Horizon MIE	7.4L 454 CID V-8	1998 - 2001	0L002200 - 0L674000	807744A3	N.L.A.	N.L.A.
454 Mag Ski (MPI) (GenVI)	7.4L 454 CID V-8	1996 - 1997	0F820100 - 0K999999	807744A3	N.L.A.	N.L.A.
7.4L Bravo	7.4L 454 CID V-8	1988 - 1991	0B771113 - 0D603117	18706A 1	N.L.A.	N/A
7.4L Bravo I & II (Gen V)	7.4L 454 CID V-8	1992 - 1996	0D603118 - 0F800699	806351A 1	N.L.A.	806351R50
7.4L Bravo III (Gen V)	7.4L 454 CID V-8	1993 - 1996	0D603118 - 0F800699	806359A 1	N.L.A.	806351R50
7.4L Bravo (Gen VI)	7.4L 454 CID V-8	1996 - 1997	0F800700 - 0K999999	807739A 1	N.L.A.	N.L.A.
7.4L EFI MIE (Gen VI) (LH)	7.4L 454 CID V-8	1996 - 1997	0F874815 - 0K999999	807739A 1	N.L.A.	N.L.A.
7.4L MIE (LH)	7.4L 454 CID V-8	1988 - 1992	0B788366 - 0D715493	87989A 1	N.L.A.	N/A
7.4L MIE (RH)	7.4L 454 CID V-8	1988 - 1992	0B788366 - 0D715493	87992A 1	N.L.A.	N/A
7.4L MIE (Gen V)	7.4L 454 CID V-8	1992 - 1996	0D715494 - 0F820141	806351A 1	N.L.A.	806351R50
7.4L MIE (Gen VI)	7.4L 454 CID V-8	1996 - 1997	0F820142 - 0K999999	807739A 1	N.L.A.	N.L.A.
7.4L MPI (Gen VI)	7.4L 454 CID V-8	1998 - 2001	0L010033 - 0M024330	861097A 2	N.L.A.	883281R50
7.4L MPI MIE (Gen V)	7.4L 454 CID V-8	1995 - 1996	0F563052 - 0F802103	806351A 1	N.L.A.	806351R50
7.4L MIE MPI (Gen VI)	7.4L 454 CID V-8	1996 - 1997	0F802104 - 0K999999	807739A 1	N.L.A.	N.L.A.
7.4L MIE MPI (Gen VI)	7.4L 454 CID V-8	1998 - 2001	0L002006 - 0M025999	861097A 2	N.L.A.	883281R50
7.4LX Bravo EFI (Gen VI)	7.4L 454 CID V-8	1996 - 1997	0F820000 - 0K999999	807739A 1	N.L.A.	N.L.A.
7.4LX Bravo MPI (Gen V)	7.4L 454 CID V-8	1996	0F602101 - 0F801999	807161A 1	N.L.A.	806351R50
7.4LX Bravo MPI (Gen V)	7.4L 454 CID V-8	1996 - 1997	0F802000 - 0K999999	807739A 1	N.L.A.	N.L.A.
496 Mag & 8.1S	8.1L 496 CID V-8	2001 - 2019	0M025000 and up	865752A01	N.L.A.	8M0137122
496 Mag HO & 8.1S HO	8.1L 496 CID V-8	2001 - 2019	0M025000 and up	N.L.A.	Active	8M0137121
500	8.2L 502 CID V-8	1992 - 1997	0F213293 - 0L001772	848170A 8	N.L.A.	N/A
500 EFI	8.2L 502 CID V-8	1999 - 2005	0L001477 - 0M907127	844500A 8	Active	N/A
502 Mag Bravo	8.2L 502 CID V-8	1990 - 1992	0C878221 - 0D824588	816287A 1	N.L.A.	N.L.A.
502 Mag Bravo (Gen V)	8.2L 502 CID V-8	1992 - 1993	0D842589 - 0F114528	807745A05	N.L.A.	8M0062846
502 Mag EFI (Gen V)	8.2L 502 CID V-8	1993 - 1995	0D840650 - 0F802599	807745A05	N.L.A.	8M0062846
502 Mag MPI (Gen VI)	8.2L 502 CID V-8	1996 - 2001	0F802600 - 0M024999	807745A05	N.L.A.	8M0062846
525 EFI	8.2L 502 CID V-8	2003 - 2005	0M900146 - 0M953619	841178A 1	Active	N/A
525 EFI	8.2L 502 CID V-8	2006 - 2019	0M953620 and up	841178A05	Active	N/A
575 SCi	8.2L 502 CID V-8	2001 - 2005	0L306696 - 0M950526	844575A7	N.L.A.	N/A
600 SCi	8.2L 502 CID V-8	2005 - 2019	0M952908 and up	844200A08	Active	N/A
8.2L Mag EC	8.2L 502 CID V-8	2010 - 2019	1A350340 and up	8M0074038	Active	N/A
8.2L MIE EC	8.2L 502 CID V-8	2010 - 2019	1A350802 and up	8M0074038	Active	N/A
8.2L MIE	8.2L 502 CID V-8	1990 - 1992	0C878221 - 0D857199	815875A 1	N.L.A.	N/A
8.2L MIE (Gen V)	8.2L 502 CID V-8	1993 - 1996	0D857200 - 0F819619	807745A05	N.L.A.	8M0062846
8.2L MIE MPI (Gen VI) (LH)	8.2L 502 CID V-8	1996 - 2001	0F819620 - 0L674200	807745A05	N.L.A.	8M0062846

- (1) 1 pc. Rear main seal
- (2) 2 pc. Rear main seal
- (5) Gen II w/o balance shaft
- (6) Gen II w/balance shaft
- (7) Flat Tappet & camshaft
- (8) Roller Lifter & camshaft
- (11) See MCM S.B. 86-22
- (12) w/o crank position sensor
- (13) See MerCruiser Service Bulletin 2007-11
- (14) Order 8M0062850

(15) This longblock can be used to backfit 1992-1995 Gen-V engines, but will require replacing the harmonic balancer with a newer version harmonic balancer p/n 845625T2 or scribing the timing marks on the original harmonic balancer.

LONGBLOCK CROSS REFERENCE CHARTS

Volvo/OMC Longblock Cross Reference

MERCURISER

Model	Model Notes	Longblock	Starter	Exhaust Manifold Gasket	Thermostat Gasket	Intake Gasket	Fuel Pump Gasket
COBRA/JV, Volvo 1993							
432APLJVB		806347R50	50-863007A 1	27- 99757	8M2021920	27-824326	
432APLJVN		806347R50	50-863007A 1	27- 99757	8M2021920	27-824326	
432APRJVB		806347R50	50-863007A 1	27- 99757	8M2021920	27-824326	
432APRJVN		806347R50	50-863007A 1	27- 99757	8M2021920	27-824326	
434APLJVB		806347R50	50-863007A 1	27- 99757	8M2021920	27-824326	
434APLJVN		806347R50	50-863007A 1	27- 99757	8M2021920	27-824326	
434APRJVB		806347R50	50-863007A 1	27- 99757	8M2021920	27-824326	
434APRJVN		806347R50	50-863007A 1	27- 99757	8M2021920	27-824326	
COBRA/JV, Volvo 1994 MD							
432ACMMDA		806347R50	50-863007A 1	27- 99757	8M2021920	27-824326	
432ACPMMDA		806347R50	50-863007A 1	27- 99757	8M2021920	27-824326	
432AGMMDA		806347R50	50-863007A 1	27- 99757	8M2021920	27-824326	
432AGPMMDA		806347R50	50-863007A 1	27- 99757	8M2021920	27-824326	
COBRA/JV, Volvo 1995 HU							
43APHUB		806347R50	50-863007A 1	27- 99757	8M2021920	27-824326	
COBRA/JV, Volvo 1996 NC							
432APNCA		806347R50(1)	50-863007A 1	27- 99757	8M2021920	27-824326(2)	
432BPNCs		806347R50(1)	50-863007A 1	27- 99757	8M2021920	27-824326(2)	
434APNCA		806347R50(1)	50-863007A 1	27- 99757	8M2021920	27-824326(2)	
434BPNCs		806347R50(1)	50-863007A 1	27- 99757	8M2021920	27-824326(2)	
43FAPNCA		806347R50(1)	50-863007A 1	27- 99757	8M2021920	27-824326(2)	
43FBPNCs		806347R50(1)	50-863007A 1	27- 99757	8M2021920	27-824326(2)	
COBRA/JV, Volvo 1997 LK							
432BPLKD		807736R50	50-863007A 1	27- 99757	8M2021920	27-824326002	
434BPLKD		807736R50	50-863007A 1	27- 99757	8M2021920	27-824326002	
43FBPLKD		807736R50	50-863007A 1	27- 99757	8M2021920	27-824326002	
COBRA/JV, Volvo 1998 BY							
432BPBYC		807736R50	50-863007A 1	27- 99757	8M2021920	27-824326002	
434BPBYC		807736R50	50-863007A 1	27- 99757	8M2021920	27-824326002	
43FBPBYC		807736R50	50-863007A 1	27- 99757	8M2021920	27-824326002	
Volvo 3.0L, 1999 & newer							
3.0GLM-A		N.L.A.	50-863007A 1	27-815528	27-814680 1	27-815528	27- 34213
3.0GLM-B		N.L.A.	50-863007A 1	27-815528	27-814680 1	27-815528	27- 34213
3.0GLM-C		N.L.A.	50-863007A 1	27-815528	27-814680 1	27-815528	27- 34213
3.0GLP-A		N.L.A.	50-863007A 1	27-815528	27-814680 1	27-815528	27- 34213
3.0GLP-B		N.L.A.	50-863007A 1	27-815528	27-814680 1	27-815528	27- 34213
3.0GLP-C		N.L.A.	50-863007A 1	27-815528	27-814680 1	27-815528	27- 34213
3.0GLP-D		N.L.A.	50-863007A 1	27-815528	27-814680 1	27-815528	27- 34213
3.0GLP-E		N.L.A.	50-863007A 1	27-815528	27-814680 1	27-815528	27- 34213
3.0GLP-J		N.L.A.	50-863007A 1	27-815528	27-814680 1	27-815528	27- 34213
3.0GSM-A		N.L.A.	50-863007A 1	27-815528	27-814680 1	27-815528	27- 34213
3.0GSM-B		N.L.A.	50-863007A 1	27-815528	27-814680 1	27-815528	27- 34213
3.0GSM-C		N.L.A.	50-863007A 1	27-815528	27-814680 1	27-815528	27- 34213
3.0GSP-A		N.L.A.	50-863007A 1	27-815528	27-814680 1	27-815528	27- 34213
3.0GSP-B		N.L.A.	50-863007A 1	27-815528	27-814680 1	27-815528	27- 34213
3.0GSP-C		N.L.A.	50-863007A 1	27-815528	27-814680 1	27-815528	27- 34213
Volvo 4.3L, 1999 & newer							
430A		14149R50	N.L.A.	27- 99757	8M2021920	27- 11977	27- 34213
430B		14149R50	N.L.A.	27- 99757	8M2021920	27- 11977	27- 34213
431A		14149R50	N.L.A.	27- 99757	8M2021920	27- 11977	27- 34213
431B		14149R50	N.L.A.	27- 99757	8M2021920	27- 11977	27- 34213
432A		14149R50	N.L.A.	27- 99757	8M2021920	27- 11977	27- 34213

LONGBLOCK CROSS REFERENCE CHARTS

MERCURISER

Model	Model Notes	Longblock	Starter	Exhaust Manifold Gasket	Thermostat Gasket	Intake Gasket	Fuel Pump Gasket
434A		14149R50	N.L.A.	27- 99757	8M2021920	27- 11977	27- 34213
4.3GIJWTR		807736R50	50-863007A 1	27- 99757	8M2021920	27- 824326002	
4.3GIPBYCCE		807736R50	50-863007A 1	27- 99757	8M2021920	27- 824326002	
4.3GIPEFS		807736R50	50-863007A 1	27- 99757	8M2021920	27- 824326002	
4.3GIPHUSCE		807736R50	50-863007A 1	27- 99757	8M2021920	27- 824326002	
4.3GIPLKCE		807736R50	50-863007A 1	27- 99757	8M2021920	27- 824326002	
4.3GIPLKECE		807736R50	50-863007A 1	27- 99757	8M2021920	27- 824326002	
4.3GIPNCACA		807736R50	50-863007A 1	27- 99757	8M2021920	27- 824326002	
4.3GIPNCBCE		807736R50	50-863007A 1	27- 99757	8M2021920	27- 824326002	
4.3GIPWTC		807736R50	50-863007A 1	27- 99757	8M2021920	27- 824326002	
4.3GIPWTR		807736R50	50-863007A 1	27- 99757	8M2021920	27- 824326002	
4.3GKOHUB		807736R50	50-863007A 1	27- 99757	8M2021920	27- 824326002	
4.3GL-A		N/A	50-863007A 1	27- 99757	8M2021920	27- 824326002	
4.3GL-B		N/A	50-863007A 1	27- 99757	8M2021920	27- 824326002	
4.3GL-C		N/A	50-863007A 1	27- 99757	8M2021920	27- 824326002	
4.3GL-D		N/A	50-863007A 1	27- 99757	8M2021920	27- 824326002	
4.3GL-E		N/A	50-863007A 1	27- 99757	8M2021920	27- 824326002	
4.3GL-EF		N/A	50-863007A 1	27- 99757	8M2021920	27- 824326002	
4.3GL-G		N/A	50-863007A 1	27- 99757	8M2021920	27- 824326002	
4.3GL-J		8M0101211	50-863007A 1	27- 99757	8M2021920	27- 824326002	
4.3GLMMDA		807736R50	50-863007A 1	27- 99757	8M2021920	27- 824326002	
4.3GLPBYC		807736R50	50-863007A 1	27- 99757	8M2021920	27- 824326002	
4.3GLPEFS		807736R50	50-863007A 1	27- 99757	8M2021920	27- 824326002	
4.3GLPLKD		807736R50	50-863007A 1	27- 99757	8M2021920	27- 824326002	
4.3GLPLKE		807736R50	50-863007A 1	27- 99757	8M2021920	27- 824326002	
4.3GLPMDA		807736R50	50-863007A 1	27- 99757	8M2021920	27- 824326002	
4.3GLPNCA		807736R50	50-863007A 1	27- 99757	8M2021920	27- 824326002	
4.3GLPNCB		807736R50	50-863007A 1	27- 99757	8M2021920	27- 824326002	
4.3GLPNCS		807736R50	50-863007A 1	27- 99757	8M2021920	27- 824326002	
4.3GLPWTC		807736R50	50-863007A 1	27- 99757	8M2021920	27- 824326002	
4.3GLPWTR		807736R50	50-863007A 1	27- 99757	8M2021920	27- 824326002	
4.3GSJBYA		807736R50	50-863007A 1	27- 99757	8M2021920	27- 824326002	
4.3GSJLKD		807736R50	50-863007A 1	27- 99757	8M2021920	27- 824326002	
4.3GSJWTR		807736R50	50-863007A 1	27- 99757	8M2021920	27- 824326002	
4.3GSPBYC		807736R50	50-863007A 1	27- 99757	8M2021920	27- 824326002	
4.3GSPHUB		807736R50	50-863007A 1	27- 99757	8M2021920	27- 824326002	
4.3GSPHUS		807736R50	50-863007A 1	27- 99757	8M2021920	27- 824326002	
4.3GSPLKD		807736R50	50-863007A 1	27- 99757	8M2021920	27- 824326002	
4.3GSPLKE		807736R50	50-863007A 1	27- 99757	8M2021920	27- 824326002	
4.3GSPMDA		807736R50	50-863007A 1	27- 99757	8M2021920	27- 824326002	
4.3GSPNCA		807736R50	50-863007A 1	27- 99757	8M2021920	27- 824326002	
4.3GSPNCB		807736R50	50-863007A 1	27- 99757	8M2021920	27- 824326002	
4.3GSPNCM		807736R50	50-863007A 1	27- 99757	8M2021920	27- 824326002	
4.3GSPNCS		807736R50	50-863007A 1	27- 99757	8M2021920	27- 824326002	
4.3GSPWTC		807736R50	50-863007A 1	27- 99757	8M2021920	27- 824326002	
4.3GSPWTR		807736R50	50-863007A 1	27- 99757	8M2021920	27- 824326002	
4.3GXI-A		8M0063328	50-863007A 1	27- 99757	8M2021920	27- 824326002	
4.3GXI-B		8M0063328	50-863007A 1	27- 99757	8M2021920	27- 824326002	
4.3GXI-BF		8M0063328	50-863007A 1	27- 99757	8M2021920	27- 824326002	
4.3GXI-C		8M0063328	50-863007A 1	27- 99757	8M2021920	27- 824326002	
4.3GXI-CF		8M0063328	50-863007A 1	27- 99757	8M2021920	27- 824326002	
4.3GXI-D		8M0063328	50-863007A 1	27- 99757	8M2021920	27- 824326002	
4.3GXI-DF		8M0063328	50-863007A 1	27- 99757	8M2021920	27- 824326002	
4.3GXI-E		8M0063328	50-863007A 1	27- 99757	8M2021920	27- 824326002	
4.3GXI-F		8M0063328	50-863007A 1	27- 99757	8M2021920	27- 824326002	

LONGBLOCK CROSS REFERENCE CHARTS

MERCURUISER

Model	Model Notes	Longblock	Starter	Exhaust Manifold Gasket	Thermostat Gasket	Intake Gasket	Fuel Pump Gasket
4.3GX-I-G		8M0063328	50-863007A 1	27- 99757	8M2021920	27-824326002	
4.3GX-I-J		8M0101211	50-863007A 1	27- 99757	8M2021920	27-824326002	
4.3OGI-JF		8M0101211	50-863007A 1	27- 99757	8M2021920	27-824326002	
4.3OGSI-E		8M0063328	50-863007A 1	27- 99757	8M2021920	27-824326002	
4.3OGSI-EF		8M0063328	50-863007A 1	27- 99757	8M2021920	27-824326002	
4.3OGSI-F		8M0063328	50-863007A 1	27- 99757	8M2021920	27-824326002	
4.3OGSI-FF		8M0063328	50-863007A 1	27- 99757	8M2021920	27-824326002	
4.3OGSI-G		8M0063328	50-863007A 1	27- 99757	8M2021920	27-824326002	
4.3OGSI-GF		8M0063328	50-863007A 1	27- 99757	8M2021920	27-824326002	
4.3OGSI-J		8M0101211	50-863007A 1	27- 99757	8M2021920	27-824326002	
4.3OGSI-JF		8M0101211	50-863007A 1	27- 99757	8M2021920	27-824326002	
4.3OGXI-E		8M0063328	50-863007A 1	27- 99757	8M2021920	27-824326002	
4.3OGXI-EF		8M0063328	50-863007A 1	27- 99757	8M2021920	27-824326002	
4.3OGXI-F		8M0063328	50-863007A 1	27- 99757	8M2021920	27-824326002	
4.3OGXI-FF		8M0063328	50-863007A 1	27- 99757	8M2021920	27-824326002	
4.3OGXI-G		8M0063328	50-863007A 1	27- 99757	8M2021920	27-824326002	
4.3OGXI-GF		8M0063328	50-863007A 1	27- 99757	8M2021920	27-824326002	
4.3OGXI-J		8M0101211	50-863007A 1	27- 99757	8M2021920	27-824326002	
4.3OSI-B		8M0063328	50-863007A 1	27- 99757	8M2021920	27-824326002	
4.3OSI-BF		8M0063328	50-863007A 1	27- 99757	8M2021920	27-824326002	
4.3OSI-C		8M0063328	50-863007A 1	27- 99757	8M2021920	27-824326002	
4.3OSI-CF		8M0063328	50-863007A 1	27- 99757	8M2021920	27-824326002	
4.3OSI-D		8M0063328	50-863007A 1	27- 99757	8M2021920	27-824326002	
4.3OSI-DF		8M0063328	50-863007A 1	27- 99757	8M2021920	27-824326002	
Volvo 5.0L, 1999 & newer							
5.0GL-A		8M0088396	50-863007A 1	27- 33395	27- 53045 1	27-807473A 1	
5.0GL-B		8M0088396	50-863007A 1	27- 33395	27- 53045 1	27-807473A 1	
5.0GL-C		8M0088396	50-863007A 1	27- 33395	27- 53045 1	27-807473A 1	
5.0GL-D		8M0088396	50-863007A 1	27- 33395	27- 53045 1	27-807473A 1	
5.0GL-E		8M0088396	50-863007A 1	27- 33395	27- 53045 1	27-807473A 1	
5.0GL-F		8M0088396	50-863007A 1	27- 33395	27- 53045 1	27-807473A 1	
5.0GL-FF		8M0088396	50-863007A 1	27- 33395	27- 53045 1	27-807473A 1	
5.0GL-H		8M0088396	50-863007A 1	27- 33395	27- 53045 1	27-807473A 1	
5.0GL-HF		8M0088396	50-863007A 1	27- 33395	27- 53045 1	27-807473A 1	
5.0GX-I-A		8M0088396	50-863007A 1	27- 33395	27- 53045 1	27-807473A 1	
5.0GX-I-B		8M0088396	50-863007A 1	27- 33395	27- 53045 1	27-807473A 1	
5.0GX-I-BF		8M0088396	50-863007A 1	27- 33395	27- 53045 1	27-807473A 1	
5.0GX-I-C		8M0088396	50-863007A 1	27- 33395	27- 53045 1	27-807473A 1	
5.0GX-I-CF		8M0088396	50-863007A 1	27- 33395	27- 53045 1	27-807473A 1	
5.0GX-I-D		8M0088396	50-863007A 1	27- 33395	27- 53045 1	27-807473A 1	
5.0GX-I-DF		8M0088396	50-863007A 1	27- 33395	27- 53045 1	27-807473A 1	
5.0GX-I-E		8M0088396	50-863007A 1	27- 33395	27- 53045 1	27-807473A 1	
5.0GX-I-EF		8M0088396	50-863007A 1	27- 33395	27- 53045 1	27-807473A 1	
5.0GX-I-F		8M0088396	50-863007A 1	27- 33395	27- 53045 1	27-807473A 1	
5.0GX-I-FF		8M0088396	50-863007A 1	27- 33395	27- 53045 1	27-807473A 1	
5.0GX-I-G		8M0088396	50-863007A 1	27- 33395	27- 53045 1	27-807473A 1	
5.0GX-I-GF		8M0088396	50-863007A 1	27- 33395	27- 53045 1	27-807473A 1	
5.0GX-I-J		8M0088396	50-863007A 1	27- 33395	27- 53045 1	27-807473A 1	
5.0OSI-B		8M0088396	50-863007A 1	27- 33395	27- 53045 1	27-807473A 1	
5.0OSI-BF		8M0088396	50-863007A 1	27- 33395	27- 53045 1	27-807473A 1	
5.0OSI-C		8M0088396	50-863007A 1	27- 33395	27- 53045 1	27-807473A 1	
5.0OSI-CF		8M0088396	50-863007A 1	27- 33395	27- 53045 1	27-807473A 1	
5.0OSI-D		8M0088396	50-863007A 1	27- 33395	27- 53045 1	27-807473A 1	
5.0OSI-DF		8M0088396	50-863007A 1	27- 33395	27- 53045 1	27-807473A 1	
5.0OSI-E		8M0088396	50-863007A 1	27- 33395	27- 53045 1	27-807473A 1	

LONGBLOCK CROSS REFERENCE CHARTS

MERCURISER

Model	Model Notes	Longblock	Starter	Exhaust Manifold Gasket	Thermostat Gasket	Intake Gasket	Fuel Pump Gasket
5.0OSI-EF		8M0088396	50-863007A 1	27-33395	27-53045 1	27-807473A 1	
5.0OSI-F		8M0088396	50-863007A 1	27-33395	27-53045 1	27-807473A 1	
5.0OSI-FF		8M0088396	50-863007A 1	27-33395	27-53045 1	27-807473A 1	
5.0OSI-G		8M0088396	50-863007A 1	27-33395	27-53045 1	27-807473A 1	
5.0OSI-GF		8M0088396	50-863007A 1	27-33395	27-53045 1	27-807473A 1	
Volvo 5.7L, 1999 & newer							
5.7 OSI - A		8M0088397	50-863007A 1	27-33395	27-53045 1	27-807473A 1	
5.7 OSI - AF		8M0088397	50-863007A 1	27-33395	27-53045 1	27-807473A 1	
5.7 OSI - B		8M0088397	50-863007A 1	27-33395	27-53045 1	27-807473A 1	
5.7 OSI - BF		8M0088397	50-863007A 1	27-33395	27-53045 1	27-807473A 1	
5.7 OSI - C		8M0088397	50-863007A 1	27-33395	27-53045 1	27-807473A 1	
5.7 OSI - CF		8M0088397	50-863007A 1	27-33395	27-53045 1	27-807473A 1	
5.7 OSI - D		8M0088397	50-863007A 1	27-33395	27-53045 1	27-807473A 1	
5.7 OSI - DF		8M0088397	50-863007A 1	27-33395	27-53045 1	27-807473A 1	
5.7 OSI - E		8M0088397	50-863007A 1	27-33395	27-53045 1	27-807473A 1	
5.7 OSI - EF		8M0088397	50-863007A 1	27-33395	27-53045 1	27-807473A 1	
5.7 OSI - G		8M0088397	50-863007A 1	27-33395	27-53045 1	27-807473A 1	
5.7 OSI - GF		8M0088397	50-863007A 1	27-33395	27-53045 1	27-807473A 1	
5.7GI - A		8M0088397	50-863007A 1	27-33395	27-53045 1	27-807473A 1	
5.7GI - B		8M0088397	50-863007A 1	27-33395	27-53045 1	27-807473A 1	
5.7GI - BF		8M0088397	50-863007A 1	27-33395	27-53045 1	27-807473A 1	
5.7GI - C		8M0088397	50-863007A 1	27-33395	27-53045 1	27-807473A 1	
5.7GI - CF		8M0088397	50-863007A 1	27-33395	27-53045 1	27-807473A 1	
5.7GI - D		8M0088397	50-863007A 1	27-33395	27-53045 1	27-807473A 1	
5.7GI - DF		8M0088397	50-863007A 1	27-33395	27-53045 1	27-807473A 1	
5.7GI - E		8M0088397	50-863007A 1	27-33395	27-53045 1	27-807473A 1	
5.7GI - EF		8M0088397	50-863007A 1	27-33395	27-53045 1	27-807473A 1	
5.7GI - F		8M0088397	50-863007A 1	27-33395	27-53045 1	27-807473A 1	
5.7GI - FF		8M0088397	50-863007A 1	27-33395	27-53045 1	27-807473A 1	
5.7GI - G		8M0088397	50-863007A 1	27-33395	27-53045 1	27-807473A 1	
5.7GI - GF		800-866138A03	50-863007A 1	27-33395	27-53045 1	27-807473A 1	
5.7GI-300-J		800-866138A03	50-863007A 1	27-33395	27-53045 1	27-807473A 1	
5.7GII - A		8M0088397	N.L.A.	27-33395	27-53045 1	27-807473A 1	
5.7GII - B		8M0088397	N.L.A.	27-33395	27-53045 1	27-807473A 1	
5.7GII - C		8M0088397	N.L.A.	27-33395	27-53045 1	27-807473A 1	
5.7GII - D		8M0088397	N.L.A.	27-33395	27-53045 1	27-807473A 1	
5.7GII - E		8M0088397	N.L.A.	27-33395	27-53045 1	27-807473A 1	
5.7GII - F		8M0088397	N.L.A.	27-33395	27-53045 1	27-807473A 1	
5.7GII - G		8M0088397	N.L.A.	27-33395	27-53045 1	27-807473A 1	
5.7GL-A		807449R50	50-863007A 1	27-33395	27-53045 1	27-807473A 1	
5.7GL-B		807449R50	50-863007A 1	27-33395	27-53045 1	27-807473A 1	
5.7GL-C		807449R50	50-863007A 1	27-33395	27-53045 1	27-807473A 1	
5.7GL-D		807449R50	50-863007A 1	27-33395	27-53045 1	27-807473A 1	
5.7GL-E		807449R50	50-863007A 1	27-33395	27-53045 1	27-807473A 1	
5.7GSII - ANY		8M0052529	N.L.A.	27-33395	27-53045 1	27-807473A 1	
5.7GXi - ANY		8M0052529	50-863007A 1	27-33395	27-53045 1	27-807473A 1	
5.7OXi - ANY		8M0052529	50-863007A 1	27-33395	27-53045 1	27-807473A 1	
Volvo 8.1L, 1999 & newer							
8.1G-BF		8M0137122	50-863007A 1	27-46820	27-881620001	27-895235	
8.1GI-A		8M0137122	50-863007A 1	27-46820	27-881620001	27-895235	
8.1GI-B		8M0137122	50-863007A 1	27-46820	27-881620001	27-895235	
8.1GI-C		8M0137122	50-863007A 1	27-46820	27-881620001	27-895235	
8.1GI-CF		8M0137122	50-863007A 1	27-46820	27-881620001	27-895235	
8.1GI-D		8M0137122	50-863007A 1	27-46820	27-881620001	27-895235	
8.1GI-DF		8M0137122	50-863007A 1	27-46820	27-881620001	27-895235	

LONGBLOCK CROSS REFERENCE CHARTS

MERCURUISER

Model	Model Notes	Longblock	Starter	Exhaust Manifold Gasket	Thermostat Gasket	Intake Gasket	Fuel Pump Gasket
8.1GI-E		8M0137122	50-863007A 1	27-46820	27-881620001	27-895235	
8.1GI-EF		8M0137122	50-863007A 1	27-46820	27-881620001	27-895235	
8.1GI-F		8M0137122	50-863007A 1	27-46820	27-881620001	27-895235	
8.1GI-FF		8M0137122	50-863007A 1	27-46820	27-881620001	27-895235	
8.1GI-G		8M0137122	50-863007A 1	27-46820	27-881620001	27-895235	
8.1GI-GF		8M0137122	50-863007A 1	27-46820	27-881620001	27-895235	
8.1GI-H		8M0137122	50-863007A 1	27-46820	27-881620001	27-895235	
8.1GI-HF		8M0137122	50-863007A 1	27-46820	27-881620001	27-895235	
8.1GII-A		8M0137122	N.L.A.	27-46820	27-881620001	27-895235	
8.1GII-B		8M0137122	N.L.A.	27-46820	27-881620001	27-895235	
8.1GII-C		8M0137122	N.L.A.	27-46820	27-881620001	27-895235	
8.1GII-D		8M0137122	N.L.A.	27-46820	27-881620001	27-895235	
8.1GII-E		8M0137122	N.L.A.	27-46820	27-881620001	27-895235	
8.1GII-F		8M0137122	N.L.A.	27-46820	27-881620001	27-895235	
8.1GII-G		8M0137122	N.L.A.	27-46820	27-881620001	27-895235	
8.1GII-H		8M0137122	N.L.A.	27-46820	27-881620001	27-895235	
8.1GSI-A		8M0137122	N.L.A.	27-46820	27-881620001	27-895235	
8.1GSI-A		8M0137122	N.L.A.	27-46820	27-881620001	27-895235	
8.1GXI-A		8M0137121	50-863007A 1	27-46820	27-881620001	27-895235	
8.1GXI-AF		8M0137121	50-863007A 1	27-46820	27-881620001	27-895235	
8.1GXI-B		8M0137121	50-863007A 1	27-46820	27-881620001	27-895235	
8.1GXI-BF		8M0137121	50-863007A 1	27-46820	27-881620001	27-895235	
8.1GXI-C		8M0137121	50-863007A 1	27-46820	27-881620001	27-895235	
8.1GXI-CF		8M0137121	50-863007A 1	27-46820	27-881620001	27-895235	
8.1GXI-D		8M0137121	50-863007A 1	27-46820	27-881620001	27-895235	
8.1GXI-DF		8M0137121	50-863007A 1	27-46820	27-881620001	27-895235	
8.1GXI-E		8M0137121	50-863007A 1	27-46820	27-881620001	27-895235	
8.1GXI-EF		8M0137121	50-863007A 1	27-46820	27-881620001	27-895235	
8.1GXI-F		8M0137121	50-863007A 1	27-46820	27-881620001	27-895235	
8.1GXI-FF		8M0137121	50-863007A 1	27-46820	27-881620001	27-895235	
8.1GXI-G		8M0137121	50-863007A 1	27-46820	27-881620001	27-895235	
8.1GXI-GF		8M0137121	50-863007A 1	27-46820	27-881620001	27-895235	
8.1GXII-A		8M0137121	N.L.A.	27-46820	27-881620001	27-895235	
8.1GXII-B		8M0137121	N.L.A.	27-46820	27-881620001	27-895235	
8.1GXII-C		8M0137121	N.L.A.	27-46820	27-881620001	27-895235	
8.1GXII-D		8M0137121	N.L.A.	27-46820	27-881620001	27-895235	
8.1GXII-E		8M0137121	N.L.A.	27-46820	27-881620001	27-895235	
8.1GXII-F		8M0137121	N.L.A.	27-46820	27-881620001	27-895235	
8.1GXII-G		8M0137121	N.L.A.	27-46820	27-881620001	27-895235	
8.1OSI-A		8M0137122	50-863007A 1	27-46820	27-881620001	27-895235	
8.1OSI-AF		8M0137122	50-863007A 1	27-46820	27-881620001	27-895235	
8.1OSI-B		8M0137122	50-863007A 1	27-46820	27-881620001	27-895235	
8.1OSI-BF		8M0137122	50-863007A 1	27-46820	27-881620001	27-895235	
8.1OSI-C		8M0137122	50-863007A 1	27-46820	27-881620001	27-895235	
8.1OSI-CF		8M0137122	50-863007A 1	27-46820	27-881620001	27-895235	
8.1OSI-D		8M0137122	50-863007A 1	27-46820	27-881620001	27-895235	
8.1OSI-DF		8M0137122	50-863007A 1	27-46820	27-881620001	27-895235	

(1) Inspect original engine in boat to verify ordering the correct replacement block. The 806347R50 listed is a non-Gen+ engine and can be identified by the 12 bolts securing the intake manifold. If the intake manifold on the original engine is secured by 8 bolts, then order 807736R50 Gen+ longblock instead.

(2) Inspect original engine in boat to verify ordering the correct intake manifold gasket. The 27-824326 listed is for use on non-Gen+ engines which can be identified by the 12 bolts securing the intake manifold. If the intake manifold on the original engine is secured by 8 bolts, then order 27-824326002 Gen+ intake manifold gasket instead.

MERCUISER *NEW* CYLINDER HEADS**4.5L CYLINDER HEAD ASSEMBLY**

Image not
Available.

900-8M0116266

Brand *NEW* complete cylinder head. Includes valves, springs caps, seals, etc.
Fits Mercury 4.5L MPI

engines

6.2L CYLINDER HEAD ASSEMBLY**900-8M0107023**

Brand *NEW* complete cylinder head. Includes valves, springs caps, seals, etc.
Fits Mercury 6.2L MPI engines (s/n 2A456613 and above)


8.2L CYLINDER HEAD ASSEMBLY**900-8M0046344**

Brand *NEW* complete cylinder head. Includes valves, springs caps, seals, etc.
Fits Mercury 8.2L MPI engines (s/n 1A350340 and above)



Iron Cylinder Heads

Quicksilver, the global standard for durable marine parts, now offers iron cylinder heads with exclusive Black-X Composite Valve Technology.



MERCURISER














QUICKSILVER®

***NEW* QUICKSILVER CYLINDER HEADS APPLICATION CHART**

***NEW* QUICKSILVER CYLINDER HEADS APPLICATION CHART**



 3.0L Cylinder Head Assembly 938-8M0115135	 2.5L/3.0L Cylinder Head Assembly 938-8M0115134	 4.3L Cylinder Head Assembly 938-8M0115136
 5.7L/6.2L Cylinder Head Assembly 938-8M0115137	 357 Cylinder Head Assembly 938-8M0115138	 383 Cylinder Head Assembly 938-8M0115139
 385 Cylinder Head Assembly 938-8M0115140	 454/502 Cylinder Head Assembly 938-8M0115141	 540 Cylinder Head Assembly 938-8M0115142
 540 Cylinder Head Assembly 938-8M0115143	 8.1L Cylinder Head Assembly 900-8M0090760 (R) 900-8M0091709 (L)	

MERCURISER

CYL HEAD PN	APPLICATION	YEAR	VALVE
938-8M0115134	2.5L	1963-1989	BLACK X COMPOSITE
938-8M0115134	3.0L	1968-1994	BLACK X COMPOSITE
938-8M0115135	3.0LX	1990-1997	BLACK X COMPOSITE
938-8M0115135	3.0L	1998+	BLACK X COMPOSITE
938-8M0115136	4.3L	2000-2015	BLACK X COMPOSITE
938-8M0115137	5.7L & 383 MPI	1996+	BLACK X COMPOSITE
938-8M0115137	6.2L	1999-2009	BLACK X COMPOSITE
938-8M0115138	357 MAG 4V	2008+	BLACK X COMPOSITE
938-8M0115139	383 MAG 4V	2010+	BLACK X COMPOSITE
938-8M0115140	385 PT	2016+	PERFORMANCE TUNE
938-8M0115141	454/502 HO GEN V & VI	1992-2000	BLACK X COMPOSITE
900-8M0090760	8.1L STBD/RIGHT	2000+	BLACK X COMPOSITE
900-8M0091709	8.1L PORT/LEFT	2000+	BLACK X COMPOSITE
938-8M0115142	540 MAG 2.19" INTAKE	2014+	MANLEY SEVERE DUTY
938-8M0115143	500/500EFI/540 2.25"	1992+	MANLEY SEVERE DUTY

www.quicksilver-products.com

NEW QUICKSILVER CYLINDER HEADS

NEW QUICKSILVER CYLINDER HEADS

Quicksilver now offers a wide variety of new cast iron cylinder head assemblies built for maximum durability in extreme applications. These extreme applications include: marine, circle track racing, RV, truck, and industrial applications.

All feature hardened seats on the intake and exhaust ports. Exclusive to Quicksilver are Black-X Composite valves that are stainless steel valves with seats treated with a cobalt-chromium alloy and black plasma nitriding. This composition provides extreme durability when using gasoline and compatibility with alcohol and alternative fuels.

NEW QUICKSILVER INLINE 4-CYLINDER HEADS

2.5L/3.0L CYLINDER HEAD ASSEMBLY



938-8M0115134

All new Quicksilver cast iron cylinder head, hardened valve seats press fit into the cylinder head with stainless steel valves featuring seats treated with a cobalt-chromium alloy for extreme durability. This cylinder head features screw-in rocker studs. Early design large intake ports require the use of gasket 27-96429.

1963-1989 MCM 2.5L & GM 2.5L
1968-1989 MCM 3.0L & GM 3.0L
2.5L GM automotive & Postal engine

3.0L CYLINDER HEAD ASSEMBLY



938-8M0115135

All new Quicksilver cast iron cylinder head, hardened valve seats press fit into the cylinder head with stainless steel valves featuring seats treated with a cobalt-chromium alloy for extreme durability. This cylinder head features screw-in rocker studs. Smaller ports are updated to the latest design to deliver more power. No provision for in port fuel injector for non-MerCruiser applications.

1990-2016 MCM 3.0L, 3.0LX, & 3.0L MPI
3.0L Industrial

NEW QUICKSILVER V6-CYLINDER HEADS

4.3L CYLINDER HEAD ASSEMBLY



938-8M0115136

All new Quicksilver cast iron cylinder head, hardened valve seats press fit into the cylinder head with stainless steel valves featuring seats treated with a cobalt-chromium alloy for extreme durability. This cylinder head is for applications using roller rocker arms.

2000-2015 MCM 4.3L & 4.3L MPI
4.3L 4V Crate Engines
4.3L 4V Plus Series
2000-2015 4300 LU3 automotive, truck & industrial

NEW QUICKSILVER SMALL BLOCK V8-CYLINDER HEADS

5.7L/6.2L CYLINDER HEAD ASSEMBLY



938-8M0115137

All new Quicksilver cast iron cylinder head, hardened valve seats press fit into the cylinder head with stainless steel valves featuring seats treated with a cobalt-chromium alloy for extreme durability. This fits 5.7L & 6.2L engines with an 8-bolt intake manifold. This cylinder head features screw-in rocker studs.

1996-2016 MCM/MIE 5.7L using Gen+ heads
2000-2008 MCM/MIE 6.2L using Gen+ heads
350 Alpha Quicksilver Crate Engines - Carb & MPI
357 Horizon MIE Plus Series Engines
357 Alpha & 383 MPI Plus Series engines
1996-2002 5.7L L31 Gen 1e RV, automotive & truck
1996-2016 5.7L L31 Gen 1e industrial

357 CYLINDER HEAD ASSEMBLY




938-8M0115138

All new Quicksilver cast iron cylinder head, hardened valve seats press fit into the cylinder head with stainless steel valves featuring seats treated with a cobalt-chromium alloy for extreme durability. This fits 357 engines featuring upgraded ports for higher airflow. These are for engines with an 8-bolt intake manifold pattern. This cylinder head features screw-in rocker studs.

350 Bravo Quicksilver Crate Engines - Carb & MPI
350 MIE Quicksilver Crate Engine
357 Bravo Plus Series engine
350 MPI Tow Sport Plus Series engine
357-CT Circle Track engine

383 CYLINDER HEAD ASSEMBLY



938-8M0115139

All new Quicksilver cast iron cylinder head, hardened valve seats press fit into the cylinder head with stainless steel valves featuring seats treated with a cobalt-chromium alloy for extreme durability. Heavy duty springs for engine speeds up to 5800 RPM. This fits 383 carbureted engines featuring upgraded ports for higher airflow. These are for engines with an 8-bolt intake manifold pattern. This cylinder head features screw-in rocker studs.

383 4V MCM/MIE Plus Series engine
383-CT Circle Track engine

NEW QUICKSILVER CYLINDER HEADS

385 CYLINDER HEAD ASSEMBLY




938-8M0115140

All new Quicksilver cast iron cylinder head, hardened valve seats press fit into the cylinder head with 24 N stainless steel intake valves featuring seats treated with a cobalt-chromium alloy for extreme durability and nickel super-alloy exhaust valves for high temperature durability. Heavy duty springs for engine speeds up to 5800 RPM. This fits 385 PT engines featuring upgraded ports for higher airflow. These are for engines with an 8-bolt intake manifold pattern. This cylinder head features screw-in rocker studs.

385 Performance Tuned Plus Series engine
5.7L L31 Pressure charged automotive & truck engines

8.1L CYLINDER HEAD ASSEMBLY - PORT/LEFT/AUTO DRIVERS SIDE



900-8M0091709

All new Quicksilver cast iron cylinder head, hardened valve seats press fit into the cylinder head with stainless steel valves featuring seats treated with a cobalt-chromium alloy for extreme durability. This cylinder head features original design ports for marine, automotive, RV, and most industrial applications.

2000-2009 MCM 496 & 496 HO
2000-2009 MIE 8.1S Horizon & 8.1S HO
496 HO MPI Plus Series
8.1L Horizon Plus Series
8.1L (L18) RV, truck & industrial applications

NEW QUICKSILVER BIG BLOCK V-8 CYLINDER HEADS

454/502 CYLINDER HEAD ASSEMBLY



938-8M0115141

All new Quicksilver cast iron cylinder head, hardened valve seats press fit into the cylinder head with stainless steel valves featuring seats treated with a cobalt-chromium alloy for extreme durability. This cylinder head fits the 454/502 HO Gen V & VI engines featuring rectangular ports for higher horsepower applications using 2.19" diameter intake valves.

1992-2000 MCM 454 / 502 HO & MIE 454 Horizon

8.1L CYLINDER HEAD ASSEMBLY - STARBOARD/ RIGHT/AUTO PASSENGER SIDE



900-8M0090760

All new Quicksilver cast iron cylinder head, hardened valve seats press fit into the cylinder head with stainless steel valves featuring seats treated with a cobalt-chromium alloy for extreme durability. This cylinder head features original design ports for marine, automotive, RV, and most industrial applications.

2000-2009 MCM 496 & 496 HO
2000-2009 MIE 8.1S Horizon & 8.1S HO
496 HO MPI Plus Series
8.1L Horizon Plus Series
8.1L (L18) RV, truck & industrial applications

540 CYLINDER HEAD ASSEMBLY



938-8M0115142

All new Quicksilver cast iron cylinder head, hardened valve seats press fit into the cylinder head using Manley Extreme Duty stainless steel valves for high temperature durability. This cylinder head fits the 540 Mag Bravo 4V engines featuring rectangular ports for high torque applications using 2.19" diameter intake valves.

540 Mag Bravo 4V Plus Series engine

938-8M0115143

All new Quicksilver cast iron cylinder head, hardened valve seats press fit into the cylinder head using Manley Extreme Duty stainless steel valves for high temperature durability. This cylinder head features rectangular ports for MerCruiser High Performance applications using 2.25" diameter intake valves.

HP 500 & 500 EF1
540 Mag Crate Engine

QUICKSILVER CYLINDER HEAD REPLACEMENT VALVES

INTAKE VALVE



8M0146074

Standard size, Black-X composite intake valve
GM 3.0L

EXHAUST VALVE

8M0146075

Standard size, Black-X composite exhaust valve
GM 3.0L

INTAKE VALVE

8M0146076

Standard size, Black-X composite intake valve
GM 4.3L, 5.7L & 6.2L small block

EXHAUST VALVE

8M0146077

Standard size, Black-X composite exhaust valve
GM 4.3L, 5.7L & 6.2L small block

NEW QUICKSILVER CYLINDER HEADS

INTAKE VALVE

8M0146078

Standard size, Black-X composite intake valve
GM 7.4L & 8.2L block

EXHAUST VALVE

8M0146079

Standard size, Black-X composite exhaust valve
GM 7.4L & 8.2L big block

INTAKE VALVE

8M0146080

Standard size, Black-X composite intake valve
GM 8.1L big block

EXHAUST VALVE

8M0146108

Standard size, Black-X composite exhaust valve
GM 8.1L big block

MERCURISER

INTAKE AND EXHAUST GASKET CROSS REFERENCE CHART

INTAKE AND EXHAUST GASKET CROSS REFERENCE CHART

Intake and Exhaust Gasket Cross Reference

Engine Applications	Description	Intake Gasket #	Exhaust Gasket #
MerCruiser 3.0 Liter 4 - Cylinder			
N/A	GM 4 cyl., 3.0L - 181 cid 1990-1994 L-series	27- 96429	N/A
8M0062850	GM 4 cyl., 3.0 L - 181 cid 1990-1995 LX-series	27-815528	N/A
N/A	GM 4 cyl., 3.0L - 181 cid 1996 & newer LX-series	27-815528	N/A
MerCruiser 3.7 Liter 4 - Cylinder			
N.L.A.	Mercury 4 cyl., 3.7L - 224 cid 1976-1989	27- 70905	27- 68715
MerCruiser 4.3 Liter V-6			
14149R50	GM V-6, 4.3L - 262 cid 1986-1992	27- 11977	27- 99757
806347R50	GM V-6, 4.3L - 262 cid 1993-1996	27- 824326	27- 99757
807736R50	GM V-6, 4.3L - 262 cid (Gen +) 1996-99	27- 824326002	27- 99757
N/A	GM V-6, 4.3L - 262 cid (Gen +) (w/o CPS) 2000-up	27- 824326002	27- 99757
8M0063328	GM V-6, 4.3L - 262 cid (Gen +) (with CPS) 2002-up	27- 824326002	27- 99757
MerCruiser 5.0 Liter V-8			
805636R50	GM V-8, 5.0L - 305 cid 1987-1995	27- 17145	27- 33395
N.L.A.	GM V-8, 5.0L - 305 cid (Gen +) 1998 & newer	27- 17145	27- 33395
N/A	GM V-8, 5.0L - 305 cid (Gen +) 2002 & newer	807473A 1	33395
MerCruiser 5.7 Liter V-8			
14156R50	GM V-8, 5.7L - 350 cid (RH) 1987-1995	27- 17145	27- 33395
N.L.A.	GM V-8, 5.7L - 350 cid (LH) (2-pc RM seal) 1987-95	27- 17145	27- 33395
807447R50	GM V-8, 5.7L - 350 cid 1992-95	27- 17145	27- 33395
807449R50	GM V-8, 5.7-L 350 cid (Gen +) (with CPS) 1996-up	27- 807473A 1	27- 33395
N.L.A.	GM V-8, 5.7-L 350 cid (Gen +) 1996	27- 807473A 1	27- 33395
N/A	GM V-8, 5.7-L 350 cid (Gen +) 2002-2004	27- 807473A 1	27- 33395
883944R50	GM V-8, 5.7L - 350 cid 1987-95	27- 17145	27- 33395
MerCruiser 6.2 Liter V-8			
N.L.A.	GM V-8, 6.2-L 377 cid (Gen+) 2000-01 w/o CPS	27- 807473A 1	27- 33395
N/A	GM V-8, 6.2-L 377 cid (Gen+) 2002-up with CPS	27- 807473A 1	27- 33395

Engine Applications	Description	Intake Gasket #	Exhaust Gasket #
MerCruiser 7.4 Liter V-8			
N.L.A.	GM V-8, 454 cid (Mark IV) 1977-1992	27-8M0050224	27- 46820
806351R50	GM V-8, 454 cid (Gen V) 1992-1996	27-8M0050225	27- 46820
N.L.A.	GM V-8, 454 cid (Gen V) MAG 1992-1996	27-8M0073380	27- 46820
N.L.A.	GM V-8, 454 cid (Gen VI) 1996-1997	27-8M0050225	27- 46820
N.L.A.	GM V-8, 454 cid (Gen VI) MAG 1996 and newer	27-8M0073380	27- 46820
N.L.A.	GM V-8, 454 cid (Mark IV) (RH - Opp. Rot.) 1977-92	27-8M0050224	27- 46820
883281R50	GM V-8, 454 cid (L29) 1998 and newer	27-803184	27- 46820
MerCruiser 8.1 Liter V-8			
8M0137122	GM V-8, 8.1-L 496 cid 2001 and newer	27-881633T01	27- 46820
8M0137121	GM V-8, 8.1-L 496 cid H.O.(High-Output) 2001-up	27-881633T01	27- 46820
MerCruiser 8.2 Liter V-8			
8M0062846	GM V-8, 502 cid (Gen V) carb 1992-1996	27-8M0073380	27- 46820
8M0062846	GM V-8, 502 cid (Gen V) MPI 1992-1996	27-805403A 1	27- 46820
8M0062846	GM V-8, 502 cid (Gen VI) 1996 and newer	27-805403A 1	27- 46820

MERCURISER

DARE TO COMPARE

COMPARE



We Dare To Compare: Marine Longblocks

Is a cheap engine a steal of a deal? Or just a box of rocks that costs more in the long run?

Most folks looking to repair a marine engine with a longblock are **SEARCHING** for a deal. After all, if the boat and motor are old, why spend much at all just get back on the water?


Buyer Beware.

Don't be easily fooled by price gimmicks, warranty tricks, and paying more for hidden "Extras".

Besides what really makes a marine engine work is still a mystery to most automotive engine builders.

Compared to the typical "Brand X", Quicksilver is the only logical choice for marine longblocks.

MERCUISER

<u>Dare to Compare: Performance</u>	<u>Brand X</u>	
Oil Pan	Extra	Included
Front Cover	Extra	Included
Valve Covers	Extra	Included
Circulating Water Pump	Extra	Included
Paint	Extra	Included
Genuine OEM Marine Parts	Up to \$2340.78 Extra	Included
Labor for "Extras"	Extra	Not Required
Freight Cost	Extra	Sometimes Free
Hidden Costs	Plenty of Extras	What You See Is What You Get

<u>Dare to Compare: Protection</u>	<u>Brand X</u>	
Warranty Coverage	12-mo	12 months parts & labor
Warranty Labor Rate	\$45 or \$55/hour	\$65/hour minimum
Labor Maximum	\$550-\$600	No maximum

<u>Dare to Compare: Peace of Mind</u>	<u>Brand X</u>	
Internal Content	Aftermarket	Genuine OEM Quicksilver
5/10 hour "Inspection"	Oil Change, Lash Valves, Re-Torque	Rework not Required
Dealer Network	Local Shop	Global Service Network
Oil Change Interval	Every 25 hours	100 hours
Pre-Delivery Inspection	What's that?	Quicksilver wrote the Book

Quality and integrity are paramount.

Buying Quicksilver is buying: Performance, Protection, & Peace of Mind.

PARTS

GENUINE MARINE OEM PARTS

When searching for a replacement engine, people sometimes turn to their local machine shop or automotive rebuilder to instead of a marine engine. Most of these local shops and automotive rebuilders are accustomed to building automotive type engines that utilize components that are lower in price but not suitable for the demands of a marine environment. This results in an engine that may be lower in price but not built to the same quality standards as are Quicksilver engines.

The table below shows the retail prices obtained from a national competitive auto parts chain. Here we compare the retail prices of OEM marine parts utilized in Quicksilver engines and aftermarket parts normally used to rebuild an automotive engine. A 2005 5.7L V-8 was used for this example.

COMPONENT	MARINE	RETAIL PRICE	AUTOMOTIVE	RETAIL PRICE
PISTONS with RINGS	Hypereutectic Teflon Coated Skirt	\$145.83 Each \$1,166.67 Set	Cast - Std. OEM Truck	\$30.99 Each \$247.91 Set
TIMING SET	Premium Roller Marine	\$101.83 Set	Single Roller Truck *SEE NOTE - 1	\$16.99 Set
VALVES	Stainless Oversize Stem	\$59.26 Each \$948.24 Set	Standard Truck *SEE NOTE - 2	\$7.69 Each \$123.04 Set
VALVE SPRINGS	Marine Duty	\$150.80 Set	Standard Truck *SEE NOTE - 3	\$43.04 Set
ROD BEARINGS	Marine Grade High Load	\$8.75 Each \$70.00 Set	Standard Automotive * SEE NOTE - 4	\$4.62 Each \$36.99 Set
MAIN BEARINGS	Marine Grade High Load	\$85.83 Set	Standard Automotive * SEE NOTE - 4	\$46.99 Set
OIL PUMP	NEW High Volume	\$329.17	Standard Truck * SEE NOTE - 5	\$29.99
HEAD GASKET SET	Marine Stainless Steel Fire Ring	\$93.17	Standard Automotive	\$59.98
TOTAL RETAIL PRICE	Equivalent parts used to build a Quicksilver Engine.	<u>\$2,945.71</u>	Parts cost to build a comparable Automotive/Truck engine.	<u>\$604.93</u>

NOTES

1. Speaking of roller valvetrain, even roller cams need to be hardened before grinding (not after) for marine duty. No one in automotive does that. This adds years of life to marine engines.
2. Most machine shops & rebuilders grind the valves, they don't replace them. At Quicksilver, we use all new stainless steel valves - 100%.
3. Most machine shops & rebuilders don't replace the valve springs. Automotive valve springs are not suitable for constant high RPM marine engine operation. We use marine valve springs and locks.

MERCURISER

NOTES AND PROCESS

4. For the bearings to live it is also imperative to super finish the crankshaft journals. This is rarely done outside of high performance racing engines.
5. Some machine shops don't replace the oil pump. Quicksilver uses brand new "high-volume" pumps to make sure the engine receives the best possible interior lubrication.

The Retail Value of Genuine OEM Marine Parts:

As the previous parts comparison shows, if a local machine/repair shop were to use the same quality parts as Quicksilver, the cost of their engines would be **\$2,340.78 higher** than the average rebuild price at full retail price. The nature of a marine engine is continuous WOT operation in corrosive environments not seen in any other application including automotive racing. As a result, the materials and designs required for internal engine parts differ significantly between marine and automotive engines. When you take your family and friends out on the water what's the true price of getting there and back again?

You get what you pay for with a Quicksilver Engine.

THE PROCESS

Building an engine to Quicksilver standards requires a significant investment in specialized equipment, documented process systems, and properly trained employees to consistently bore, hone, machine, clean, assemble, paint, and live-run every engine to provide the quality expected of an original equipment manufacturer. We literally give the production process continuous "white glove" inspections. Local machine shops rarely have the necessary equipment or process systems in place to remanufacture a marine engine to this level of quality. These important differences are often overlooked or unknown when comparing engine prices.

Teardown – Cleaning – Inspection:

- Each core engine is completely disassembled, then baked in an oven to burn off the oil, grease and corrosion.
- Next, all castings go through a "hot" high pressure wash to clean the material to a like-new condition. Older methods of shot or bead blasting are no longer utilized as part of the cleaning process, primarily to reduce the possibility of metal debris adhering to the block.
- Then, every component is inspected for cracks and erosion. Cracked or damaged crankshafts, blocks or heads are scrapped, not welded or repaired!
- Each engine goes through a total of four washing procedures throughout the engine-building process.
- Parts are continually monitored for cleanliness monitored with Statistical Process Controls

Machining Blocks:

- All machining is in a temperature controlled environment
- Each block is honed to proprietary specifications
- The deck is machined to ensure a flat sealing surface
- Crankshaft mains are line-honed
- Cam bores are also line-honed to eliminate bearing distortion. This important step is often avoided by other engine builders due to equipment cost and process time

Cylinder Heads:

- The head surface is machined to ensure a flat sealing surface
- Hardened exhaust seats are used and all seats are three-angle ground
- Valve guides are machined to accept an oversize valve stem. This is a critical process to eliminate stem-to-guide leakage. In an attempt to reduce cost, most competitors and machine shops knurl the valve guides which is an unacceptable process

COMPONENTS AND ASSEMBLY

Crankshafts:

- All crankshafts are ground to a maximum of .020 undersize
- Journals surfaces received a super-finish polish with CNC equipment
- Crankshafts are never welded to repair damage, they are scrapped

Connecting Rods:

- All rods are checked for straightness and twist
- All pin and bearing bores are honed

COMPONENTS

- Components are stored on plastic covered racks and containers protected from airborne contamination
- All purchased components are inspected for contamination and washed prior to assembly--- this cleaning process rarely found at any competitor or machine shop
- All machined components also receive a final wash prior to assembly

ASSEMBLY

The Environment

- The engine assembly area is in a separate room away from the machining departments
- This separation and filtered air circulation reduce the possibility of airborne contamination during the assembly process

Brass Freeze Plugs

- New brass freeze plugs are installed in the block with a special hydraulic press so that the plugs seat perfectly in the block

Crankshaft Installation

- The main bearing caps are torqued with a programmed DC tool that tightens all bolts on each cap at the same time
- Both rod studs are also torqued with a DC tool at the same time
- The air tool also applies a paint dot to each cap so it identifies correct installation

Inspection

- During the assembly process blocks are randomly selected to inspect for particulate contamination
- The block and components are washed and the rinse solution is inspected for contaminant particle count
- Complete batches of engines may be rejected if the particle count is beyond acceptable limits
- Blocks, heads and crankshafts are randomly selected for measurement
 - A coordinate measuring machine (CMM) accurately measures every dimension and then compares it to the OEM specification
 - The components are place on a computer controlled CMM fixture and automatically measured to ensure that each part meets the OEM specification

Final Assembly

- All stages of the final assembly are closely monitored so each engine meets the strict quality standards
- Each station is equipped with a complete set of documents describing each operation
- The platforms that carry each engine during assembly are washed after each engine is completed
- Automated tools are recalibrated regularly and tested to provide accurate installation
- All torques are digitally monitored and recorded per computer networked process steps

Final Testing

- Every Quicksilver engine must pass our Advanced SIM Test prior to shipment

TESTING

- The engine is placed in a test stand and pressure primed with hot oil to achieve operating temperature, allowing the gaskets and fasteners to properly seat
- Oil pressure and flow is checked with a computer controlled phased crank indexing process to verify all bearings
- A computer controlled rotational torque check is ultra-quiet to allow better detection of abnormal noises with a stethoscope
- Advanced compression testing takes 100 compression checks per cylinder, and is so accurate it can even detect valve lash issues
- UV lighting and a dye is used to check for oil leaks
- The test finishes with an oil flush to remove any initial start-up debris
- For future reference computer records are maintained for each engine by serial number

The value of our Advanced SIM TEST!

The Quicksilver legacy was forged in quality control. A commitment that has never faltered over the decades. Product testing is a major factor in assuring we get it right before it gets to you. As technology edges forward, Quicksilver moves in rhythm to utilize the most advanced tools to diagnose & reduce potential problems. A case in point is our Advanced SIM Test, a major upgrade from Hot Testing an engine following final assembly. This is just another example of raising the quality control bar another notch in Quicksilver's ongoing campaign toward safety and efficiency on the water.

At Quicksilver we are proud to provide the best!

See all of this for yourself. Plan a virtual plant tour by visiting:

Quicksilver-Products.com

ENGINE IDENTIFICATION SHEET

4.3L ENGINE IDENTIFICATION



“Identification Tips” for MerCruiser 4.3L Longblocks

1986 – 1992 14149R5

Non-balance shaft, with a mechanical fuel pump, a roller camshaft, and one piece rear seal.

- Easily identified by metal 10 bolt short front cover similar to 5.7L.
- Some non-balance shaft engines were produced without a manual fuel pump. This engine will fit either application with a fuel pump cover if manual fuel pump is not needed.
- All 12 intake manifold bolts are at 90 degree angle to cylinder head machined surface.

1993– 1995 806347R5

Balance shaft, no mechanical fuel pump, roller camshaft one piece rear seal.

- Easily identified by tall metal 10 bolt front cover different from 5.7L.
- All 12 intake manifold bolts are at 90 degree angle to cylinder head machined surface.

1996– 1998 807736R5

Balance shaft, no mechanical fuel pump, roller camshaft, one piece rear seal, “Vortec” cylinder heads with rocker ball & stud valve train.

- “Vortec” heads are easily identified. Only 2 bolts per corner on intake manifold. (8-total).
- The older crankshafts rear-flange are **0.123” longer**, and have a small pilot bushing hole on the back side.
- Plastic 6 bolt front cover.

1999– 2002 864256R05 (MPI) or 862757R01 (Carb/TBI)

Balance shaft, no mechanical fuel pump, roller camshaft, one piece rear seal, “Vortec” cylinder heads with roller rocker arm valve train.

- “Vortec” heads are easily identified. Only 2 bolts per corner of intake manifold. (8-total).
- The cylinder head actually went to the “roller rocker arm” in 2000. Mercury Remanufacturing has elected to change coverage to coincide with the 1998/1999 crankshaft change as the customer would have to change flywheels to coincide with the crankshaft used. The 1999 customers will actually get a product improvement with the roller rocker arms and will not have to make any changes to their current parts.
- The crankshaft has a **0.123” shorter** rear flange and larger pilot bushing than previous versions.
- Plastic 6 bolt front cover.

MERCUISER



"Identification Tips" for MerCruiser 5.0L & 5.7L Longblocks

Over the years there have been several changes to the GM 5.0-Liter and 5.7-Liter engine blocks. Often making it difficult to positively identify which version a technician is working on, and the appropriate parts required to complete any necessary repairs. Hopefully, this will help to take some of the mystery out of the identification process.

1986 & Earlier

- A. All 12 of the intake manifold bolts are installed at a 90-degree angle to the block.
- B. The valve cover bolts are installed at the perimeter of the head.
- C. Crankshafts utilize a 2-piece rear-main seal.
- D. These blocks are machined to operate a mechanical fuel pump.

Note: In 1986 there was a limited production run with a one-piece rear-main seal, perimeter valve-cover bolts, and 90-degree bolt pattern for the intake manifold.

1987 thru 1995

- A. 8 of the 12 intake manifold bolts are installed at a 90-degree angle to the block. The other 4 bolts are installed at a 72-degree angle.
- B. The valve cover bolts are installed in the center of the head.
- C. Crankshafts utilize a 1-piece rear-main seal.
- D. These blocks are machined to operate a mechanical fuel pump.

Note: During 1996 and 1997 the 350-Magnum (carb) and a limited production of the 5.7-Liter EFI throttle body utilized this (non-Gen+) designed roller-cam engine.

1996 & Newer (Gen+)

- A. All 8 intake manifold bolts are installed vertically. (Straight-up and down)
See MerCruiser Service Bulletin # 97-1 for proper torque procedures and specification.
- B. The valve cover bolts are installed in the center of the head.
- C. Crankshafts utilize a 1-piece rear-main seal.
- D. Timing covers are plastic.
- E. Engines are fit with electric fuel pumps.

Note 1: During 1996 and 1997 the 350-Magnum (carb) and a limited production of the 5.7-Liter EFI throttle body utilized the 1987 thru 1995 engine block as stated above.

BIG BLOCK ENGINE IDENTIFICATION

Identification tips for MerCruiser Big Block Engines.**1991 and earlier Mark IV 454/7.4L**

Two piece rear main seal on crankshaft, $\frac{3}{4}$ in pipe plug in the front and rear of each cylinder head, stamped steel 10 bolt front cover. Stamped Steel valve covers, flat tappet camshaft

1991-1996 Gen V 454/7.4L & 502/8.2L

One piece rear main seal, 10 bolt stamped steel front cover, flat tappet camshaft, cast aluminum valve covers.

1996-2002 Gen VI 454/7.4L & 502/8.2L

One piece rear main seal, 6 bolt cast aluminum front cover, roller camshaft, cast aluminum valve covers

2002-2008 496/8.1L

One piece rear main seal, cast aluminum valve covers with coil bracket mounts, crankshaft position sensor at rear of crankcase, roller camshaft, cast aluminum oil pan.

OIL PRIMING INSTRUCTIONS



Oil System Priming for Remanufactured Engines and Longblocks

All MerCruiser remanufactured 4-cycle engines and longblocks are temporarily fit with electrical, cooling, and fuel systems to perform a series of "Hot-Test" validations for quality control purposes. After the tests, the engine oil drains back into the pan and loses its lubrication value for the bearings, valve-train, and cylinder walls. As shipped, the remanufactured engine or longblock is therefore presumed to be dry.

IMPORTANT: This oil priming procedure is required for all remanufactured engines (including longblocks) prior to initial engine start-up to reduce the potential for premature bearing failures. Evidence of non-compliance could result in the denial of a warranty claim.

There are two methods to prime an engine prior to ignition. Although one is preferred, either may be used.

1. Prime using an engine oil priming tool (available at automotive parts stores; obtain locally). This is the preferred method.
2. Prime using a remote starter switch.

Remote Starter Switch	91- 52024A 1
-----------------------	--------------

Using an Engine Oil Priming Tool

1. Fill the engine crankcase to the proper level with the recommended synthetic blend engine oil.

Qty.	Description	Part Number
AR	Synthetic Blend MerCruiser Engine Oil, FC-W Certified, SAE 25W40	8M0086226

2. Remove the complete distributor assembly, being certain to mark it for proper reinstallation. Refer to the applicable MerCruiser Service Manual for details.
3. Install the oil priming tool into the distributor bore and onto the oil pump shaft.
4. Rotate the oil pump with an electric drill until oil pressure registers on an oil pressure gauge. Oil pressure will typically register within two minutes of running the drill.
5. Remove the priming tool and reinstall the distributor according to instructions provided in the applicable MerCruiser Service Manual.

Using a Remote Starter Switch

1. Fill the engine crankcase to the proper level with the recommended synthetic blend engine oil.

Qty.	Description	Part Number
AR	Synthetic Blend MerCruiser Engine Oil, FC-W Certified, SAE 25W40	8M0086226

2. Remove all spark plugs.
NOTE: Tag spark plug wires with temporary labels, as necessary to ensure that they are reconnected correctly.
3. Disconnect the coil wire from the distributor and connect it to a good ground.
IMPORTANT: Ensure that the ignition key is in the OFF position.
4. Connect the remote starter switch to the large, 12 V terminal (typically a red battery cable) and the small terminal (yellow/red cable) on the starter motor.
IMPORTANT: It is possible to perform this procedure using the boat's key switch instead of a remote starter switch. Should you choose this option, make certain that you disconnect the purple wire from the coil before turning the key. Protect the purple wire's connector with electrical tape to avoid accidentally grounding the wire.
5. Prime the oil pump and passages:
 - a. Crank the engine for approximately 15-18 seconds.
 - b. Let the starter motor cool down for one minute before cycling again.
 - c. Repeat this process until oil pressure registers on an oil pressure gauge. Oil pressure will typically register within six or seven cycles of cranking and cooling the starter motor.
6. Remove the remote starter switch (or reconnect the purple wire to the ignition coil, if using the boat's key switch).
7. Install the spark plugs and plug wires.
NOTE: Ensure that all plug wires are connected to the proper cylinders and that they are correctly routed. Remove any temporary labels.
8. Supply the seawater pump with cooling water.
9. Start the engine to verify oil pressure.

MERCruiser

ENGINE BREAK-IN PROCEDURES



"Break-In" Procedures for 4-cycle MerCruiser Engines

IMPORTANT: The first 20-hours of operation will have a dramatic affect relative to overall engine performance and expected engine life. Proper break-in practices reduce the potential for excessive oil consumption. It also helps to achieve better engine performance levels for a longer period of time.

FIRST 20-HOURS:

1. Do **NOT** operate the engine below 1500 rpm for extended periods of time. Shift into gear as soon as possible after starting the engine. Advance the throttle above 1500 rpm **if conditions permit safe operation.**
2. Do **NOT** operate at one continuous speed for extended periods of time. Vary the throttle position every ten to fifteen minutes.
3. Do **NOT** exceed $\frac{3}{4}$ throttle during the first 10 hours of operation. During the next 10 hours you may occasionally operate at full throttle for no more than 5-minutes as a time.
4. Do **NOT** operate at full throttle until the engine reaches normal operating temperatures.
5. Avoid full throttle acceleration from an IDLE speed.

AFTER FIRST 20-HOURS:

To help extend the engine life for a remanufactured MerCruiser engine, consider the following recommendations.

1. Install and maintain the correct propeller for the application. Make sure the prop allows the engine to operate at (or near) the top of its specified Wide-Open-Throttle rpm range. Refer to the Owner's Manual, or consult with your marine dealer to determine the correct prop for the application.
2. Refrain from extended periods of Wide-Open-Throttle. We recommend cruising at $\frac{3}{4}$ throttle or below for longer term operation.
3. Change the oil and filter regularly. Refer to the Specifications and Maintenance section of the MerCruiser Owners Guide for recommendations.

CORROSION - LOOK AND COMPARE



Invest in your fun.


Buy authentic Mercury MerCruiser Sterndrives

While aftermarket Sterndrives can cost less and fit like the originals, a recent lab test demonstrates the value of buying authentic Mercury MerCruiser Sterndrives.

MERCUISER



Every day for one year, each drive was immersed in a swirling tide of saltwater in Mercury's Florida test facility pool, and then pulled out to air dry. After 52 weeks of exposure to the elements, the aftermarket drive exhibited markedly more paint flaking and corrosion. The corrosion is especially noticeable near the vulnerable engine mounting bracket.



Mercury's corrosion-resistant, low-copper aluminum alloy and superior paint protect the MerCruiser Alpha drive against paint flaking and disintegration, resulting in a still-shiny, protected drive at the end of 52 weeks of air and saltwater exposure.

Invest in your fun and buy Mercury Marine-made MerCruiser Sterndrives.

You get what you pay for.

STERNDRIVE AVAILABLE GEAR RATIOS

Sterndrive Available Gear Ratios

Alpha

Engine Model		Single Engine Gear Ratio (Primary)	Gear Ratio (High Altitude)	Twin Engine Gear Ratio (Optional)
3.0L		2.00:1	2.40:1	2.00:1
3.0L MPI		2.00:1	2.40:1	2.00:1
4.3L	2-barrel	1.81:1	2.00:1	1.81:1
	4-barrel	1.62:1	1.81:1	1.62:1
	MPI	1.62:1	1.81:1	1.62:1
4.5L	200	1.81:1	2.00:1	1.81:1
	250	1.62:1	1.81:1	1.62:1
5.0L MPI		1.62:1	1.81:1	1.62:1
350 MAG MPI		1.47:1	1.62:1	1.47:1
357 4-barrel		1.47:1	1.62:1	1.47:1

Bravo One

Engine Model		Single Engine Gear Ratio (Primary)	Gear Ratio (High Altitude)	Twin Engine Gear Ratio (Optional)
4.5L		1.50:1	1.65:1	1.50:1
5.0L MPI		1.65:1	-	1.50:1
357 4-barrel		1.50:1	1.65:1	1.50:1
350 MAG MPI		1.65:1	-	1.50:1
377 MAG MPI		1.65:1	-	1.50:1
383 MAG MPI		1.65:1	-	1.50:1
383 4-barrel		1.50:1	1.65:1	1.50:1
6.2L	300	1.50:1	1.65:1	1.36:1
	350	1.50:1	1.65:1	1.36:1

Bravo One X

Engine Model		Single Engine Gear Ratio (Primary)	Gear Ratio (High Altitude)	Twin Engine Gear Ratio (Optional)
8.2L MAG		1.50:1	1.65:1	1.50:1
8.2L MAG H.O.		1.50:1	1.65:1	1.50:1
540 MAG		1.50:1	1.65:1	1.50:1
496 MAG		1.50:1	1.65:1	1.50:1
496 MAG H.O.		1.50:1	1.65:1	1.50:1

MERCURISER

STERNDRIVE AVAILABLE GEAR RATIOS

MERCUISER

Bravo One XR

Engine Model	Single Engine Gear Ratio (Primary)	Gear Ratio (High Altitude)	Twin Engine Gear Ratio (Optional)
8.2L MAG	1.50:1	-	1.50:1
8.2L MAG H.O.	1.50:1	-	1.50:1
540 MAG	1.50:1	-	1.50:1
496 MAG	1.50:1	-	1.50:1
496 MAG H.O.	1.50:1	-	1.50:1

Bravo Two

Engine Model	Single Engine Gear Ratio (Primary)	Gear Ratio (High Altitude)	Twin Engine Gear Ratio (Optional)
4.3L	2-barrel	2.20:1	2.43:1
	4-barrel	2.20:1	2.43:1
	MPI	2.20:1	2.43:1
4.5L	200	2.20:1	2.43:1
	250	2.20:1	2.43:1
5.0 MPI	2.20:1	2.43:1	2.00:1
357 4-barrel	2.20:1	2.43:1	2.00:1
350 MAG MPI	2.20:1	2.43:1	2.00:1
377 MAG MPI	2.20:1	2.43:1	2.00:1
383 MAG MPI	2.20:1	2.43:1	2.00:1
383 4-barrel	2.20:1	2.43:1	2.00:1
6.2L	300	2.20:1	2.43:1
	350	2.00:1	2.20:1

Bravo Two X

Engine Model	Single Engine Gear Ratio (Primary)	Gear Ratio (High Altitude)	Twin Engine Gear Ratio (Optional)
383 4-barrel	1.81:1	2.00:1	1.81:1
8.2L MAG	1.81:1	2.00:1	1.81:1
8.2L MAG H.O.	1.81:1	2.00:1	1.81:1
540 MAG 4-barrel	1.81:1	2.00:1	1.81:1
496 MAG	1.81:1	2.00:1	1.81:1
496 MAG H.O.	1.81:1	2.00:1	1.81:1

Bravo Three

Engine Model		Single Engine Gear Ratio (Primary)	Gear Ratio (High Altitude)	Twin Engine Gear Ratio (Optional)
4.3L	2-barrel	2.43:1	-	2.20:1
	4-barrel	2.20:1	2.43:1	2.00:1
	MPI	2.20:1	2.43:1	2.00:1
4.5L	200	2.43:1	-	2.20:1
	250	2.20:1	2.43:1	2.00:1
5.0L MPI		2.20:1	2.43:1	2.00:1
357 MAG 4-barrel		2.20:1	2.43:1	2.00:1
350 MAG MPI		2.20:1	2.43:1	2.00:1
377 MAG MPI		2.20:1	2.43:1	2.00:1
383 MAG MPI		2.20:1	2.43:1	2.00:1
383 4-barrel*		1.81:1/2.20:1*	2.00:1/2.43:1*	1.81:1/2.00:1*
6.2L	300	2.20:1	2.43:1	2.00:1
	350	2.00:1	2.20:1	1.81:1

*Use numerically smaller ratio for boats over 55 mph, and numerically larger ratio for boats under 55 mph

Bravo Three X

Engine Model	Single Engine Gear Ratio (Primary)	Gear Ratio (High Altitude)	Twin Engine Gear Ratio (Optional)
383 4-barrel	1.81:1	2.00:1	1.81:1
8.2L MAG	1.81:1	2.00:1	1.81:1
8.2L MAG H.O.	1.81:1	2.00:1	1.81:1
540 MAG 4-barrel	1.81:1	2.00:1	1.81:1
496 MAG	1.81:1	2.00:1	1.81:1
496 MAG H.O.	1.81:1	2.00:1	1.81:1

Bravo Three XR

Engine Model	Single Engine Gear Ratio (Primary)	Gear Ratio (High Altitude)	Twin Engine Gear Ratio (Optional)
8.2L MAG	1.81:1	2.00:1	1.65:1
8.2L MAG H.O.	1.81:1	2.00:1	1.65:1
540 MAG 4-barrel	1.81:1	2.00:1	1.65:1
496 MAG	1.81:1	2.00:1	1.81:1
496 MAG H.O.	1.81:1	2.00:1	1.81:1

MERCUISER STERNDRIVES - NEW

MERCUISER STERNDRIVES - NEW

For more than 50 years the word "MerCruiser" has stood for sterndrive performance. Choose from more than 20 unique drive systems such as our Alpha One, the most popular sterndrive in the world, or our brawny Bravo Series drives. MerCruiser has the perfect drive system for you and your boat.

ALPHA DRIVES

ALPHA ONE – The Most Popular Sterndrive in the World. Single or twin applications up to 65 mph for gas engines up to 300 hp, Gen I and Gen II are available.

BRAVO DRIVES

BRAVO ONE – Great Performance Starts with Heart. Single, twin, triple applications over 100 mph for gas sterndrives up to 600 hp.

BRAVO TWO—Handle the Biggest Boats with Authority. Twin applications up to 55 mph for gas engines up to 450 hp.

BRAVO THREE-Efficient. Maneuverable. Unbeatable. Single or twin applications up to 65 mph for engines up to 525 hp.

STERNDRIVES - ALPHA ONE

NOTE: When using the Alpha One Sterndrive Assembly as a replacement on earlier (pre 1983) 4 & 6 cylinder inline models, it will be necessary to replace the standard yoke with a short U-joint yoke. This yoke is not included and must be removed from the old unit.

ALPHA ONE STERNDRIVE



5-5010130CP

Alpha One
1.30 ratio
Standard Rotation (RH)

5-5010147CP

Alpha One
1.47 ratio
Standard Rotation (RH)

5-5010162CP

Alpha One
1.62 ratio
Standard Rotation (RH)

5-5010181CP

Alpha One
1.81 ratio
Standard Rotation (RH)

5-5010194CP

Alpha One
1.94 ratio
Standard Rotation (RH)

STERNDRIVES - ALPHA ONE GEN II

ALPHA ONE GEN II STERNDRIVE



5-5121200TP

Alpha One Gen II
1.47 ratio
Standard Rotation (RH)

5-5111200TP

Alpha One Gen II
1.47 ratio
Counter Rotation (LH)

5-5121300TP

Alpha One Gen II
1.62 ratio
Standard Rotation (RH)

5-5111300TP

Alpha One Gen II
1.62 ratio
Counter Rotation (LH)

5-5121400TP

Alpha One Gen II
1.81 ratio
Standard Rotation (RH),

5-5111400TP

Alpha One Gen II
1.81 ratio
Counter Rotation (LH)

5-5121600TP

Alpha One Gen II
2.00 ratio
Standard Rotation (RH)

5-5111600TP

Alpha One Gen II
2.00:1 Ratio
Counter Rotation (LH)
(s/n 0W535509 and below)

5-5121700TP

Alpha One Gen II
2.40 ratio
Standard Rotation (RH)

STERNDRIVES - BRAVO ONE (CLASSIC)

Brand new and fresh from the factory, the classic Bravo sterndrive look is still available on selected p/n's. They feature all of the latest improvements to the cone clutch and machining improvements that make Bravo sterndrives best in class for shift smoothness and durable performance.

If the specific drive you are looking for is not listed, please refer to MerCruiser Service Bulletin 2005-11 for alternate options.

BRAVO ONE STERNDRIVE



5-5231200NP

Bravo One
1.50 ratio
with dual water pickup
(s/n 0W249999 and below)

STERNDRIVES - BRAVO ONE

BRAVO ONE STERNDRIVE



5-5231100TP

Bravo One
1.36 ratio with dual water pickup
(s/n 0W250000 & up)

5-5231200TP

Bravo One
1.50 ratio with dual water pickup
(s/n 0W250000 and up)

5-5231300TP

Bravo One
1.65 ratio with dual water pickup
(s/n 0W250000 and up)

5-5237100TP

Bravo One X
1.36 ratio with dual water pickup
(s/n 0W250000 and up)

5-5237200TP

Bravo One X
1.50 ratio with dual water pickup
(s/n 0W250000 and up)

5-5237300TP

Bravo One X
1.65 ratio with dual water pickup
(s/n 0W250000 and up)

5-5E31900UP

Bravo One XR
1.35 ratio with dual water pickup
(s/n 0W240000 and up)

5-5E31200UP

Bravo One XR
1.50 ratio with dual water pickup
(s/n 0W240000 and up)

STERNDRIVES - BRAVO ONE (SEACORE)

BRAVO ONE STERNDRIVE



5-5J31200TP

Bravo One - SeaCore
1.50 ratio with dual water pickup

5-5J31300TP

Bravo One - SeaCore
1.65 ratio with dual water pickup

5-5J37200TP

Bravo One X - SeaCore
1.50 ratio with dual water pickup

5-5J37300TP


Bravo One X - SeaCore
1.65 ratio with dual water pickup

STERNDRIVES - BRAVO TWO (CLASSIC)

Brand new and fresh from the factory, the classic Bravo sterndrive look is still available on selected p/n's. They feature all of the latest improvements to the cone clutch and machining improvements that make Bravo sterndrives best in class for shift smoothness and durable performance.

If the specific drive you are looking for is not listed, please refer to MerCruiser Service Bulletin 2005-11 for alternate options.

BRAVO TWO STERNDRIVE



5-5331600LP

Bravo Two
2.00 ratio
(s/n 0W249999 and below)

MERCUISER STERNDRIVES - NEW

STERNDRIVES - BRAVO TWO

BRAVO TWO STERNDRIVE



5-5331200TP

Bravo Two
1.50 ratio
(s/n 0W250000 and up)

5-5331400TP

Bravo Two
1.81 ratio
(s/n 0W250000 and up)

5-5331600TP

Bravo Two
2.00 ratio
(s/n 0W250000 and up)

5-5331500TP

Bravo Two
2.20 ratio
(s/n 0W250000 and up)

5-5337400TP

Bravo Two X
1.81 ratio
(s/n 0W250000 and up)

5-5337600TP


Bravo Two X
2.00 ratio
(s/n 0W250000 and up)

5-5337500TP

Bravo Two X
2.20 ratio
(s/n 0W250000 and up)

STERNDRIVES - BRAVO TWO (SEACORE)

BRAVO TWO STERNDRIVE



5-5K31600TP

Bravo Two - SeaCore
2.00 ratio

5-5K31500TP

Bravo Two - SeaCore
2.20 ratio

5-5K37400TP

Bravo Two X - SeaCore
1.81 ratio

5-5K37600TP

Bravo Two X - SeaCore
2.00 ratio

STERNDRIVES - BRAVO THREE (CLASSIC)

Brand new and fresh from the factory, the classic Bravo sterndrive look is still available on selected p/n's. They feature all of the latest improvements to the cone clutch and machining improvements that make Bravo sterndrives best in class for shift smoothness and durable performance.

If the specific drive you are looking for is not listed, please refer to MerCruiser Service Bulletin 2005-11 for alternate options.

BRAVO THREE STERNDRIVE



5-5441400LP

Bravo Three
1.81 ratio
(s/n 0W249999 and below)

5-5441600LP


Bravo Three
2.00 ratio
(s/n 0W249999 and below)

5-5441500LP

Bravo Three
2.20 ratio
(s/n 0W249999 and below)

STERNDRIVES - BRAVO THREE

BRAVO THREE STERNDRIVE



5-5441200TP

Bravo Three
1.50 ratio
(s/n 0W250000 and up)

5-5441400TP

Bravo Three
1.81 ratio
(s/n 0W250000 and up)

5-5441600TP

Bravo Three
2.00 ratio
(s/n 0W250000 and up)

5-5441500TP

Bravo Three
2.20 ratio
(s/n 0W250000 and up)

5-5441700TP

Bravo Three
2.43 ratio
(s/n 0W250000 and up)

5-5447400TZ

Bravo Three X, dual water pickup
1.81 ratio
(s/n 0W250000 and up)

5-5447600TZ

Bravo Three X, dual water pickup
2.00 ratio
(s/n 0W250000 and up)

5-5447500TZ

Bravo Three X, dual water pickup
2.20 ratio
(s/n 0W250000 and up)

5-5H41300UP

Bravo Three XR, dual water pickup
1.65 ratio
(s/n 0W240000 and up)

5-5H41400UP

Bravo Three XR, dual water pickup
1.81 ratio
(s/n 0W240000 and up)

5-5H41600TZ

Bravo Three XR, dual water pickup
2.00 ratio
(s/n 0W240000 and up)

STERNDRIVES - BRAVO THREE (SEACORE)

BRAVO THREE STERNDRIVE



5-5L41300TP

Bravo Three - SeaCore
1.65 ratio

5-5L41400TP

Bravo Three - SeaCore
1.81 ratio

5-5L41600TP

Bravo Three - SeaCore
2.00 ratio

5-5L41500TP

Bravo Three - SeaCore
2.20 ratio

5-5L41700TP

Bravo Three - SeaCore
2.43 ratio

5-5L47400TP

Bravo Three X - SeaCore
1.81 ratio

5-5L47600TP

Bravo Three X - SeaCore
2.00 ratio

5-5L47500TP

Bravo Three X - SeaCore
2.20 ratio

5-5M41600TP

Bravo Three XR - SeaCore
2.00 ratio

DRIVESHAFT HOUSINGS - COMPLETE

NOTE: When using the Alpha One Driveshaft Housing Assembly as a replacement on earlier (pre 1983) 4 & 6 cylinder inline models, it will be necessary to replace the standard yoke with a short U-joint yoke (p/n 39385A 1). This yoke is not included and must be removed from the old unit or ordered separately.

ALPHA ONE DRIVESHAFT HOUSING - COMPLETE



1547- 9412A19

1.32 ratio
Fits MC-I, R, MR & Alpha One

1547- 9412A20

1.50 ratio
Fits MC-I, R, MR & Alpha One

1547- 9412A21

1.65 ratio
Fits MC-I, R, MR & Alpha One


1547- 9412A22

1.84 ratio
Fits MC-I, R, MR & Alpha One

1547- 9412A23

1.98 ratio
Fits MC-I, R, MR & Alpha One

ALPHA ONE GEN II DRIVESHAFT HOUSING - COMPLETE



1547-861063A12

1.47 ratio
Fits Alpha One Gen II

1547-861063A10

1.62 & 2.00 ratios
Fits Alpha One Gen II

1547-861063A 8

1.81 ratio
Fits Alpha One Gen II

MERCURUISER


MERCUISER STERNDRIVES - NEW

MERCUISER

1547-861063A 6

1.94 & 2.40 ratio
Fits Alpha One Gen II

BRAVO DRIVESHAFT HOUSING - COMPLETE



1589-863836A50

Fits Bravo I & Perf. (1.36), II (1.50 & 1.81) & III (1.36 & 1.81) (s/n OD469909-0W249999)

1589-863836A51

Fits Bravo I & Perf. (1.50), II (1.65 & 2.00) & III (1.50, 1.65 & 2.00) (s/n OD469920-0W249999)

1589-863836A52

Fits Bravo I & Perf. (1.65), II (2.20) & III (2.20 & 2.43 ratio) (s/n 0W249999 & below)

1589-863836A66

Fits Bravo I X & XZ (1.36), II X (1.50 & 1.81) & III X (1.36 & 1.81) (s/n 0M100001-0W249999)

1589-863836A67

Fits Bravo I X & XZ (1.50), II X (1.65 & 2.00) & III X (1.50, 1.65 & 2.00) (s/n 0M100001-0W249999)

1589-863836A56

Fits Bravo I XR (s/n 0M100001-0W239999)

BRAVO DRIVESHAFT HOUSING - COMPLETE



1589-865440H50

Fits Bravo I (1.36), II (1.50) & III (1.36) (s/n 0W250000 and up)

1589-865440H51

Fits Bravo I (1.50), II (1.65 & 2.00) & III (1.65 & 2.00) (s/n 0W250000 and up)

1589-865440H52

Fits Bravo I (1.65), II (2.20) & III (2.20 & 2.43 ratio) (s/n 0W250000 and up)

1589-865440H01

Fits Bravo II (1.81) & III (1.81) (s/n 0W250000 and up)

1589-865440H02

Fits Bravo III (1.50) (s/n 0W250000 and up)

BRAVO SEACORE DRIVESHAFT HOUSING - COMPLETE

1500-866458J01

SeaCore

Fits Bravo I (1.36), II (1.81) & III (1.36)

1500-866458J02

SeaCore

Fits Bravo I (1.50), II (2.00) & III (1.65 & 2.00)

1500-866458J03

SeaCore

Fits Bravo I (1.65), II (2.20) & III (2.20 & 2.43 ratio)

1500-866458J04

SeaCore

Fits Bravo II (1.81) & III (1.81)

BRAVO X DRIVESHAFT HOUSING - COMPLETE



1589-865440H66

Fits Bravo I X (1.36), II X (1.50 & 1.81) & III X (1.36 & 1.81) (s/n 0W250000 and up)

1589-865440H67

Fits Bravo I X (1.50), II X (1.65 & 2.00) & III X (1.50, 1.65 & 2.00) (s/n 0W250000 and up)

1589-865440H68

Fits Bravo I X (1.65), II X (2.20) & III X (2.20 & 2.43) (s/n 0W250000 and up)

1589-865440H56

Fits Bravo I XR (s/n 0W240000 and up)

1589-865440H73

Fits Bravo I XR with integrated transom (s/n 0W240000 and up)

BRAVO X SEACORE DRIVESHAFT HOUSING - COMPLETE

1500-866459J01

SeaCore

Fits Bravo I X (1.36), II X (1.50 & 1.81) & III X (1.36 & 1.81)

1500-866459J02

SeaCore

Fits Bravo I X (1.50), II X (1.65 & 2.00) & III X (1.50, 1.65 & 2.00)

1500-866459J03

SeaCore

Fits Bravo I X (1.65), II X (2.20) & III X (2.20)


1500-866459J04

SeaCore

Fits Bravo III XR (2.00)

DRIVESHAFT HOUSINGS - BASIC


ALPHA ONE GEN II DRIVESHAFT HOUSING



1547-861063A 4

Fits Alpha One Gen II (s/n 0L100040 and up)

BRAVO DRIVESHAFT HOUSING



1589- 8868A15

Fits Bravo I (s/n 0B664190-0D469908)

1589- 8868G21

Fits Bravo I (s/n 0D469909 - 0L999999)
Fits Bravo II (s/n 0B664190 - 0L999999)
Fits Bravo III (s/n 0D784124 - 0L999999)

1589-864571A72

Fits Bravo I/II/III (s/n 0M100001-0W249999)

1589-864571A70

Fits Bravo I/II/III X & XR/XZ (s/n 0M100001-0W239999)

BRAVO DRIVESHAFT HOUSING



1589-865440H72

Fits Bravo I/II/III (s/n 0W250000 and up)

1500-866458J00

SeaCore

Fits Bravo I/II/III

BRAVO DRIVESHAFT HOUSING



1589-865440H70

Fits Bravo I/II/III X & XR (s/n 0W240000 and up)

1500-866459J00

SeaCore

Fits Bravo I/II/III X & XR

GEAR HOUSINGS - COMPLETE

ALPHA ONE GEAR HOUSING - COMPLETE



1623- 8951A43

Standard Rotation (RH)
Fits R, MR & Alpha One

1623- 8951A33

Counter Rotation (LH)
Fits MR & Alpha One

ALPHA ONE GEN II GEAR HOUSING - COMPLETE



1623-815822A53

1.47, 1.62, 1.81 & 1.94 ratio
Standard Rotation (RH)
Fits Alpha One Gen II

1623-815822A47

1.47, 1.62, 1.81 & 1.94 ratio
Counter Rotation (LH)
Fits Alpha One Gen II

1623-815822A55

2.00 & 2.40 ratio
Standard rotation (RH)
Fits Alpha One Gen II

1623-815822A52

2.00 ratio
Counter Rotation (LH)
Fits Alpha One Gen II

BRAVO ONE GEAR HOUSING - COMPLETE



1656- 8866A63

With dual water pickup
1.36, 1.50 & 1.65 ratio
Fits Bravo I (s/n 0D649909 & up) & I X drives

MERCUISER

MERCUISER STERNDRIVES - NEW

1656- 8866J01

SeaCore
With dual water pickup
1.36, 1.50 & 1.65 ratio
Fits Bravo I & I X drives

1656- 8866A83

With heavy duty propshaft and dual water pickup
Fits Bravo I XR (1.35)

1656- 8866A62

With heavy duty propshaft and dual water pickup
Fits Bravo I XR (1.50) & XZ (1.36 & 1.50)

BRAVO ONE GEAR HOUSING - COMPLETE



1656- 8866A80

With heavy duty propshaft and low water pickup
Fits Bravo I XR (1.26)

BRAVO TWO GEAR HOUSING - COMPLETE



1641- 8294A19

1.50 & 1.65 ratio
Fits Bravo II (s/n OD469920 & up) & II X

1641- 8294A16

1.81, 2.00 & 2.20 ratio
Fits Bravo II (s/n OD469920 & up) & II X

1641- 8294J02

SeaCore
1.65 ratio
Fits Bravo II X

1641- 8294J01

SeaCore
1.81, 2.00 & 2.20 ratio
Fits Bravo II & IIX

BRAVO THREE GEAR HOUSING - COMPLETE



1656- 8866G07

1.36 & 1.50 ratio
Fits Bravo III (s/n OD784124 and up) & III X

1656- 8M0046733

1.36 & 1.50 ratio, dual water pickup
Fits Bravo III X (s/n OW240000 & up)

1656- 8866G08

1.65 ratio
Fits Bravo III (s/n OD784124 and up) & III X. Also fits Bravo III XR - 1.65 ratio (OW240000 & up)

1656- 8M0046735

1.65 ratio, dual water pickup
Fits Bravo III X/XR (s/n OW240000 & up)

1656- 8M0046738

1.81, 2.00 & 2.20 ratio, dual water pickup
Fits Bravo III X (s/n OW240000 & up). Also fits Bravo III XR - 2.00 ratio (OW240000 & up)

1656- 8866G10

2.43 ratio
Fits Bravo III (s/n OD784124 and up) & III X

1656- 8M0046682

2.43 ratio, dual water pickup
Fits Bravo III X (s/n OW0240000 & up)

1656- 8M0046831

1.81 ratio, dual water pickup
Fits Bravo III XR (s/n OW240000 and up)

1656- 8866J08

SeaCore
1.36 & 1.50 ratio
Fits Bravo III X

1656- 8866J24

SeaCore
1.65 ratio
Fits Bravo III & III X

1656- 8866J09

SeaCore
1.81, 2.00 & 2.20 ratio
Fits Bravo III & III X. Also fits Bravo III XR - 2.00 ratio

1656- 8866J07

SeaCore
1.81ratio
Fits Bravo III XR - 1.81 ratio

1656- 8866J25

SeaCore
2.43 ratio
Fits Bravo III

MERCUISER

GEAR HOUSINGS - BASIC

MC-I/R GEAR HOUSING



1623- 5356A 4

Fits MC-I & R drives

ALPHA ONE GEAR HOUSING



1623- 8951A37

Standard Rotation (RH)
Fits MR & Alpha One

1623- 8951A39

Counter Rotation (LH)
Fits MR & Alpha One

ALPHA ONE GEN II GEAR HOUSING



1623-815822A30

Standard Rotation (RH)
Fits Alpha One Gen II (s/n OD469859-0F679999)

1623-815822A28

Counter Rotation (LH)
Fits Alpha One Gen II (s/n OD469859-0F679999)

1623-815822A36

Standard or Counter Rotation
Fits Alpha One Gen II (s/n 0F680000 and up)


BRAVO ONE GEAR HOUSING



1656- 8866A11

Fits Bravo I (s/n OD469908 & below)

BRAVO ONE GEAR HOUSING



1656- 8866A64

With dual water pickup
Fits Bravo I (s/n OD469909 & up) & X/XR/XZ

1656- 8866J00

SeaCore
With dual water pickup
Fits Bravo I & I X

BRAVO TWO GEAR HOUSING




1641- 8294A14

Fits Bravo II (s/n OD469920 & up)

1641- 8294J00

SeaCore
Fits Bravo II & IIX

BRAVO THREE GEAR HOUSING



1656-8M0046683

Dual water pickup
Fits Bravo III (s/n OD784124 and up)

1656- 8866J30

SeaCore
With dual water pickup
Fits Bravo III

MERCUISER


MERCUISER TRANSOMS - NEW

The transom assembly is the least discussed component but inarguably, one of the most important. This holds true for every MerCruiser sterndrive application. Most people's repower focus is on the engine and sterndrive. However, the transom delivers the cooling water, manages the exhaust, serves as the primary engine mount, controls the steering, manages the trim system, delivers MerCathode corrosion protection, and serves as the conduit for speed and trim control. The transom also serves the important function of sealing seawater outside the boat.

When you consider the importance and value of this critical component, make sure to also consider the condition of your present transom assembly. Taking care of a transom during a repower may save from lost time on the water later.

TRANSOM ASSEMBLY - ALPHA

TRANSOM ASSEMBLY



6-601000CP

1990 & older Alpha One

601000DP

1991-1993 Alpha One Gen II

6-6111002LP


1994-2016 Alpha One Gen II

6-6100002P

Alpha One Gen II - Digital.
Mercury 4.5L V6 Engine

TRANSOM ASSEMBLY - BRAVO

TRANSOM ASSEMBLY



6-6311002NZ

Bravo, Magnum

Used with 4.3L, 5.0L 350, 357, 377, 383, 5.7L, 6.2L non-DTS engines

6-62000010P

Bravo, Digital.

Used with 4.5, 6.2L (2016 and newer), 8.2L, 8.2L H.O. & DTS engines.

6-6315002TP

Bravo, SmartCraft

Used with 496 & 496 H.O.

6-6345002TP

Bravo, Magnum - Axis Gen I

Used with 5.0L, 350 Mag, 377 Mag, 496 & HO MPI engines w/ Axis Gen I steering

TRANSOM ASSEMBLY



6-6511002NZ

Bravo, Heavy Duty (w/o sender)

Used with Racing Products engines


6-62000091

Bravo, Heavy Duty w/ digital sender

Used with Racing Products engines

TRANSOM ASSEMBLY - BRAVO (SEACORE)

TRANSOM ASSEMBLY



6-6911002TP

Bravo, Magnum - Seacore

Used with SeaCore 4.3L, 5.0L, 350, & 377 non-DTS engines

6-62000012P

Bravo, Digital, SeaCore

Used with SeaCore 4.5L, 6.2L (2016 & newer), 8.2L, 8.2L H.O. & DTS engines

6-6A15002TP

Bravo, SmartCraft - Seacore

Used with SeaCore 496 & 496 H.O. engines

6-6A45002TP

Bravo, SmartCraft - SeaCore Axis Gen I


INBOARD TRANSMISSION - NEW

These 100% new transmission assemblies are the best inboard transmission value on the market. Everything is ready to go to install for a complete repower using a bobtail Plus Series engine. The assemblies come boxed complete with the following already assembled with a fresh coat of paint:

- Cooler & lines
- Engine mounts
- Shift anchors
- Mounting hardware
- Fluid filled & tested

ZF/HURTH 45C DIRECT ACROSS

TRANSMISSION ASSEMBLY



8M0139548

Completely dressed. Brand new ZF 45C Coaxial inboard transmission. Includes oil cooler, hoses, and mounting hardware. 4" output flange. Recommended for light boat applications (<5000#) with engines up to 350 HP @ 5000 RPM.

Replaces ZF 45C & Borg Warner 71C Series Direct Drive Transmission with 1.00 Gear Ratio on light boats using 5.7L, 6.2L, & 383 small block engines.

ZF/HURTH 630A DOWN ANGLE TRANSMISSION

TRANSMISSION ASSEMBLY



896346701

Completely dressed, brand new Down-Angle Inboard Transmission. Includes oil cooler, hoses and mounting hardware. Standard (right-hand) Rotation

Replaces ZF / Hurth HSW630A 1 Transmission with 1.50:1 Gear Ratio.

896346702

Completely dressed, brand new Down-Angle Inboard Transmission. Includes oil cooler, hoses and mounting hardware. Standard (right-hand) Rotation

Replaces ZF / Hurth HSW630A 1 Transmission with 2.00:1 Gear Ratio.

896346703

Completely dressed, brand new Down-Angle Inboard Transmission. Includes oil cooler, hoses and mounting hardware. Standard (right-hand) Rotation

Replaces ZF / Hurth HSW630A 1 Transmission with 2.50:1 Gear Ratio.

ZF/HURTH 630 V-DRIVE TRANSMISSION

TRANSMISSION ASSEMBLY



896346707

Completely dressed, brand new V-Drive Inboard Transmission. Includes oil cooler, hoses and mounting hardware. Standard (right-hand) Rotation

Replaces ZF / Hurth HSW630V1 Transmission with 1.50:1 Gear Ratio.

896346708

Completely dressed, brand new V-Drive Inboard Transmission. Includes oil cooler, hoses and mounting hardware. Standard (right-hand) Rotation

Replaces ZF / Hurth HSW630V1 Transmission with 2.00:1 Gear Ratio.

896346709

Completely dressed, brand new V-Drive Inboard Transmission. Includes oil cooler, hoses and mounting hardware. Standard (right-hand) Rotation

Replaces ZF / Hurth HSW630V1 Transmission with 2.50:1 Gear Ratio.

BORG WARNER / VELVET DRIVE DOWN ANGLE

TRANSMISSION ASSEMBLY



896346736

Completely dressed, brand new Down-Angle Inboard Transmission. Includes oil cooler, hoses and mounting hardware.

Replaces Borg Warner 5000A Series Transmission with 1.50:1 Gear Ratio.

MERCURISER

BORG WARNER / VELVET DRIVE DIRECT-ACROSS

TRANSMISSION ASSEMBLY



896346729

Completely dressed. Brand new 71C Coaxial inboard transmission with 4 forward gear clutches. Includes oil cooler, hoses, and mounting hardware. 4" output flange. Recommended for light boat applications (<5000#) with engines up to 320 HP.

Replaces Borg Warner 71C Series Direct Drive Transmission with 1.00 Gear Ratio on light boats using 5.7L & 6.2L small block engines.

8M0129098

Completely dressed. Brand new Quicksilver exclusive 6-PAK Heavy Duty 71C Coaxial inboard transmission machined for and assembled with 6 forward gear heavy duty clutches and increased clutch pressure. Includes oil cooler, hoses, and mounting hardware. 4" output flange. Recommended for heavy boat applications (5000-15,000#) with engines up to 450 HP @ 6000 RPM.

Replaces Borg Warner 71C Series Direct Drive Transmission with 1.00 Gear Ratio where heavy boat loading is required using 5.7L, 6.2L, & 383 small block engines.

896346731

Completely dressed. Brand new Coaxial inboard transmission with 4 forward gear clutches. Includes oil cooler, hoses, and mounting hardware. 5" output flange. Recommended for heavy boat applications (5000-20,000#) with engines up to 450 HP.

Replaces Borg Warner 72C Series Direct Drive Transmission with 1.00 Gear Ratio using 6.2L or big block engines.

INBOARD TRANSMISSIONS - REMAN

Mercury Remanufacturing provides a high-quality selection of ZF/Hurth and Borg Warner Transmissions. Every Transmission is completely disassembled, inspected, carefully cleaned and reassembled utilizing 100% OEM components. With a One-Year Factory Limited Warranty, Inboard Transmissions from Mercury Remanufacturing can be installed with complete confidence.

ZF / HURTH 630A DOWN ANGLE TRANSMISSIONS - REMAN

TRANSMISSION ASSEMBLY



863744R03

Remanufactured Down-Angle Inboard Transmission
Standard (right-hand) Rotation
Replaces ZF / Hurth HSW630A1 Transmissions with 2.00:1 Gear Ratio.

863744R05

Remanufactured Down-Angle Inboard Transmission
Standard (right-hand) Rotation
Replaces ZF / Hurth HSW630A1 with 2.70:1 Gear Ratio.

ZF / HURTH 630 V-DRIVE TRANSMISSIONS -REMAN

TRANSMISSION ASSEMBLY



863745R03

Remanufactured V-Drive Inboards Transmission
Standard (right-hand) Rotation
Replaces ZF / Hurth HSW630V1 Transmissions with 2.00:1 Gear Ratio.

TRANSMISSION ASSEMBLY



863745R04

Remanufactured V-Drive Inboard Transmission
Standard (right-hand) Rotation
Replaces ZF / Hurth HSW630V1 Transmissions with 2.50:1 Gear Ratio.

BORG WARNER / VELVET DRIVE DOWN-ANGLE - REMAN

REMANUFACTURED VELVET DRIVE TRANSMISSION



805495R60

Remanufactured Borg Warner
Down-Angle Transmission
5000A Series, 2.80:1 Gear Ratio

MERCURISER

INBOARD TRANSMISSIONS - REMAN

BORG WARNER / VELVET DRIVE DIRECT-ACROSS -REMAN

REMANUFACTURED VELVET DRIVE TRANSMISSION



47806R07

Remanufactured Borg Warner
Direct-Across Transmission
71C Series Direct Drive Transmission. 1.50:1 ratio.
Inboard engines up to 310 Horsepower.

BORG WARNER / VELVET DRIVE V-DRIVE TRANSMISSIONS -REMAN

REMANUFACTURED VELVET DRIVE TRANSMISSION



807481R55

Remanufactured Borg Warner
V-Drive Transmission
5000V Series, 1.50:1 Gear Ratio

807481R57

Remanufactured Borg Warner
V-Drive Transmission
5000V Series, 2.50:1 Gear Ratio

MERCURUISER

CROSS REFERENCE CHARTS

ENGINE LONGBLOCK CROSS REFERENCE CHARTS

MerCruiser 3.0L / 181 Longblock

New Quicksilver P/N	Reman Pro-Series
87956A 1	N/A
87959A 1	N/A
805047A 1	N.L.A.
815510A 1	8M0062850
805052A 1	8M0062850
855401A 1	N/A
861633A 1	N/A
862065A 1	N/A
862755A 1	N/A
862755A 2	N/A
863814A 1	N/A
864626A01	N/A
864626A02	N/A

MerCruiser 3.7L / 470 Longblock

New Quicksilver P/N	Reman Pro-Series
72775A 3	N.L.A.
72775A10	N.L.A.
72775A14	N.L.A.
72775A16	N.L.A.

MerCruiser 4.3L / 262 Longblock

New Quicksilver P/N	Reman Pro-Series
9556	14149R50
9690	14149R50
12178A 1	14149R50
12179A 1	14149R50
13409A 1	14149R50
13410A 1	14149R50
14148A 1	14149R50
14149A 1	14149R50
807735A 1	807736R50
861730A 1	807736R50
862756A 1	807736R50
862757A 1	N/A
864256A 1	8M0063328
806346A 1	806347R50
806347A 1	806347R50
879150A31	N/A

MerCruiser 5.0L / 305 Longblock

New Quicksilver P/N	Reman Pro-Series
14153A 1	805636R50
805636A 1	805636R50
861447A 1	N.L.A.
862068A 1	N.L.A.
862758A 1	N.L.A.
863660A 1	N.L.A.
863660A 2	N/A
864651A01	N.L.A.

MerCruiser 5.7L / 350 Longblock

New Quicksilver P/N	Reman Pro-Series
70867A 4	N.L.A.
73131A 3	N.L.A.
76211A 4	N.L.A.
78757A 3	N.L.A.
85400A 1	N.L.A.
87971A 1	N.L.A.
13415A 1	N.L.A.
14152A 1	883944R50
14155A 1	883944R50
14156A 1	N.L.A.
860186A 2	N.L.A.
864652A01	807449R50
821151A 1	807447R50
807447A 1	807447R50
806801A 1	807447R50
807449A 1	807449R50
862070A 2	807449R50
862760A 2	807449R50
863661A 1	807449R50
807315A 1	883944R50
860183A 1	807447R50
807448A 1	807447R50
863661A 2	N/A
864652A01	807449R50
866138A03	N/A
866138A05	N/A

MerCruiser 6.2L / 377 Longblock

New Quicksilver P/N	Reman Pro-Series
862760A 5	N.L.A.
862760A 4	N.L.A.
865108A01	N.L.A.
863851A 3	N/A
865108A02	N/A
879288A06	N/A

MERCURUISER

CROSS REFERENCE CHARTS

MerCruiser 7.4L / 454 Longblock

New Quicksilver P/N	Reman Pro-Series
78764A 4	N.L.A.
85403A 1	N.L.A.
87974A 1	N.L.A.
15891A 1	N.L.A.
18706A 1	N.L.A.
76279A 3	N.L.A.
78526A 3	N.L.A.
85420A 1	N.L.A.
87989A 1	N.L.A.
76280A 3	N.L.A.
78527A 3	N.L.A.
85423A 1	N.L.A.
87992A 1	N.L.A.
818243A 1	N.L.A.
806352A 1	N.L.A.
806360A 1	N.L.A.
807744A 1	N.L.A.
807744A 3	N.L.A.
818242R 1	806351R50
806351A 1	806351R50
807162A 1	N.L.A.
807739A 1	N.L.A.
861097A 1	883281R50
861097A 2	883281R50
807161A 1	806351R50
805540A 1	806351R50
806359A 1	806351R50

MerCruiser 8.1L / 496 Longblock

New Quicksilver P/N	Reman Pro-Series
862762A 1	8M0137122
863815A 1	8M0137122
863815A02	8M0137122
865273A01	8M0137122
865519A01	8M0137122
865752A01	8M0137122
862764A 1	8M0137121
863817A 1	8M0137121
863817A02	8M0137121
865275A01	8M0137121
865521A01	8M0137121
865754A01	8M0137121

MerCruiser 8.2L / 502 Longblock

New Quicksilver P/N	Reman Pro-Series
805539A 1	8M0062846
806353A 1	8M0062846
806361A 1	8M0062846
807745A 1	8M0062846
807745A 3	8M0062846
807745A05	8M0062846
841178A 1	N.L.A.

New Quicksilver P/N	Reman Pro-Series
841178A05	N.L.A.
844200A08	N.L.A.
844500A 8	N.L.A.
844575A 7	N.L.A.
848170R09	N.L.A.
8M0045344	N/A

DRIVESHAFT HOUSING CROSS REFERENCE CHARTS

MerCruiser Driveshaft Housings

New P/N	Reman P/N
5523A 2	N.L.A.
8265A15	N.L.A.
9412A20	N.L.A.
9412A22	N.L.A.
861063A10	N.L.A.
815930A15	N.L.A.
815930A 5	N.L.A.
861063A 8	N.L.A.
815930A14	N.L.A.
815930A 4	N.L.A.
861063A 6	N.L.A.
815930A13	N.L.A.
815930A 3	N.L.A.
863836A50	1589-863836R50
8868G93	1589-863836R50
8868G63	1589-863836R50
863836A51	1589-863836R51
8868G19	1589-863836R51
8868G11	1589-863836R51
863836A52	1589-863836R52
8868H88	1589-863836R52
8868G17	1589-863836R52
863836A67	1589-863836R67
863836A54	1589-863836R67
8868H82	1589-863836R67
863836A56	N.L.A.
8868H80	N.L.A.

MERCUISER GEAR HOUSING CROSS REFERENCE CHART

MerCruiser Gear Housing Assembly

New P/N	Reman P/N
4110A 4	N.L.A.
4110A 6	N.L.A.
815822A 5	N.L.A.
815822A 7	N.L.A.
815822A32	N.L.A.
815822A33	N.L.A.
815822A43	N.L.A.

MERCUISER

CROSS REFERENCE CHARTS

New P/N	Reman P/N
815822A47	N.L.A.
815822A53	N.L.A.
8294A16	1641- 8294R16
8866A15	1656- 8866R63
8866A20	1656- 8866R04
8866A35	1656- 8866R04
8866A63	1656- 8866R63
8866A67	1656- 8866R04
8866G04	1656- 8866R04
8951A23	N.L.A.
8951A26	N.L.A.
8951A33	N.L.A.
8951A43	N.L.A.

New P/N	Reman P/N
807481A 6	N.L.A.
807481A 7	N.L.A.

INBOARD TRANSMISSION CROSS REFERENCE CHARTS

MerCruiser Inboard Transmissions


New P/N	Reman P/N
ZF-Hurth Down Angle Transmissions	
18900A 1	N.L.A.
18901A 1	863744R03
18902A 1	863744R04
862220A 1	863744R05
863744T 3	863744R04
863744T 4	863744R04
863744T 5	863744R05
ZF-Hurth V-Drive Transmissions	
814437A 1	N.L.A.
814438A 1	863745R03
814439A 1	863745R04
863745T 2	N.L.A.
863745T 3	863745R03
863745T 4	863745R04
Borg-Velvet / Direct Across Transmission	
47805	N.L.A.
47806	N.L.A.
47810	N.L.A.
47811	N.L.A.
47805A 7	N.L.A.
47806A 7	N.L.A.
47810A19	N.L.A.
47811A 7	N.L.A.
Borg-Velvet / Down Angle Transmission	
805495A 4	N.L.A.
805495A 5	N.L.A.
805495A 6	N.L.A.
805495A 7	805495R60
Borg-Velvet / V-Drive Transmission	
807481A 5	N.L.A.

MERCURISER

APPLICATION INFORMATION CHARTS


APPLICATION INFORMATION CHARTS

ALPHA REPOWER

		LIMITED WARRANTY	HORSEPOWER	EMISSION CONTROL TECHNOLOGY	DIGITAL THROTTLE & SHIFT	SMARTCRAFT COMPATIBLE	COOLING SYSTEM	10 OR 14 PIN BOAT HARNESS	RISER HEIGHT REQUIRED (IN.)	TRIM PUMP, Y-PIPE, & STEERING CYLINDER INCLUDED
MODEL	DESCRIPTION									
3.0L ALPHA REPOWER										
8M0116646	3.0 TKS ALPHA w/o PS - NEW ENGINE - Not for EUI	1 YEAR	135	N	N	N	RWC	14	11"	N
8M0072497	REMAN PLUS SERIES 3.0 TKS ALPHA w/o PS	1 YEAR	135	N	N	N	RWC	14	11"	N
8M0123362	QS 3.0L CARB CRATE ENGINE - 130 HP	1 YEAR	130	N	N	N	NA	14	11"	N
8M0123360	QS 3.0L CARB CRATE ENGINE - 110 HP	1 YEAR	110	N	N	N	NA	14	11"	N
864626A02	QS 3.0L LONGBLOCK - MerCruiser MPI EC '08 - '15	1 YEAR								
8M0128770	QS 3.0L LONGBLOCK - MerCruiser & Volvo 1996 - 2015	1 YEAR								
4.3L ALPHA REPOWER										
865108R89	REMAN PLUS SERIES 4.3L ALPHA 4V	1 YEAR	225	N	N	N	RWC	10	13"	N
8M0124034	QS 4.3L CARB 4BBL CRATE ENGINE	1 YEAR	225	N	N	N	NA	10	13"	N
807736R51	REMAN 4.3L CARB 4BBL CRATE ENGINE	1 YEAR	225	N	N	N	NA	10	13"	N
8M0101211	QS 4.3L LONGBLOCK - '07 - '15 - Includes 2bbl Intake	1 YEAR								
8M0063328	REMAN 4.3L LONGBLOCK - MPI 2001 - 2007	1 YEAR								
807736R50	REMAN 4.3L LONGBLOCK - 1996 - 1999	1 YEAR								
806347R50	REMAN 4.3L LONGBLOCK - 1993 - 1996	1 YEAR								
14149R50	REMAN 4.3L LONGBLOCK - 1986 - 1992	1 YEAR								
<div style="border: 1px solid black; padding: 5px; display: inline-block;"> 4.3L Plus Series produce 225 HP. That's more than the older 5.0L TKS that is no longer available. </div>										
4.5L - 200 & 250 ALPHA										
8M0114790	QS 4.5L LONGBLOCK 2014-Up	1 YEAR								
5.0L ALPHA REPOWER										
8M0136293	350 MPI ALPHA - NEW ENGINE - Not for EUI	1 YEAR	300	N	N	Y	RWC	10	13"	N
863611R11	REMAN PLUS SERIES 350 MPI ALPHA	1 YEAR	300	N	N	Y	RWC	10	13"	N
865108R88	REMAN PLUS SERIES 357 ALPHA - 4V	1 YEAR	275	N	N	N	RWC	10	13"	N
865108R89	REMAN PLUS SERIES 4.3L ALPHA 4V	1 YEAR	225	N	N	N	RWC	10	13"	N
8M0093550	QS 350 MPI CRATE ENGINE '05-'15	1 YEAR	300	N	N	N	NA	10	13"	N
8M0092946	QS 350 MPI CRATE ENGINE '02-'04	1 YEAR	300	N	N	N	NA	10	13"	N
8M0079530	QS 350 CRATE ENGINE - ALPHA 4bbl	1 YEAR	300	N	N	N	NA	10	13"	N
5.7L, 350 & 357 ALPHA REPOWER										
8M0136293	350 MPI ALPHA - NEW ENGINE - Not for EUI	1 YEAR	300	N	N	Y	RWC	10	13"	N
863611R11	REMAN PLUS SERIES 350 MPI ALPHA	1 YEAR	300	N	N	Y	RWC	10	13"	N
865108R88	REMAN PLUS SERIES 357 ALPHA - 4V	1 YEAR	275	N	N	N	RWC	10	13"	N
8M0093550	QS 350 MPI CRATE ENGINE '05-'15	1 YEAR	300	N	N	N	NA	10	13"	N
8M0092946	QS 350 MPI CRATE ENGINE '02-'04	1 YEAR	300	N	N	N	NA	10	13"	N
8M0079530	QS 350 CARB CRATE ENGINE - ALPHA	1 YEAR	300	N	N	N	NA	10	13"	N
8M0052529	REMAN 5.7L GXI VOLVO LONGBLOCK	1 YEAR								
8M0124033	REMAN 5.7L LONGBLOCK - MPI 2005 - 2015	1 YEAR								
8M0124238	REMAN 5.7L LONGBLOCK - MPI 2002 - 2004	1 YEAR								
860186R 5	REMAN 357 ALPHA LONGBLOCK & '96 EFI	1 YEAR								
807449R50	REMAN 5.7L LONGBLOCK - 1996 - 2009	1 YEAR								
807447R50	REMAN 5.7L LONGBLOCK - 1991 - 1997	1 YEAR								
883944R50	REMAN 5.7L LONGBLOCK - 1987 - 1995 - Flat Tappet	1 YEAR								

REPOWER APPLICATION CHARTS

BRAVO REPOWER

		LIMITED WARRANTY	HORSEPOWER	EMISSION CONTROL TECHNOLOGY	DIGITAL THROTTLE & SHIFT	SMARTCRAFT COMPATIBLE	COOLING SYSTEM	10 OR 14 PIN BOAT HARNESS	RISER HEIGHT REQUIRED (IN.)	TRIM PUMP, Y-PIPE, & STEERING CYLINDER INCLUDED
MODEL	DESCRIPTION									
4.3L BRAVO REPOWER										
8M0101211	QS 4.3L LONGBLOCK - '07 - '15 - Includes 2bbl Intake	1 YEAR								
8M0063328	REMAN 4.3L LONGBLOCK - MPI 2001 - 2007	1 YEAR								
807736R50	REMAN 4.3L LONGBLOCK - 1996 - 1999	1 YEAR								
806347R50	REMAN 4.3L LONGBLOCK - 1993 - 1996	1 YEAR								
14149R50	REMAN 4.3L LONGBLOCK - 1986 - 1992	1 YEAR								
4.5L - 200 & 250 BRAVO										
8M0114790	QS 4.5L LONGBLOCK 2014-Up	1 YEAR								
5.0L BRAVO REPOWER										
8M0136295	QS 383 MPI FWC BRAVO - Not for EU!	1 YEAR	350	N	N	Y	FWC	10	13"	N
8M0136294	350 MPI BRAVO - NEW ENGINE - Not for EU!	1 YEAR	300	N	N	Y	RWC	10	13"	N
865 108R80	PLUS 383 MAG STROKER	1 YEAR	350	N	N	Y	RWC	10	13"	N
865 108R90	PLUS 383 MAG BRAVO - 4V	1 YEAR	350	N	N	N	RWC	10	13"	N
865 108R85	PLUS 357 MAG BRAVO - 4V	1 YEAR	325	N	N	N	RWC	10	13"	N
8M0079531	QS 350 CRATE BRAVO / INBOARD	1 YEAR	325	N	N	N	NA	10	13"	N
8M0093550	QS 350 MPI CRATE ENGINE '05-'15	1 YEAR	300	N	N	N	NA	10	13"	N
8M0092946	QS 350 MPI CRATE ENGINE '02-'04	1 YEAR	300	N	N	N	NA	10	13"	N
5.7L, 350 & 357 BRAVO REPOWER										
8M0136295	QS 383 MPI FWC BRAVO - Not for EU!	1 YEAR	350	N	N	Y	FWC	10	13"	N
8M0136294	350 MPI BRAVO - NEW ENGINE - Not for EU!	1 YEAR	300	N	N	Y	RWC	10	13"	N
865 108R80	PLUS 383 MAG STROKER	1 YEAR	350	N	N	Y	RWC	10	13"	N
865 108R90	PLUS 383 MAG BRAVO - 4V	1 YEAR	350	N	N	N	RWC	10	13"	N
865 108R85	PLUS 357 MAG BRAVO - 4V	1 YEAR	325	N	N	N	RWC	10	13"	N
8M0079531	QS 350 CARB CRATE BRAVO / INBOARD	1 YEAR	325	N	N	N	NA	10	13"	N
8M0093550	QS 350 MPI CRATE ENGINE '05-'15	1 YEAR	300	N	N	N	NA	10	13"	N
8M0092946	QS 350 MPI CRATE ENGINE '02-'04	1 YEAR	300	N	N	N	NA	10	13"	N
8M0052529	REMAN 5.7L GXI VOLVO LONGBLOCK	1 YEAR								
807447R03	REMAN 357 BRAVO LONGBLOCK	1 YEAR								
8M0124033	REMAN 5.7L LONGBLOCK - MPI 2005 - 2015	1 YEAR								
8M0124238	REMAN 5.7L LONGBLOCK - MPI 2002 - 2004	1 YEAR								
807449R50	REMAN 5.7L LONGBLOCK - 1996 - 2009	1 YEAR								
807447R50	REMAN 5.7L LONGBLOCK - 1991 - 1997	1 YEAR								
883944R50	REMAN 5.7L LONGBLOCK - 1987 - 1995 - Flat Tappet	1 YEAR								


100% New Quicksilver Engine Features

- Designed to fit into classic boats to provide the best value in repower
- Upgrades classic boats to perform better than when they were new
- Black-X Valve Tech: 42% longer life & resists ethanol corrosion
- 100% new Quicksilver: tooling, parts, & assembly

350 & 383 PLUS SERIES ENGINES
MAKE A GREAT REPOWER
UPGRADE FOR OLDER 5.0 & 5.7L
MODELS THAT ARE NLA

REPOWER APPLICATION CHARTS

APPLICATION INFORMATION CHARTS

											
MODEL	DESCRIPTION	LIMITED WARRANTY	HORSEPOWER	EMISSION CONTROL TECHNOLOGY	DIGITAL THROTTLE & SHIFT	SMARTCRAFT COMPATIBLE	COOLING SYSTEM	10 OR 14 PIN BOAT HARNESS	RISER HEIGHT REQUIRED (IN.)	TRIM PUMP, Y-PIPE, & STEERING CYLINDER INCLUDED	
6.2L - 300 & 350 BRAVO											
8M0125139	QS 6.2L LONGBLOCK '15-'16 - Mercury Design	1 YEAR									
8M0114814	QS 6.2L LONGBLOCK '16 & Up - Mercury Design	1 YEAR									
6.2L, 377, & 383 BRAVO REPOWER											
8M0136295	QS 383 MPI FWC BRAVO - Not for EU!	1 YEAR	350	N	N	Y	FWC	10	13"	N	
865108R80	PLUS 383 MAG STROKER	1 YEAR	350	N	N	Y	RWC	10	13"	N	
865108R90	PLUS 383 MAG BRAVO - 4V	1 YEAR	350	N	N	N	RWC	10	13"	N	
879288A06	QS 6.2L LONGBLOCK - 2009 - 2015	1 YEAR									
8M0095941	REMAN 6.2L LONGBLOCK - 2002 - 2009	1 YEAR									
807447R02	REMAN 383 4V LONGBLOCK - 350 HP	1 YEAR									
865108R01	REMAN 383 MPI LONGBLOCK - 350 HP	1 YEAR									
7.4L & 454 H.O. BRAVO REPOWER											
8M0113304	QS 540 CRATE ENGINE - BRAVO - 4600-5000 RPM	1 YEAR	450	N	N	N	RWC	10	15"	N	
8M0136295	QS 383 MPI FWC BRAVO - Not for EU!	1 YEAR	350	N	N	Y	FWC	10	13"	N	
865108R80	PLUS 383 MAG STROKER	1 YEAR	350	N	N	Y	RWC	10	13"	N	
865108R90	PLUS 383 MAG BRAVO - 4V	1 YEAR	350	N	N	N	RWC	10	13"	N	
496 & 496 H.O. BRAVO REPOWER											
8M0130014	496 H.O. BRAVO - NEW ENGINE - Not for EU!	1 YEAR	425	N	N	Y	FWC	14	15"	N	
8M0139659	496 BRAVO - NEW ENGINE - Not for EU!	1 YEAR	375	N	N	Y	FWC	14	15"	N	
8M0137121	QS 496 H.O. LONGBLOCK - MerCruiser Only	1 YEAR									
8M0137122	QS 496 LONGBLOCK - MerCruiser Only	1 YEAR									
8.2 - 380 & 430 BRAVO											
8M0074038	QS 8.2L LONGBLOCK - 2010+ MerCruiser Only	1 YEAR									
HP 500 & 540 BRAVO REPOWER											
8M0113304	QS 540 CRATE ENGINE - BRAVO - 4600-5000 RPM	1 YEAR	450	N	N	N	RWC	10	15"	N	

THE 540 ADVANTAGE

THE 100% NEW QUICKSILVER 540 CRATE ENGINE IS USED TO REPOWER THE GEN V OR GEN VI HP 500 & 540. IT FEATURES A RACING CAMSHAFT & SPRINGS, 2.25" INTAKE VALVES, NEW PERFORMANCE CYLINDER HEADS, AND ROLLER ROCKER ARMS. A COMPLETE FUEL SYSTEM, IGNITION SYSTEM, OIL COOLER, AND SEAWATER PUMP ARE INCLUDED. HOWEVER, NO FRONT DRESS, ENGINE MOUNTS, THERMOSTAT, WATER HOSES, NOR EXHAUST ARE INCLUDED.


REPOWER APPLICATION CHARTS

INBOARD ENGINES

												
MODEL	DESCRIPTION	LIMITED WARRANTY	HORSEPOWER	EMISSION CONTROL TECHNOLOGY	DIGITAL THROTTLE & SHIFT	SMARTCRAFT COMPATIBLE	COOLING SYSTEM	10 OR 14 PIN BOAT HARNESS	RISER HEIGHT REQUIRED (IN.)	TRIM PUMP, Y-PIPE, & STEERING CYLINDER INCLUDED		
5.7L & 350 INBOARD REPOWER												
8M0136297	350 MPI HORIZON V-DRIVE - NEW ENGINE - Not for EU!	1 YEAR	300	N	N	Y	FWC	10	15"	N		
8M0136296	350 MPI HORIZON DOWNANGLE - NEW ENGINE - Not for EU!	1 YEAR	300	N	N	Y	FWC	10	15"	N		
8M0093550	QS 350 MPI CRATE ENGINE '05-'15	1 YEAR	300	N	N	N	NA	10	13"	N		
8M0092946	QS 350 MPI CRATE ENGINE '02-'04	1 YEAR	300	N	N	N	NA	10	13"	N		
8M0079531	QS 350 CARB CRATE ENGINE BRAVO / INBOARD	1 YEAR	325	N	N	N	NA	10	13"	N		
8M0052529	REMAN 5.7L GXI VOLVO LONGBLOCK	1 YEAR	<div style="border: 1px solid black; padding: 5px; width: fit-content;"> 350 CRATE ENGINES OFFER THE GREATEST FLEXIBILITY FOR REPOWERING ANY MAKE OF INBOARD </div>									
8M0124033	REMAN 5.7L LONGBLOCK - MPI 2005 - 2015	1 YEAR										
8M0124238	REMAN 5.7L LONGBLOCK - MPI 2002-2004	1 YEAR										
807449R50	REMAN 5.7L LONGBLOCK - 1996 - 2009	1 YEAR										
807447R50	REMAN 5.7L LONGBLOCK - 1991 - 1997	1 YEAR										
883944R50	REMAN 5.7L LONGBLOCK - 1987-1995 - Flat Tappet	1 YEAR										
6.2L, 377 & 383 INBOARD REPOWER												
865108R10	REMAN PLUS SERIES 383 MPI INBOARD BOBTAIL	1 YEAR	350	N	N	Y	RWC	10	15"	N		
8M0061213	REMAN 383 MAG INBOARD 4V - BOBTAIL - OPPOSITE ROT.	1 YEAR	340	N	N	N	RWC	10	15"	N		
8M0061212	REMAN 383 MAG INBOARD 4V - BOBTAIL - STANDARD ROT.	1 YEAR	340	N	N	N	RWC	10	15"	N		
879288A06	QS 6.2L LONGBLOCK - 2010 - 2015	1 YEAR	<div style="border: 1px solid black; padding: 5px; width: fit-content;"> 383 PLUS SERIES ENGINES MAKE A GREAT REPOWER UPGRADE FOR OLDER 7.4L MODELS THAT ARE NLA. BOTH STANDARD AND OPPOSITE ROTATION AVAILABLE. </div>									
8M0095941	REMAN 6.2L LONGBLOCK - 2002 - 2009	1 YEAR										
8M0062371	REMAN 383 4V LONGBLOCK - RH ROTATION	1 YEAR										
807447R02	REMAN 383 4V LONGBLOCK - LH ROTATION	1 YEAR										
865108R01	REMAN 383 MPI LONGBLOCK	1 YEAR										
8.1L & 8.1 H.O. INBOARD REPOWER												
8M0130013	8.1L HORIZON V-DRIVE - QUICKSILVER ENGINE	1 YEAR	370	N	N	Y	FWC	14	15"	N		
8M0130012	8.1L HORIZON DOWNANGLE - QUICKSILVER ENGINE	1 YEAR	370	N	N	Y	FWC	14	15"	N		
8M0137121	QS 496 H.O. LONGBLOCK - MerCruiser Only	1 YEAR										
8M0137122	QS 496 LONGBLOCK - MerCruiser Only	1 YEAR										
8.2L INBOARD REPOWER												
8M0074038	QS 8.2L LONGBLOCK - 2010+ MerCruiser Only	1 YEAR										

REPOWER APPLICATION CHARTS

APPLICATION INFORMATION CHARTS

											
MODEL	DESCRIPTION	LIMITED WARRANTY	HORSEPOWER	EMISSION CONTROL TECHNOLOGY	DIGITAL THROTTLE & SHIFT	SMARTCRAFT COMPATIBLE	COOLING SYSTEM	10 OR 14 PIN BOAT HARNESS	RISER HEIGHT REQUIRED (IN.)	TRIM PUMP, Y-PIPE, & STEERING CYLINDER INCLUDED	
TOW SPORT REPOWER											
8M0121723	350 MPI TOW V-DRIVE w/71C - NEW ENGINE - Not for EU!	1 YEAR	315	N	N	Y	RWC	14	15"	N	
8M0124110	350 MPI TOW INLINE w/71C - NEW ENGINE - Not for EU!	1 YEAR	315	N	N	Y	RWC	14	15"	N	
865108R10	REMAN PLUS SERIES 383 MPI INBOARD BOBTAIL	1 YEAR	350	N	N	Y	RWC	10	15"	N	
8M0061213	REMAN 383 MAG INBOARD 4V - BOBTAIL - OPPOSITE ROT.	1 YEAR	340	N	N	N	RWC	10	15"	N	
8M0061212	REMAN 383 MAG INBOARD 4V - BOBTAIL - STANDARD ROT.	1 YEAR	340	N	N	N	RWC	10	15"	N	
8M0079531	QS 350 CARB CRATE ENGINE BRAVO / INBOARD	1 YEAR	325	N	N	N	NA	10	13"	N	
8M0093550	QS 350 MPI CRATE ENGINE '05-'15	1 YEAR	300	N	N	N	NA	10	13"	N	
8M0092946	QS 350 MPI CRATE ENGINE '02-'04	1 YEAR	300	N	N	N	NA	10	13"	N	
879288A06	QS 6.2L LONGBLOCK - 2009 - 2015	1 YEAR									
8M0062371	REMAN 383 4V LONGBLOCK - RH ROTATION	1 YEAR									
807447R02	REMAN 383 4V LONGBLOCK - LH ROTATION	1 YEAR									
8M0095941	REMAN 6.2L LONGBLOCK - 2002 - 2009	1 YEAR									
866138A05	QS 5.7L LONGBLOCK - BLACK SCORPION EC 2008 - 2015	1 YEAR									
8M0124033	REMAN 5.7L LONGBLOCK - MPI 2005 - 2015	1 YEAR									
8M0124238	REMAN 5.7L LONGBLOCK - MPI 2002-2004	1 YEAR									
807449R50	REMAN 5.7L LONGBLOCK - 1996 - 2009	1 YEAR									
807447R50	REMAN 5.7L LONGBLOCK - 1991 - 1997	1 YEAR									
883944R50	REMAN 5.7L LONGBLOCK - 1987-1995	1 YEAR									
8M0139548	QS TRANSMISSION ASSY 45C 1.0:1	1 YEAR									
8M0129098	QS HD 6-Pak TRANS ASSY 71C 1.0:1 - New 450 HP capacity	1 YEAR									
896346729	QS TRANSMISSION ASSY 71C 1.0:1	1 YEAR									


QUICKSILVER 350 MPI TOW ENGINES COME WITH 71C TRANSMISSION INSTALLED

V-DRIVE MODEL INCLUDES: FORWARD FACING ELBOWS, RV-26 V-DRIVE ADAPTOR, AND REMOTE OIL FILTER

350 CRATE ENGINES OFFER THE GREATEST FLEXIBILITY FOR REPOWERING ANY MAKE OF CARBURETED INBOARD

REPOWER APPLICATION CHARTS



VOLVO ENGINES

 VOLVO ENGINES		
PART NUMBER	VOLVO MODEL/APPLICATION	COMMENTS
Longblocks		
8M0128770	3.0GL/GS	Crank pilot bore for Volvo coUplers 1999+
8M0063328	4.3GL-A thru G	2000-2007 Carbureted
8M0063328	4.3GX-A thru G	2000-2007 EFI requiring 3X reluctor
8M0150280	4.3GX-J	2007-2015 Carbureted & EFI w/58X reluctor
807449R50	5.7GL	1996+ Carbureted 8-bolt intake & Elect. Fuel Pump
8M0124238	5.7Gi-A thru I	EFI requiring 4X reluctor
8M0124033	5.7Gi-300-J	Special camshaft
8M0052529	5.7GX	320 HP with 1.6:1 roller rocker arms
Crate Engines		
8M0123360	Any 2.5L/3.0L Carb 1963-1989	110 HP with MerCruiser Fuel and Ignition System Included
8M0123362	Any 3.0L Carb 1996-2015	130 HP with MerCruiser Fuel and Ignition System Included
8M0101211	Any 4.3L Carb 2007-2015	28BBL Intake Included
8M0101212	Any 4.3L MPI 2007-2015	Includes: intake, injectors, fuel rail, distributor & TBU
807736R51	Any 4.3L Carb 1996-2015	225 HP with MerCruiser Fuel and Ignition System Included-Reman
8M0124034	Any 4.3L Carb 1996-2015	225 HP with MerCruiser Fuel and Ignition System Included-NEW
8M0079530	Any 5.0L & 5.7L Carb 1996-2015	300 HP 4bbl with MerCruiser Fuel and Ignition System Included
8M0079531	Any 5.0L & 5.7L Carb 1996-2015	325 HP 4bbl with MerCruiser Fuel and Ignition System Included
8M0092946	5.7Gi-A thru 5.7Gi-G models	Includes: intake, injectors, fuel rail, distributor & TBU
8M0093550	5.7Gi-300-J EFI model	Includes: intake, injectors, fuel rail, distributor & TBU

Transom Adapter Kit
For use when replacing a Volvo or BMW sterndrive with a standard MerCruiser Alpha or Bravo Sterndrive assembly. This kit provides a rugged mounting support that seals the competitors' larger transom cutouts and eliminates costly rework to fiberglass, aluminum, or steel transoms.

Need to completely repower your classic boat, but the Volvo cutout doesn't match modern transoms? No worries! Order transom adaptor kit 710-827691A 1

INBOARD TRANSMISSIONS

			
Part Number	Description	Notes	Limited Warranty
NEW GAS ENGINE TRANSMISSION ASSEMBLIES - Cooler, Hoses, Hardware & Mounts Included			
896346701	TR-63A-1.5:1		1 Year
896346702	TR-63A-2.0:1		1 Year
896346703	TR-63A-2.5:1		1 Year
896346707	TR-63V-1.5:1		1 Year
896346708	TR-63V-2.0:1		1 Year
896346709	TR-63V-2.5:1		1 Year
8M0139548	TR-45C-1.0:1	Spring Driveplate Required	1 Year
896346729	TR-71C-1.0:1	Spring Driveplate Required	1 Year
8M0129098	TR-71C-HD-1.0:1	Spring Driveplate Required, Rated for 450 HP	1 Year
896346731	TR-72C-1.0:1	Spring Driveplate Required	1 Year
896346732	TR-72C-1.5:1	Spring Driveplate Required	1 Year
896346736	TR-5000A-1.25:1		1 Year
REMANUFACTURED TRANSMISSIONS - Transmission Only			
805495R60	TRANS 5000A 2.8 - RM		1 Year
863744R02	TRANS 630A 1.5 - RM		1 Year
863744R03	TRANS 630A 2.0 - RM		1 Year
863744R04	TRANS 630A 2.5 - RM		1 Year
863744R05	TRANS 630A 2.7 - RM		1 Year
863745R03	TRANS 630V 2.0 - RM		1 Year
863745R04	TRANS 630V 2.5 - RM		1 Year

REPOWER APPLICATION CHARTS

QUICKSILVER GAS RIGGING ACCESSORIES


		QUICKSILVER RIGGING ACCESSORIES	
		FUEL INJECTED PLUS SERIES MODELS WITH SERIAL NUMBER 1G404354 AND UP DO NOT REQUIRE ECM TO BE CHANGED WITH THE ADDITION OF A CLOSED COOLING KIT.	
		THE NEW ALL-MERCURY 4.5L - 250 REQUIRES A NEW 14-PIN BOAT WIRE HARNESS 10-14 PIN ADAPTORS WILL NOT WORK	
Part Number	Description	Limited P&A Warranty	Notes
3.0L ALPHA REPOWER			
865380A25	Power Trim Pump	1 YEAR	Not included with Plus Series engines
8M0063382	Power Steering Actuator	1 YEAR	Not included with Plus Series engines
861481A2	Power Steering Pump & Cooler Kit	1 YEAR	Traditional 3.0L PS System w/o Cylinder
865677T02	Transom Harness	1 YEAR	Connects engine to transom assembly
84-866337T01	14-10 Pin Harness Adapter	1 YEAR	For newer 14-pin engines in boats with 10-pin
V-6 & V-8 EXCEPT 8.1/496 & 8.2L			
98-8M0117124	Exhaust "Y" Pipe	1 YEAR	Not included with Plus Series engines
865380A25	Power Trim Pump	1 YEAR	Not included with Plus Series engines
865677T02	Trim Pump Harness (incl w/ new eng)	1 YEAR	Not included with Plus Series engines
8M0063382	Power Steering Actuator	1 YEAR	Not included with Plus Series engines
865677T02	Transom Harness	1 YEAR	Connects engine to transom assembly
84-866337T01	14-10 Pin Harness Adapter	1 YEAR	For newer 14-pin engines in boats with 10-pin
46-807151A5	Seawater Pump Kit	1 YEAR	Required for Gen I Alpha with V-8 Repower
8.1/496 & 8.2L			
98-8M0117125	Exhaust "Y" Pipe - 496 & 8.2 MAG	1 YEAR	Comes standard with 8.2 MAG EC
44267A03	Intermediate Elbow Kit - 496 - 0-2" Riser	1 YEAR	Comes standard with 8.2 MAG EC
44267A02	Intermediate Elbow Kit - 496 - 6"-8" Riser	1 YEAR	Comes standard with 8.2 MAG EC
865380A25	Power Trim Pump	1 YEAR	Not included with Plus Series engines
84-865677T02	Trim Pump Harness (incl w/ new eng)	1 YEAR	Not included with Plus Series engines
8M0063382	Power Steering Actuator	1 YEAR	Not included with Plus Series engines
865677T02	Transom Harness	1 YEAR	Connects engine to transom assembly
84-866337T01	14-10 Pin Harness Adapter	1 YEAR	For newer 14-pin engines in boats with 10-pin
892486K08	Adapter 8.2L Gauges - Analog AGI to Digital	1 YEAR	Required for non-SmartCraft gauges
TRIM PUMP HARNESS - NOT INCLUDED WITH REMOTE CONTROL			
84-817659T01	Trim Pump Harness - 16 Foot	1 YEAR	Older Round, 3-Pin Connector
84-881125A1	Trim Pump Harness - 24 Foot	1 YEAR	Older Round, 3-Pin Connector
84-865772T01	Trim Pump Harness - 16 Foot	1 YEAR	Newer Flat, 3-Pin Connector
84-865772T02	Trim Pump Harness - 24 Foot	1 YEAR	Newer Flat, 3-Pin Connector

REPOWER APPLICATION CHARTS


APPLICATION INFORMATION CHARTS

PLUS SERIES CLOSED COOLING KITS - Also called Fresh Water Cooling Kit (FWC Kit)				
Plus Series Engine Model	Plus Series Part Number	Closed Cooling Kit	Belt Kit	Seawater Pump Kit
3.0L Alpha TKS	8M0064799	61086A11	N/A	N/A
4.3L Alpha 4V	865108R89	860427A 4	807901T 6	N/A
357 Alpha 4V	8M0064802	860427A 5	807901A 5	46-807151A 5
357 Mag Bravo 4V	865108R85	860427A 4	807901A 5	N/A
350 Alpha MPI	863611R11	864920A02	N/A	46-8M0118065
383 Mag Bravo 4V	865108R90	860427A 5	N/A	N/A
383 Mag Stroker	865108R80	864920A02	N/A	N/A
383 Mag Stroker - Inboard	865108R10	864920A02	N/A	N/A
383 Mag Inboard 4V - LH Rot.	8M0061212	860427A 5	N/A	N/A
383 Mag Inboard 4V - RH Rot.	8M0061213	860427A 5	N/A	N/A
SMART CRAFT RIGGING - Used to adapt 10-pin Plus Series Engines to 14-pin Rigged Boats				
Part Number	Description	Limited P&A Warranty	Notes	
84-879982T20	CAN Data Harness	1 YEAR	20' Length - 1 per Engine	
84-879982T25	CAN Data Harness	1 YEAR	25' Length - 1 per Engine	
84-879982T30	CAN Data Harness	1 YEAR	30' Length - 1 per Engine	
878492K14	J-Box	1 YEAR	1 per engine - Not Required with Merc Monitor	
892486K08	CAN 1 Link	1 YEAR	1 Required for Twin Engine Installations	
84-864218	Tank Input Harness	1 YEAR	1 Required per Tank	
881879A13	Pitot/Speed Input Kit	1 YEAR	1 Per Boat	

NEW MERCUISER DRIVES

		NEW MERCUISER DRIVES	
PART NUMBER	DESCRIPTION	MAX HP GAS ENGINE	PROPELLER HUB
Alpha Gen II			
5-5121200TP	Alpha One Gen II 1.47	300	FLO-TORQ II
5-5121300TP	Alpha One Gen II 1.62	225	FLO-TORQ II
5-5121400TP	Alpha One Gen II 1.81	260	FLO-TORQ II
5-5121600TP	Alpha One Gen II 2.00	135	FLO-TORQ II
5-5121700TP	Alpha One Gen II 2.40	135	FLO-TORQ II
Alpha Gen II - Counter Rotation			
5-5111200TP	Alpha One Gen II 1.47 CR	300	FLO-TORQ II
5-5111300TP	Alpha One Gen II 1.62 CR	225	FLO-TORQ II
5-5111400TP	Alpha One Gen II 1.81 CR	260	FLO-TORQ II
5-5111600TP	Alpha One Gen II 2.00 CR	135	FLO-TORQ II
Bravo One			
5-5231100TP	Bravo One 1.36 DWP	400	FLO-TORQ II
5-5231200TP	Bravo One 1.50 DWP	400	FLO-TORQ II
5-5231300TP	Bravo One 1.65 DWP	350	FLO-TORQ II
Bravo One - SeaCore			
5-5J31200TP	Bravo One - SeaCore 1.50	400	FLO-TORQ II
5-5J31300TP	Bravo One - SeaCore 1.65	350	FLO-TORQ II
Bravo Two			
5-5331200TP	Bravo Two 1.50	400	RUBBER HUB
5-5331300TP	Bravo Two 1.65	400	RUBBER HUB
5-5331400TP	Bravo Two 1.81	400	RUBBER HUB
5-5331600TP	Bravo Two 2.00	400	RUBBER HUB
5-5331500TP	Bravo Two 2.20	350	RUBBER HUB
Bravo Two - SeaCore			
5-5K31600TP	Bravo Two - SeaCore 2.00	400	RUBBER HUB
5-5K31500TP	Bravo Two - SeaCore 2.20	350	RUBBER HUB
Bravo Three			
5-5441200TP	Bravo Three 1.50	400	SOLID HUB
5-5441400TP	Bravo Three 1.81	400	SOLID HUB
5-5441600TP	Bravo Three 2.00	400	SOLID HUB
5-5441500TP	Bravo Three 2.20	350	SOLID HUB
5-5441700TP	Bravo Three 2.43	300	SOLID HUB
Bravo Three - SeaCore			
5-5L41300TP	Bravo Three - SeaCore 1.65	400	SOLID HUB
5-5L41400TP	Bravo Three - SeaCore 1.81	400	SOLID HUB
5-5L41600TP	Bravo Three - SeaCore 2.00	400	SOLID HUB
5-5L41500TP	Bravo Three - SeaCore 2.20	350	SOLID HUB
5-5L41700TP	Bravo Three - SeaCore 2.43	300	SOLID HUB

REPOWER APPLICATION CHARTS




X & XR-DRIVES

Use X- & XR- Drives with Diesel or High Torque gas engine applications such as the: 8.2, 496, 520, 525, & 540 engines.

PART NUMBER	DESCRIPTION	MAX HP GAS ENGINE	PROPELLER HUB
Bravo One X			
5-5237100TP	Bravo One X - 1.36	450	FLO-TORQ II
5-5237200TP	Bravo One X - 1.50	450	FLO-TORQ II
5-5237300TP	Bravo One X - 1.65	450	FLO-TORQ II
Bravo One X - SeaCore			
5-5J31200TP	Bravo One - SeaCore 1.50	450	FLO-TORQ II
5-5J31300TP	Bravo One - SeaCore 1.65	450	FLO-TORQ II
Bravo Two X			
5-5337400TP	Bravo Two X - 1.81	450	RUBBER HUB
5-5337600TP	Bravo Two X - 2.00	450	RUBBER HUB
5-5337500TP	Bravo Two X - 2.20	450	RUBBER HUB
Bravo Two X - SeaCore			
5-5K37400TP	Bravo Two - SeaCore 1.81	450	RUBBER HUB
5-5K37600TP	Bravo Two - SeaCore 2.00	450	RUBBER HUB
Bravo Three X			
5-5447400TZ	Bravo Three X - 1.81	450	SOLID HUB
5-5447500TZ	Bravo Three X - 2.20	450	SOLID HUB
5-5447600TZ	Bravo Three X - 2.00	450	SOLID HUB
Bravo Three X - SeaCore			
5-5447400TZ	Bravo Three X - 1.81	450	SOLID HUB
5-5447500TZ	Bravo Three X - 2.20	450	SOLID HUB
5-5447600TZ	Bravo Three X - 2.00	450	SOLID HUB
Bravo One XR			
5-5E31800TP	Bravo One XR - DWP 1.26	600	SOLID HUB
5-5E31900TP	Bravo One XR - DWP 1.35	600	SOLID HUB
5-5E31200TP	Bravo One XR - DWP 1.50	600	SOLID HUB
Bravo Two XR			
5-5T32300TP	Bravo Two XR 1.65	525	RUBBER HUB
Bravo Three XR			
5-5H41300TZ	Bravo Three XR 1.65	525	SOLID HUB
5-5H41400TZ	Bravo Three XR 1.81	525	SOLID HUB
5-5H41600TZ	Bravo Three XR 2.00	525	SOLID HUB
Bravo Three XR - SeaCore			
5-5M41600TP	Bravo Three XR - SeaCore 2.00	525	SOLID HUB

REPOWER APPLICATION CHARTS

CLASSIC MERCUISER DRIVES

 CLASSIC MERCUISER DRIVES			
PART NUMBER	DESCRIPTION	MAX HP GAS ENGINE	PROPELLER HUB
Alpha Gen One			
5-5010130CP	Alpha One 1.30	300	FLO-TORQ II
5-5010147CP	Alpha One 1.47	300	FLO-TORQ II
5-5010162CP	Alpha One 1.62	225	FLO-TORQ II
5-5010181CP	Alpha One 1.81	260	FLO-TORQ II
5-5010194CP	Alpha One 1.94	135	FLO-TORQ II
Bravo One Classic (Early Design) S/N 0D469920 - 0W249999			
5-5231200NP	Bravo One 1.50 DWP (Classic)	415	FLO-TORQ II
Bravo Two Classic (Early Design) S/N 0D469920 - 0W249999			
5-5331600LP	Bravo Two 2.00 (Classic)	415	RUBBER HUB
Bravo Three Classic (Early Design) S/N 0D469920 - 0W249999			
5-5441400LP	Bravo Three 1.81 (Classic)	415	SOLID HUB
5-5441600LP	Bravo Three 2.00 (Classic)	415	SOLID HUB
5-5441500LP	Bravo Three 2.20 (Classic)	350	SOLID HUB

GEARCASES & DRIVEHAFT HOUSINGS ARE STILL AVAILABLE FOR DRIVES THAT ARE NLA (NO LONGER AVAILABLE)

REPOWER APPLICATION CHARTS

APPLICATION INFORMATION CHARTS

NEW AND REMANUFACTURED MERCUISER GEARCASES AND DRIVESHAFT HOUSINGS




NEW & REMANUFACTURED MERCUISER GEARCASES & DRIVESHAFT HOUSINGS

Part Number	Description	Notes
New Alpha Gen II Gearcases		
1623-815822A36	GEAR HOUSING GEN II BASIC	ALPHA MACHINED GEARCASE CASTING
1623-8951A43	GEAR HSG ASSY RH ALPHA ONE	STD ROTATION - FITS R, MR & ALPHA ONE
1623-8951A33	GEAR HOUSING ASSY ALPHA ONE CR	CTR ROTATION - FITS R, MR & ALPHA ONE
1623-815822A53	GEAR HOUSING ASSY ALPHA GEN II	GEARCASE ASSEMBLY - 1.47, 1.62, 1.81, 1.94:1
1623-815822A47	GEAR HOUSING ASSY ALPHA GEN II - CR	GEARCASE ASSEMBLY - 1.47, 1.62, 1.81, 1.94:1
1623-815822A55	GEAR HOUSING ASSY ALPHA GEN II	GEARCASE ASSEMBLY - 2.00, 2.40:1
1623-815822A52	GEAR HOUSING ASSY ALPHA GEN II - CR	GEARCASE ASSEMBLY - 2.00:1
New Alpha One Gearcases - Can be used in pre-1983 4 & 6 cyl models when replacing yoke with shorter 39385A1		
1547-9412A19	DRIVESHAFT HOUSING - COMPLETE - 1.32:1	Fits MC-I, R, MR, & Alpha One
1547-9412A20	DRIVESHAFT HOUSING - COMPLETE - 1.50:1	Fits MC-I, R, MR, & Alpha One
1547-9412A21	DRIVESHAFT HOUSING - COMPLETE - 1.65:1	Fits MC-I, R, MR, & Alpha One
1547-9412A22	DRIVESHAFT HOUSING - COMPLETE - 1.84:1	Fits MC-I, R, MR, & Alpha One
1547-9412A23	DRIVESHAFT HOUSING - COMPLETE - 1.98:1	Fits MC-I, R, MR, & Alpha One
New Bravo Gearcases		
1656-8M0046683	GEAR HOUSING BR III DWP BASIC	BRAVO MACHINED GEARCASE CASTING
1656-8866A63	GC BRAVO ONE DWP - 1.36, 1.50, 1.65:1	14"-17" X-Dimension - DWP
1656-8294A16	GC BRAVO TWO - 1.81, 2.00, 2.20:1	14" X-Dimension - Standard
1656-8M0046738	GC BRAVO THREE DWP - 1.81, 2.00, 2.20:1	14" X-Dimension - Fits Standard, X & XR - DWP
1656-8866A61	GC BRAVO ONE XR/XZ LWP - 1.36, 1.50:1	14"-22" X-Dimension - LWP & HD SHAFT
1656-8866A62	GC BRAVO ONE XR/XZ DWP - 1.36, 1.50:1	14"-17" X-Dimension - DWP
New Bravo Driveshaft Hsg. - Early Design - S/N 0D469920 - 0W249999		
		B1 Ratios B2 Ratios B3 Ratios
1589-8868G21	DRIVESHAFT HSG BASIC - EARLY DESIGN	ANY ANY ANY
1589-863836A50	DSH BRAVO27/29 - EARLY DESIGN	1.36:1 1.50, 1.81:1 1.36, 1.81:1
1589-863836A51	DSH BRAVO27/32 - EARLY DESIGN	1.50:1 1.65, 2.00:1 1.50, 1.65, 2.00:1
1589-863836A52	DSH BRAVO23/30 - EARLY DESIGN	1.65:1 2.20:1 2.20, 2.43:1
1589-863836A66	DSH BRV X27/29 - EARLY DESIGN	1.36:1 1.50, 1.81:1 1.36, 1.81:1
1589-863836A67	DSH BRV X27/32 - EARLY DESIGN	1.50:1 1.65, 2.00:1 1.50, 1.65, 2.00:1
1589-863836A68	DSH BRV X23/30 - EARLY DESIGN	1.65:1 2.20:1 2.20, 2.43:1
1589-863836A56	BRAVO XR EARLY DESIGN - NO RIB TOP CAP	1.50:1 1.65, 2.00:1 1.50, 1.65, 2.00:1
New Bravo Driveshaft Hsg. - Late Design - S/N 0W240000 & Up		
		B1 Ratios B2 Ratios B3 Ratios
1589-865440H72	DRIVESHAFT HSG BASIC - LATE DESIGN	ANY ANY ANY
1589-865440H50	DSH BRAVO27/29 - LATE DESIGN	1.36:1 1.50, 1.81:1 1.36, 1.81:1
1589-865440H51	DSH BRAVO27/32 - LATE DESIGN	1.50:1 1.65, 2.00:1 1.50, 1.65, 2.00:1
1589-865440H52	DSH BRAVO23/30 - LATE DESIGN	1.65:1 2.20:1 2.20, 2.43:1
1589-865440H66	DSH BRV X27/32 - LATE DESIGN	1.36:1 1.50, 1.81:1 1.36, 1.81:1
1589-865440H67	DSH BRV X27/32 - LATE DESIGN	1.50:1 1.65, 2.00:1 1.50, 1.65, 2.00:1
1589-865440H68	DSH BRV X23/30 - LATE DESIGN	1.65:1 2.20:1 2.20, 2.43:1
1589-865440H56	BRAVO XR - RIBBED TOP CAP	1.50:1 1.65, 2.00:1 1.50, 1.65, 2.00:1

REPOWER APPLICATION CHARTS

MERCUISER TRANSOMS

MERCUISER TRANSOMS



Part Number	Description	Notes
Alpha Transoms		
6-6010000CP	Alpha One (MC-I)	Transom 1983-1990
6-6010000DP	Alpha One Gen II	Transom 1991-1993
6-6111002LP	Alpha One Gen II	Transom 1994 - 2015
6-6100002P	Alpha One Gen II - Digital	4.5L
Bravo Transoms		
6-6311002NZ	Bravo Magnum Transom	4.3L, 5.0L, 350, 357, 377, 383, 5.7L, 6.2L non-DTS
6-62000010P	Bravo Transom - Digital	4.5L, 6.2L 2016+, 8.2L, 8.2L H.O. & DTS
6-6315002TP	Bravo SmartCraft Transom	496 & 496 H.O.
6-6511002NZ	Bravo Heavy Duty Transom (w/o Sender)	Required on Racing Products
6-620000091	Bravo Heavy Duty Transom (w/ Sender)	Required on Racing Products
6-6911002TP	Bravo SeaCore Transom	SEACORE 4.3L, 5.0L, 350, & 377 non-DTS
6-62000012P	Bravo SeaCore Digital Transom	SEACORE: 4.5L, 6.2L 2016+, 8.2L, 8.2L H.O. & DTS
6-6A15002TP	Bravo SeaCore SmartCraft Transom	SEACORE 496 & 496 H.O.
Diesel Transoms		
6-6125004TP	Alpha Diesel	Trim Pump Included, Water Passage Blocked
6-62000005P	Bravo Diesel	Trim Pump Included, Water Passage Blocked
6-62000006P	SeaCore Diesel	Trim Pump Included, Water Passage Blocked
6-6420003TS	Bravo Diesel Package	Includes: Trim pump, Steering Cylinder, Shift Plate, Oil Lube Bottle, MerCathode Controller, Block off Plate, Rear Mount Kit

THE NEW ALL-MERCURY
4.5L, 6.2L 2016+, 8.2L, & 8.2L H.O. USE
DIGITAL TRANSOMS


THE NEW ALL-MERCURY
4.5L & 6.2L 2016+ CAN BE ADAPTED TO OLDER
TRANSOMS ALREADY IN A BOAT BY ORDERING
SEPARATELY & INSTALLING:

1x DIGITAL TRIM SENDER#: 8M0095310
2x FIBER WASHERS#: 12-8M0096564

REPOWER APPLICATION CHARTS

APPLICATION INFORMATION CHARTS

OUTBOARD POWERHEADS

		2-Stroke Powerheads	
Part Number	Description	Serial # Range	Notes
REMANUFACTURED MERCURY / MARINER 3-CYLINDER			
809837R97	PH 75/90 - RM	0D283222 & Up	Carb / 3 cylinder / Oil Injection
895233R05	PH 75 DFI -RM	0T980000 - 1B417701	3 cylinder / 1.5L
891767R04	PH 90/115 DFI - RM	0T801000 & Up	3 cylinder / 1.5L
REMANUFACTURED MERCURY / MARINER 4-CYLINDER			
17791R97	PH 100-125 2S - RM	0D283222 - 0G965520	4 cylinder / Oil Injection
REMANUFACTURED MERCURY / MARINER 2.5 LITRE V-6			
879808R01	PH 135/150 DFI - RM	0T178599 & Up	2.5L
823434R00	PH 150 - RM	0G960500 - 1B226999	XR6 / 2.5L
823434R97	PH 150 EFI - RM	0G760300 - 0G960499	2.5L
883511R04	PH 150 EFI - RM	0T409000 & Up	2.5L
812817R97	PH 175 - RM	0D082000 - 0G960499	XR6 / 2.5L
812817R00	PH 175 EFI - RM	0G960500 - 0T408999	2.5L
883600R04	PH 175/200 EFI - RM	0T409000 - 0T800999	2.5L
879809R07	PH 175 DFI - RM	0T178500 & Up	2.5L
813043R97	PH 200 - RM	0D082000 - 0G960499	2.5L
813043R00	PH 200 - RM	0G960500 & Up	2.5L
REMANUFACTURED MERCURY / MARINER 3.0 LITRE V-6			
854198R01	PH 200 DFI - RM	0T178500 - 0T598999	3.0L
854198R04	PH 200 DFI - RM	0T599000 & Up	3.0L
883892R04	PH 225 EFI - RM	0T409000 - 1B417701	3.0L w/electric oil pump
61-843034R07	PH 225XS - RM	1B104549 & Up	3.0L
854199R99	PH 225 DFI - RM	0G590000 - 0G960499	3.0L
854199R00	PH 225 DFI - RM	0G960500 - 0T090166	3.0L w/no casting head number
877869R00	PH 225 DFI - RM	0T090167 - 0T178499	3.0L w/casting head number
877869R01	PH 225 DFI - RM	0T178500 - 0T598999	3.0L
877869R04	PH 225 DFI - RM	0T599000 & Up	3.0L
61-841017R51	PH 250XS - RM	0T651945 & Up	3.0L
FULLY DRESSED REMANUFACTURED MERCURY 3.0 LITRE V-6			
61-8M0143995	200 PRO XS	1B912786 & Up	Compatible with exhaust tube 833116A19
61-8M0128367	225 PRO XS	1B973744 & Up	Compatible with exhaust tube 8M0075819
61-8M0125790	250 PRO XS	1B973744 & Up	Compatible with exhaust tube 8M0075819
61-8M0137238	300 XS	1E052058 & Up	Compatible with exhaust tube 833116A14


REPOWER APPLICATION CHARTS

			
4-Stroke Blocks Verado Blocks & SC Sport Jet Powerheads			
Part Number	Description	Serial # Range	Notes
MERCURY L4NA REMANUFACTURED LONGBLOCKS			
61-8M0054062	LB L4NA 75-100 EFI - RM	1B366823-2B094995	Gaskets & Hardware Included
61-8M0054063	LB L4NA 115 EFI - RM	1B366823-2B094995	Gaskets & Hardware Included
61-8M0128564	SB L4NA 75-100 EFI - RM	2B095049 & Up	Shortblock Assembly-No Cyl Head
61-8M0128566	LB L4NA 115 EFI - RM	2B095049 & Up	Gaskets & Hardware Included
61-8M0070524	LB L4NA 150 EFI - RM	1B905505 & Up	Gaskets & Hardware Included
MERCURY VERADO REMANUFACTURED LONGBLOCKS			
61-8M0055433	LB L4 Verado GEN I - RM	1B227000 - 1B517158	Gaskets & Hardware Included
61-8M0055436	LB L4 Verado GEN II - RM	1B517159 & Up	Gaskets & Hardware Included
61-895247R06	LB L6 Verado GEN I - RM	0T980000 - 1B517433	Gaskets & Hardware Included
61-895247R07	LB L6 Verado GEN 2 - RM	1B517434 - 2B144122	Gaskets & Hardware Included
61-8M0124365	LB L6 Verado GEN 5 - RM	2B144123 & Up	Gaskets & Hardware Included
MERCURY VERADO REMANUFACTURED SUPERCHARGERS			
892807R05	SUPERCHARGER - L4 RM	1B227000 & Up	Updated End Cap
898096R03	SUPERCHARGER - L6 RM	0T980000-2B144122	Updated End Cap
8M0124363	SC - L6 GEN 5 RM	2B144123 & Up	New Inlet Design / For 225-300 HP / Not for 350/400 HP
REMANUFACTURED SPORT JET POWERHEADS			
884-8M0115347	PH 175XR2 SJ - RM	E369300 & Up	2.5L
884-858961R19	PH 200 DFI SJ - RM	0E384500 - 0E435741	2.5L
884-858257R21	PH 240 EFI SJ - RM	0E379399 - 0E406399	2.5L
884-858961R30	PH 240 EFI SJ - RM	0E406400 & Up	2.5L
885-889437R02	PH 250 DFI SJ - RM	0E407100 & Up	3.0L

REPOWER APPLICATION CHARTS


APPLICATION INFORMATION CHARTS

NEW 2-STROKE OUTBOARD GEARCASES

NEW 2-STROKE OUTBOARD GEARCASES			
			
Part Number	Description	Pinion Teeth	Notes
Mercury 40-60 HP 2-Stroke Outboard Gearcases - NEW			
1667-9011G92	40-60 Bigfoot - 2.33:1 - 20" - L	12	Mercury Bigfoot 3- Cylinder, 2-Stroke '95-'06
Mercury 70-225 HP Classic 2-Stroke Outboard Gearcases - NEW			
1667-9011J16	70-90 - 2.31:1 20" - L	12	Mercury 3-Cylinder 70-90 with 3 jaw reverse clutch '87-'97
1667-9011J15	75-125 - 2.33:1 - 20" - L	12	Mercury non-DFI 2-stroke with 6 jaw reverse clutch
1667-9011J 7	100-125 - 2.07:1 - 20" - L	14	Mercury non-DFI 2-stroke with 3 jaw reverse clutch
1667-9011J10	100-125 - 2.07:1 - 25" - XL	14	Mercury non-DFI 2-stroke with 3 jaw reverse clutch
1667-9011J16	100-125 - 2.3:1 - 20" - L	12	Mercury non-DFI 2-stroke with 3 jaw reverse clutch
1667-9011J 6	115-125 - 2.07:1 - 20" - L	14	Mercury non-DFI 2-stroke with 6 jaw reverse clutch
1667-9011J 9	115-125 - 2.07:1 - 25" - XL	14	Mercury non-DFI 2-stroke with 6 jaw reverse clutch
1647-9148T81	135-225 - RH - 2.00:1 - 20" - L	14	Mercury or Mariner 2.5L 2-stroke 135, 150, 175, 200, 225
1647-9148T82	135-225 - RH - 2.00:1 - 25" - XL	14	Mercury or Mariner 2.5L 2-stroke 135, 150, 175, 200, 225
1647-9148T83	135-225 - LH - 2.00:1 - 25" - CXL	14	Mercury or Mariner 2.5L 2-stroke 135, 150, 175, 200, 225
1647-9148T84	135-225 - RH - 1.87:1 - 20" - L	15	Mercury or Mariner 2.5L 2-stroke 135, 150, 175, 200, 225
1647-9148T85	135-225 - RH - 1.87:1 - 25" - XL	15	Mercury or Mariner 2.5L 2-stroke 135, 150, 175, 200, 225
1647-9148T86	135-225 - LH - 1.87:1 - 25" - CXL	15	Mercury or Mariner 2.5L 2-stroke 135, 150, 175, 200, 225
Mercury 75-250 EFI & OptiMax 2-Stroke Outboard Gearcases - NEW			
1667-9011J37	75-115 - 2.33:1 - 20" - L	12	Mercury 3-Cylinder OptiMax 75-90, '04-'06
1667-9011J33	75-115 - 2.07:1 - 20" - L	14	Mercury 3-Cylinder OptiMax 115, '04-'10
1667-9011J39	75-115 - 2.33:1 - 25" - XL	12	Mercury 3-Cylinder OptiMax 75-90, '04-'06
1667-9011J35	75-115 - 2.07:1 - 25" - XL	14	Mercury 3-Cylinder OptiMax 115, '04-'10
1667-9011J35	115 - 2.07:1 - 25" - XL	14	Mercury 3-Cylinder OptiMax 115, '04-'10
1647-9148T81	135-225 - RH - 2.00:1 - 20" - L	14	Mercury or Mariner 2.5L 2-stroke 135, 150, 175, 200, 225
1647-9148T82	135-225 - RH - 2.00:1 - 25" - XL	14	Mercury or Mariner 2.5L 2-stroke 135, 150, 175, 200, 225
1647-9148T83	135-225 - LH - 2.00:1 - 25" - CXL	14	Mercury or Mariner 2.5L 2-stroke 135, 150, 175, 200, 225
1647-9148T84	135-225 - RH - 1.87:1 - 20" - L	15	Mercury or Mariner 2.5L 2-stroke 135, 150, 175, 200, 225
1647-9148T85	135-225 - RH - 1.87:1 - 25" - XL	15	Mercury or Mariner 2.5L 2-stroke 135, 150, 175, 200, 225
1647-9148T86	135-225 - LH - 1.87:1 - 25" - CXL	15	Mercury or Mariner 2.5L 2-stroke 135, 150, 175, 200, 225
1623-859399T13	200-25 - RH - 1.75:1 - 20" - L	12	Mercury or Mariner 200, 225, 250 DFI, 1995 & Up, 13-spline
1623-859399T14	200-250 - RH - 1.75:1 - 25" - XL	12	Mercury or Mariner 200, 225, 250 DFI, 1997 & Up, 13-spline
1623-859399T15	200-250 - RH - 1.75:1 - 30" - XXL	12	Mercury or Mariner 200, 225, 250 DFI, 1997 & Up, 13-spline
1623-859399T16	200-250 - LH - 1.75:1 - 25" - CXL	12	Mercury or Mariner 200, 225, 250 DFI, 1997 & Up, 13-spline
1623-859399T17	200-250 - LH - 1.75:1 - 30" - CXXL	12	Mercury or Mariner 200, 225, 250 DFI, 1997 & Up, 13-spline
1600-880686A43	3.0L - RH - 1.75:1 - 20" - L	12	Mercury 3.0L 2-stroke - OPTIMAX DFI & PRO XS
1600-880686A44	3.0L - RH - 1.75:1 - 25" - XL	12	Mercury 3.0L 2-stroke - OPTIMAX DFI & PRO XS
1600-880686A51	3.0L - RH - 1.75:1 - 30" - XXL	12	Mercury 3.0L 2-stroke - OPTIMAX DFI & PRO XS
1600-880686A52	3.0L - LH - 1.75:1 - 25" - CXL	12	Mercury 3.0L 2-stroke - OPTIMAX DFI & PRO XS
1600-880686A53	3.0L - LH - 1.75:1 - 30" - CXXL	12	Mercury 3.0L 2-stroke - OPTIMAX DFI & PRO XS
Mercury 225-250 HP 3.0L Pro XS 2-Stroke Outboard Torquemaster Gearcases - NEW			
1689-8M0072952	3.0L - RH - 1.75:1 - 20" - L - TM	12	Mercury 3.0L PRO XS - TORQ MASTER - SILVER - 1B935222 & Up
1689-8M0072953	3.0L - RH - 1.75:1 - 25" - XL - TM	12	Mercury 3.0L PRO XS - TORQ MASTER - SILVER - 1B935222 & Up


REPOWER APPLICATION CHARTS

NEW 4-STROKE OUTBOARD GEARCASES

NEW 4-STROKE OUTBOARD GEARCASES			
			
Part Number	Description	Pinion Teeth	Notes
Mercury 40-60 HP 4-Stroke Outboard Bigfoot Gearcases - NEW			
1667-9011G90	40-60 BF - 2.33:1 - 20" - L	12	1C033810 & Below - Bigfoot
Mercury 75, 90, & 115 HP 4-Stroke Outboard Gearcases - NEW			
1667-9011J 2	75, 90 - 2.07:1 - 20" - L	14	Mercury 4-Cylinder, 4-Stroke '00-'02, SN: 0G9600500-0T598999
1667-9011J 2	115 - 2.07:1 - 20" - L	14	Mercury 115 4-Cylinder, 4-Stroke, '01-'03, SN: 0T178500-0T800999
1600-888845T01	115 - 2.07:1 - 20" - L	14	0T801000 thru 1B366822
1600-888845T02	115 - 2.07:1 - 25" - XL	14	0T801000 thru 1B366822
Mercury 75, 90, & 115 HP 4-Stroke Outboard Command Thrust & Bigfoot Gearcases - NEW			
1667-9011J29	75-90 BF - RH - 2.33:1 - 20" - L	12	0T599000 thru 0T800999 - Bigfoot
1600-888845T03	75-115 BF - RH - 2.33:1 - 20" - L	12	1B172291 thru 1B366822 - Bigfoot
Mercury 150 4-Stroke Outboard Gearcases - NEW			
1600-8M0099218	150 - RH - 1.92:1 - 20" - L	13	2B138377 & Up
1600-8M0099221	150 - RH - 1.92:1 - 25" - XL	13	2B138363 & Up
Verado 135-200 L-4 Outboard Gearcases - NEW			
1600-880686T23	RH - 2.08:1 - 20" - L	12	Mercury L4 VERADO 135, 150, 175, 200
1600-880686T24	RH - 2.08:1 - 25" - XL	12	Mercury L4 VERADO 135, 150, 175, 200
1600-880686T25	LH - 2.08:1 - 25" - CXL	12	Mercury L4 VERADO 135, 150, 175, 200
Verado 200-275 L-6 Outboard 4.80" Gearcases - NEW			
1600-880686T13	RH - 1.85:1 - 20" - L	13	0T980000 & Up
1600-880686T14	RH - 1.85:1 - 25" - XL	13	0T980000 & Up
1600-880686T15	LH - 1.85:1 - 25" - CXL	13	0T980000 & Up
1600-880686T16	RH - 1.85:1 - 30" - XXL	13	0T980000 & Up
1600-880686T17	LH - 1.85:1 - 30" - CXXL	13	0T980000 & Up
Verado 300 L-6 Outboard 4.80" Gearcases - NEW			
1600-880686T54	RH - 1.75:1 - 20" - L	12	1B517434 & Up
1600-880686T57	RH - 1.75:1 - 20" - CL	12	1B517434 & Up
1600-880686T55	RH - 1.75:1 - 25" - XL	12	1B517434 & Up
1600-880686T58	LH - 1.75:1 - 25" - CXL	12	1B517434 & Up
1600-880686T56	RH - 1.75:1 - 30" - XXL	12	1B517434 & Up
1600-880686T59	LH - 1.75:1 - 30" - CXXL	12	1B517434 & Up

REPOWER APPLICATION CHARTS

QUICKSILVER CYLINDER HEADS



Quicksilver Cylinder Heads

Most New Quicksilver Iron Cylinder Head Feature Exclusive Black-X Composite Technology!!!

Part Number	Description	Notes
Quicksilver Remanufactured Cylinder Head Assemblies - New Valves, Springs, Seals, Retainers & Keepers Included		
938-884740R	RM CYL HEAD - 4.3L (1985-1993)	Requires replacing the original rocker arms with kit 824335T
938-883296R 1	RM CYL HEAD - 4.3L (1993-1996)	Fits Gen II Engines with Balance Shaft
938-827178R 1	RM CYL HEAD - 4.3L (1996-1999)	GEN+ Engines with non-Roller Rocker Arms - 8 bolt intake
938-883490R 1	RM CYL HEAD - 5.7L (1987-1996)	non-GEN+ Engines - 12 bolt intake - center bolt valve covers
938-883492R 1	RM CYL HEAD - 7.4L (1992-1998)	Gen V & VI engines with Oval Intake Port - Not H.O.
938-884742R	RM CYL HEAD - 7.4L (1998-2001)	L-29 engines with Oval Intake Port & D-port Exhaust - Not H.O.
Quicksilver Iron Cylinder Head Assemblies - 100% New: Black-X Valves, Hardened Seats, Screw in Studs, Springs, Seals, Retainers, & Keepers		
938-8M0115134	CYL HEAD - 2.5/3.0L (1963-1989)	Marine, Industrial, & Automotive / Requires gasket 27-96429
938-8M0115135	CYL HEAD - 3.0L (1990-2016)	Marine & Industrial
938-8M0115136	CYL HEAD - 4.3L (2000-2015)	Marine, Industrial, & Truck LU3 using Roller Rocker Arms
938-8M0115137	CYL HEAD - 5.7L (1996-2016)	Marine, Industrial, Truck L31, & RV
938-8M0115138	CYL HEAD - 5.7L 1996+	High Flow Marine & Circle Track Racing - 5500 RPM
938-8M0115139	CYL HEAD - 5.7L 1996+	High Flow Marine & Circle Track Racing - 6000 RPM w/Beehive Springs
938-8M0115140	CYL HEAD - 5.7L 1996+	High Flow Marine with Performance Tune Valves - 6000 RPM
938-8M0115141	CYL HEAD - 454/502 (1992-2000)	Gen V & VI H.O., Rectangular Port, 2.19" Intake
938-8M0115142	CYL HEAD - 540 Plus Series	Gen V & VI, 2.19" Intake, Manley Severe Duty Valves
938-8M0115143	CYL HEAD - HP 500, 500 EFI, & Bulldog	Gen V & VI, 2.25" Intake, Manley Severe Duty Valves
900-8M0090760	CYL HEAD - 8.1L 2000+ RH/STBD Side	Marine, Industrial, Truck L18, & RV
900-8M0091709	CYL HEAD - 8.1L 2000+ LH/PORT Side	Marine, Industrial, Truck L18, & RV

EXCLUSIVE

Black-X Composite Valves

42% reduction of valve wear

Longer engine life for heavy duty applications

Marine / RV & Truck / Industrial / Racing

A composite construction of quality stainless steel using proprietary cobalt/chromium seats sealed in a nitrogen hardened black case

The new standard for wear resistance

Corrosion resistance for marine use and with high percent alcohol fuels

FEATURING

Manley Severe Duty Valves

Durable valve sealing for big blocks

Longer engine life for heavy duty applications

Performance Marine / RV & Truck Industrial / Racing

A special stainless steel alloy

Provides high temperature resistance

Prevents leak down and valve wear under severe duty conditions

FEATURING

Performance Tune Valves

Durable valve sealing for supercharged & turbocharged engines that see continuous use

Push the performance envelope

Performance Marine & Racing


Nickel super-alloy exhaust & 24-N stainless steel intake valves

Extreme temperature resistance

Resists temperatures normally seen with turbine blades

REPOWER APPLICATION CHARTS

DIESEL NON-DTS RIGGING ACCESSORIES


 Powered by MERCURY		DIESEL - NON DTS RIGGING ACCESSORIES	
<div style="border: 1px solid black; padding: 5px; display: inline-block;"> CALL YOUR EPC SPECIALIST FOR AVAILABILITY OF DIESEL PARTS </div>			
Part Number	Description	Limited P&A Warranty	Notes
NON-DTS 4.2L ENGINE ASSEMBLY KITS (VAA)			
98-8M0078874	4.2L - 370 HP V8 Sterndrive Engine Assy. Kit	1 YEAR	One required per engine
98-8M0078876	4.2L - 335 HP V8 Sterndrive Engine Assy. Kit	1 YEAR	One required per engine
98-8M0087264	4.2L - 370 HP V8 Inboard Engine Assy. Kit	1 YEAR	One required per engine
98-8M0087265	4.2L - 335 HP V8 Inboard Engine Assy. Kit	1 YEAR	One required per engine
NON-DTS 3.0L ENGINE ASSEMBLY KITS (VAA)			
98-8M0078878	3.0L - 260 HP V6 Sterndrive Engine Assy. Kit	1 YEAR	One required per engine
98-8M0078880	3.0L - 230 HP V6 Sterndrive Engine Assy. Kit	1 YEAR	One required per engine
98-8M0078886	3.0L - 260 HP V6 Inboard Engine Assy. Kit	1 YEAR	One required per engine
98-8M0078888	3.0L - 230 HP V6 Inboard Engine Assy. Kit	1 YEAR	One required per engine
NON-DTS 2.0L VESSEL INSTALLATION PANEL (VIP)			
8M0089496	2.0L Alpha Sterndrive VIP	1 YEAR	One required per Alpha engine
8M0091581	2.0L Bravo Sterndrive VIP	1 YEAR	One required per Bravo engine
8M0089495	2.0L Inboard VIP	1 YEAR	One required per Inboard engine
3.0L & 4.2L DRIVE APPLICATION EXTENSION HARNESS			
84-8M0080193	15' Harness	1 YEAR	Inboard Applications Only - One per engine
84-8M0080194	20' Harness	1 YEAR	Inboard Applications Only - One per engine
2.0L INBOARD HARNESS OR BRAVO SHIFT PLATE			
84-879312T14	Harness	1 YEAR	2.0L Inboard Applications Only - One per engine
99237A27	Bravo Mechanical Shift Plate	1 YEAR	2.0L Bravo Applications Only - One per engine
3.0L & 4.2L ENGINE TO VAA EXTENSION HARNESS			
84-8M0066846	2 Meter Harness	1 YEAR	One required per 3.0L or 4.2L engine
8M0066847	3 Meter Harness	1 YEAR	One required per 3.0L or 4.2L engine
2.0L STERNDRIVE ENGINE TO VIP EXTENSION HARNESS			
84-879312T01	10' Harness	1 YEAR	One required per 2.0L Sterndrive engine
84-879312T03	20' Harness	1 YEAR	One required per 2.0L Sterndrive engine
2.0L INBOARD ENGINE TO VIP EXTENSION HARNESS			
84-879312T41	10' Harness	1 YEAR	One required per 2.0L Inboard engine
84-879312T43	20' Harness	1 YEAR	One required per 2.0L Inboard engine
2.0L VESSEL SENSOR HARNESS			
84-8M0118368	10' Harness	1 YEAR	One required per 2.0L Sterndrive engine
84-899887T08	20' Harness	1 YEAR	One required per 2.0L Inboard engine
ENGINE UNSWITCHED POWER HARNESS - ALL ENGINES			
84-899887T13	10' Harness	1 YEAR	One required per engine
84-899887T14	20' Harness	1 YEAR	One required per engine
MAIN STATION EXTENSION HARNESS - ALL ENGINES			
84-8M0131372	20' Harness	1 YEAR	One required per engine
84-8M0131376	40' Harness	1 YEAR	One required per engine
84-8M0131380	60' Harness	1 YEAR	One required per engine

REPOWER APPLICATION CHARTS

APPLICATION INFORMATION CHARTS

MAIN STATION HELM HARNESS & RIGGING - ALL ENGINES			
84-8M0084296	Non-DTS Helm Harness	1 YEAR	One required per engine
84-879969T6	6' SC5000 Harness	1 YEAR	One per helm
8M0046339	SmartCraft Diagnostic Port	1 YEAR	One per helm
8M0117131	Single Engine Start/Stop Switch	1 YEAR	Single Engine Application
8M0117132	Dual Engine Start/Stop Switch	1 YEAR	Dual Engine Application
878492K14	Junction Box - 4 Way	1 YEAR	One required per engine
84-893452A01	Can Link Harness 2-Pin	1 YEAR	Dual Engine Application - Requires One
87-893353A03	4 Position Key Switch w/Bezel	1 YEAR	Single Engine Application
87-893353A04	4 Position Key Switch w/Bezel	1 YEAR	Dual Engine Application
84-879312T20	Halon Breakout Harness	1 YEAR	One required per engine
TRIM PUMP HARNESS			
84-8M0138676	10' Harness	1 YEAR	Two Required per Sterndrive Engine
SEAWATER SUPPLY HARDWARE			
88845A 1	Transom Water PickUp Kit	1 YEAR	Diesels Require External Water SUpplY
22-818170A 2	Thru Hull Seawater PickUp w/SeaCook	1 YEAR	Diesels Require External Water SUpplY
35-860603	Seawater Strainer	1 YEAR	Sterndrive Engines Ship with Strainers, Inboards Do Not
22-816339	1 1/2" Fittings for Seawater Strainer	1 YEAR	Qty 2 for Seawater Strainer Listed Above
ALIGNMENT TOOLS			
91-8M2012124	Alignment Tool Kit	1 YEAR	QSD 2.0L, 2.8L, & 4.2L Tier 2 Diesel Sterndrive
91-805475A 1	Alignment Tool Kit	1 YEAR	2.0L & 3.0L Tier 3 Diesel & Gas Sterndrive
91-8M0070098	Alignment Tool Kit	1 YEAR	4.2L V8 Tier 3 Diesel Sterndrive
V8 INBOARD 6" RISER KIT			
8M0098892	4.2L Inboard Riser Kit - 6"	1 YEAR	4.2L V8 Inboard Only

DIESEL DTS RIGGING ACCESSORIES


 Powered by MERCURY		DIESEL - DTS RIGGING ACCESSORIES	
<div style="border: 1px solid black; padding: 5px; display: inline-block;"> CALL YOUR EPC SPECIALIST FOR AVAILABILITY OF DIESEL PARTS </div>			
Part Number	Description	Limited P&A Warranty	Notes
DTS 4.2L ENGINE ASSEMBLY KITS (VAA)			
98-8M0078873	4.2L - 370 HP V8 Sterndrive Engine Assy. Kit	1 YEAR	One required per engine
98-8M0078875	4.2L - 335 HP V8 Sterndrive Engine Assy. Kit	1 YEAR	One required per engine
98-8M0078883	4.2L - 370 HP V8 Inboard Engine Assy. Kit	1 YEAR	One required per engine
98-8M0078884	4.2L - 335 HP V8 Inboard Engine Assy. Kit	1 YEAR	One required per engine
DTS 3.0L ENGINE ASSEMBLY KITS (VAA)			
98-8M0078877	3.0L - 260 HP V6 Sterndrive Engine Assy. Kit	1 YEAR	One required per engine
98-8M0078879	3.0L - 230 HP V6 Sterndrive Engine Assy. Kit	1 YEAR	One required per engine
98-8M0078885	3.0L - 260 HP V6 Inboard Engine Assy. Kit	1 YEAR	One required per engine
98-8M0078889	3.0L - 230 HP V6 Inboard Engine Assy. Kit	1 YEAR	One required per engine
DTS 2.0L VESSEL INSTALLATION PANEL (VIP)			
8M0089494	2.0L Sterndrive VIP	1 YEAR	One required per Bravo engine
8M0089492	2.0L Inboard VIP	1 YEAR	One required per Inboard engine
3.0L & 4.2L DRIVE APPLICATION EXTENSION HARNESS			
84-8M0080193	15' Harness	1 YEAR	Inboard Applications Only - One per engine
84-8M0080194	20' Harness	1 YEAR	Inboard Applications Only - One per engine
2.0L STERNDRIVE DTS SHIFT ACTUATOR & HARNESS			
8M0111459	DTS Shift Actuator Assembly	1 YEAR	One required per 2.0L Sterndrive engine
84-879312T12	Shift Extension Harness	1 YEAR	One required per 2.0L Sterndrive engine
2.0L INBOARD TRANSMISSION HARNESSES			
84-899887T02	Inboard Application Harness	1 YEAR	One required per 2.0L Inboard engine
84-879312T23	Harness	1 YEAR	One required per 2.0L Inboard with ZF Transmission
84-879312T10	Harness	1 YEAR	One required per 2.0L Inboard with Twin Disc Transmission
3.0L & 4.2L ENGINE TO VAA EXTENSION HARNESS			
84-8M0066846	2 Meter Harness	1 YEAR	One required per 3.0L or 4.2L engine
8M0066847	3 Meter Harness	1 YEAR	One required per 3.0L or 4.2L engine
2.0L STERNDRIVE ENGINE TO VIP EXTENSION HARNESS			
84-879312T01	10' Harness	1 YEAR	One required per 2.0L Sterndrive engine
84-879312T03	20' Harness	1 YEAR	One required per 2.0L Sterndrive engine
2.0L INBOARD ENGINE TO VIP EXTENSION HARNESS			
84-879312T41	10' Harness	1 YEAR	One required per 2.0L Inboard engine
84-879312T43	20' Harness	1 YEAR	One required per 2.0L Inboard engine
2.0L VESSEL SENSOR HARNESS			
84-899887T07	10' Harness	1 YEAR	One required per 2.0L Sterndrive engine
84-899887T08	20' Harness	1 YEAR	One required per 2.0L Inboard engine
ENGINE UNSWITCHED POWER HARNESS - ALL ENGINES			
84-899887T13	10' Harness	1 YEAR	One required per engine
84-899887T14	20' Harness	1 YEAR	One required per engine
MAIN STATION EXTENSION HARNESS - ALL ENGINES			
84-8M0131372	20' Harness	1 YEAR	One required per engine
84-8M0131376	40' Harness	1 YEAR	One required per engine
84-8M0131380	60' Harness	1 YEAR	One required per engine

REPOWER APPLICATION CHARTS

APPLICATION INFORMATION CHARTS

MAIN STATION HELM HARNESS & RIGGING - ALL ENGINES			
899859K02	Single Engine - Slim Binnacle Kit	1 YEAR	One per helm
899859K03	Single Engine - Panel Mount Kit	1 YEAR	One per helm
899859K01	Dual Engine - Dual Console Kit	1 YEAR	One per helm
84-893330K01	Dual Helm Adaptor Harness	1 YEAR	One per Engine for Dual Helms
87-8M0117137	Dual Helm/Dual Engines Start Stop Kit	1 YEAR	1 for Dual Helms with Dual Engine Application
87-893353A03	4 Position Key Switch w/Bezel	1 YEAR	Single Engine Application
87-893353A04	4 Position Key Switch w/Bezel	1 YEAR	Dual Engine Application
84-879312T20	Halon Breakout Harness	1 YEAR	One required per engine
TRIM PUMP HARNESS			
84-8M0138676	10' Harness	1 YEAR	Two Required per Sterndrive Engine
SEAWATER SUPPLY HARDWARE			
88845A 1	Transom Water PickUp Kit	1 YEAR	Diesels Require External Water Supply
22-818170A 2	Thru Hull Seawater PickUp w/SeaCock	1 YEAR	Diesels Require External Water Supply
35-860603	Seawater Strainer	1 YEAR	Sterndrive Engines Ship with Strainers, Inboards Do Not
22-816339	1 1/2" Fittings for Seawater Strainer	1 YEAR	Qty 2 for Seawater Strainer Listed Above
ALIGNMENT TOOLS			
91-8M0084205	Alignment Tool Kit	1 YEAR	OSD 2.0L, 2.8L, & 4.2L Tier 2 Diesel Sterndrive
91-805475A 1	Alignment Tool Kit	1 YEAR	2.0L & 3.0L Tier 3 Diesel & Gas Sterndrive
91-8M0125730	Alignment Tool Kit	1 YEAR	4.2L V8 Tier 3 Diesel Sterndrive
V8 INBOARD 6" RISER KIT			
8M0098892	4.2L Inboard Riser Kit - 6"	1 YEAR	4.2L V8 Inboard Only

DIESEL TIER 3 SERVICE PARTS


 Powered by MERCURY		TIER 3 DIESEL SERVICE PARTS	
CALL YOUR EPC SPECIALIST FOR AVAILABILITY OF DIESEL PARTS			
Part Number	Description	Limited P&A Warranty	Notes
4.2L V8 TIER 3 - PARTS			
57-8M0093513	Accessory Drive Belt	1 YEAR	1 per engine
35-8M6002390	Fuel Filter	1 YEAR	1 per engine
35-8M0041399	Oil Filter Housing + Filter	1 YEAR	1 per engine
35-8M0066483	Oil Filter	1 YEAR	1 per engine
25-8M0066519	O-Ring Kit for Oil Filter listed above	1 YEAR	1 per engine
35-8M6002552	Air Filter	1 YEAR	1 per engine
47-816814T	Seawater Pump Impeller	1 YEAR	1 per engine
25-8M0067015	O-Ring - for Seawater Pump	1 YEAR	1 per seawater pump
8M0067625	Zinc Plug - Heat Exchanger	1 YEAR	1 per engine
36-8M0068012	Cap - Pressure	1 YEAR	1 per engine
46-8M6002556	Seawater Pump Assembly	1 YEAR	1 per engine
8M0090133	Alternator	1 YEAR	1 per engine
50-8M0066522	Starter	1 YEAR	1 per engine
46-8M0100302	Water Pump	1 YEAR	1 per engine
8M0086400	Thermostat	1 YEAR	1 per engine
8M0083015	Fuel Injector	1 YEAR	8 per engine
12-8M0068570	Sealing Washer	1 YEAR	1 per injector
12-8M0038345	Fuel Pressure Regulator	1 YEAR	1 per engine
8M0038378	Fuel Pressure Sensor	1 YEAR	1 per engine
8M0083014	Fuel Injector Pump	1 YEAR	1 per engine
8M0066367	Fuel Temperature Sensor	1 YEAR	1 per engine
8M0075685	Fuel Pump Kit - Lift Pump	1 YEAR	1 per engine
57-8M0055517	Timing Belt	1 YEAR	1 per engine
27-8M0068131	Sealing Washer - Turbo Oil Line	1 YEAR	3 per engine
12-8M0068127	Sealing Washer - Turbo Oil Line	1 YEAR	1 per engine
12-8M0124968	Sealing Washer - Turbo Oil Line	1 YEAR	4 per engine
8M0066790	Turbocharger - Port	1 YEAR	1 per engine
8M0066791	Turbocharger - Starboard	1 YEAR	1 per engine
27-8M0093462	Gasket Turbocharger	1 YEAR	2 per engine
3.0L V6 TIER 3 - PARTS			
57-8M0093495	Accessory Drive Belt	1 YEAR	1 per engine
35-8M0067337	Fuel Filter	1 YEAR	1 per engine
35-8M0066483	Oil Filter	1 YEAR	1 per engine
35-8M6002131	Air Filter	1 YEAR	1 per engine
47-816814T	Seawater Pump Impeller	1 YEAR	1 per engine
25-8M0067015	O-Ring - for Seawater Pump	1 YEAR	1 per seawater pump
97-8M0067625	Zinc Plug - Heat Exchanger	1 YEAR	1 per engine
36-8M0068012	Cap - Pressure	1 YEAR	1 per engine
46-8M6002556	Seawater Pump Assembly	1 YEAR	1 per engine
8M0120303	Alternator	1 YEAR	1 per engine
50-8M0066732	Starter	1 YEAR	1 per engine
46-8M0067249	Circulating Water Pump	1 YEAR	1 per engine
8M0093480	Thermostat	1 YEAR	1 per engine
8M0066670	Fuel Injector	1 YEAR	6 per engine
25-8M0123035	Sealing Washer-Top	1 YEAR	1 per injector
12-8M0066678	Sealing Washer-Bottom	1 YEAR	1 per injector
8M0066509	Fuel Pressure Regulator	1 YEAR	1 per engine
8M0066680	Fuel Pressure Sensor	1 YEAR	1 per engine
8M0066679	Fuel Injector Pump	1 YEAR	1 per engine
8M0066367	Fuel Temperature Sensor	1 YEAR	1 per engine
57-8M0066599	Timing Belt	1 YEAR	1 per engine
27-8M0066277	Sealing Rectangular - Turbo Oil Line	1 YEAR	1 per engine
12-8M0068127	Sealing Washer - Turbo Oil Line	1 YEAR	2 per engine
26-8M0124968	Sealing Washer - Turbo Oil Line	1 YEAR	2 per engine
8M0092620	Turbocharger	1 YEAR	1 per engine

REPOWER APPLICATION CHARTS

APPLICATION INFORMATION CHARTS

2.0L I4 TIER 3 - PARTS			
57-879172120	Accessory Drive Belt	1 YEAR	1 per engine
35-879172104	Fuel Filter	1 YEAR	1 per engine
35-879312041	Oil Filter	1 YEAR	1 per engine
35-879172143	Air Filter	1 YEAR	1 per engine
879150027	Water Strainer	1 YEAR	1 per engine
47-879312025	Seawater Pump Impeller	1 YEAR	1 per engine
25-879312026	O-Ring - for Seawater Pump	1 YEAR	1 per seawater pump
97-879194217	Anode Assy - Heat Exchanger	1 YEAR	1 per engine
19-8M0091948	Cap - Pressure	1 YEAR	1 per engine
879312023	Seawater Pump Assembly	1 YEAR	1 per engine
898101505	Alternator	1 YEAR	1 per engine
50-8M0091950	Starter	1 YEAR	1 per engine
879172037	Circulating Water Pump	1 YEAR	1 per engine
27-879172102	Gasket - Circulating Water Pump	1 YEAR	1 per engine
879150054	Thermostat	1 YEAR	1 per engine
898101664	Fuel Injector	1 YEAR	4 per engine
879172103	Fuel Pressure Regulator	1 YEAR	1 per engine
879172105	Fuel Pressure Sensor	1 YEAR	1 per engine
898101499	Fuel Injector Pump	1 YEAR	1 per engine
57-898101793	Timing Belt	1 YEAR	1 per engine
12-881791	Washer - Turbo Oil Line	1 YEAR	2 per engine
8M0103537	Turbocharger (150-170 HP)	1 YEAR	1 per engine
898101739	Turbocharger (115-130 HP)	1 YEAR	1 per engine

ZEUS GEARCASE DIESEL SERVICE PARTS

 Powered by MERCURY		ZEUS GC DIESEL SERVICE PARTS	
<div style="border: 1px solid black; padding: 5px; display: inline-block;"> CALL YOUR EPC SPECIALIST FOR AVAILABILITY OF DIESEL PARTS </div>			
Part Number	Description	Repair Quantity	Notes
ZEUS GEARCASES - HARDWARE REQUIRED - SEE BELOW			
1600-879345T44	Zeus Gearcase Assy - 1.478 Ratio	1	
1600-879345T43	Zeus Gearcase Assy - 1.611 Ratio	1	
ZEUS PROPS			
48-8M8023860	Zeus Prop - M7 5 BL	1	
48-8M8023870	Zeus Prop - M7 4 BL	1	
48-8M8023890	Zeus Prop - M9 5 BL	1	
48-8M8023910	Zeus Prop - M9 4 BL	1	
48-8M8023940	Zeus Prop - M11 5 BL	1	
48-8M8023950	Zeus Prop - M11 4 BL	1	
ZEUS GEARCASE HARDWARE - REQUIRED FOR CHANGING ZEUS GEARCASE			
16-8M0110668	Stud	8	Torque - 144 inch-pounds use 271 Loctite
16-8M0007531	Stud	2	Torque - 144 inch-pounds use 271 Loctite
12-4002321	Washers	10	
10-896895	Nuts	10	
25-8M0007558	O-Ring	1	
25-891935	O-Ring @ 3	1	
25-8M0079852	Split-Ring	1	
ZEUS ANODES			
97-879150A65	Zeus Trim Tab Anode Kit	1	2 Anodes included for one trim tab per kit
97-8M0074249	Anode Assembly	1	Ceramic Anode Included
11-400211	Nut M5X0.8	3	Retaining hardware for anode assembly
8M0021534	Ceramic Anode	1	
10-8M0045752	Screw M8X16	3	Retaining hardware for Ceramic anode
ZEUS GEARCASE & TRIM SYSTEM PARTS			
1600-879345T46	Nose Cone	1	If damaged, typically need to change gearcase
25-8M0007618	O-Ring	1	
8M0072969	Skeg	1	Loctite 680 shipped with Skeg, order 2 pins listed below
17-8M0072584	Shear Pins	2	Drill or punch out pins, installed with Loctite 680
26-8M0033407	Inner Propshaft Seal	1	
26-861694	Outer Propshaft Seal	1	Same as Bravo Three, stock some more for Zeus
879312A07	Gearset & Propshaft Kit - 18/29 Tooth Count	1	
879150A69	Gearset & Propshaft Kit - 23/24 Tooth Count	1	
8M0058357	Bearing carrier	1	
10-8M0010988	Screws	2	Torque - 65 ft-lbs use 271 Loctite
92-809819	Threadlocker 10 ml	1	Loctite 271, 10ml bottle
45-879345T48	Upper Driveshaft	1	
8M8021038	Spline CoUpler Assembly	1	
45-879345T47	Lower Driveshaft	1	
879150A78	Kingpin Adapter - Port	1	
879150A83	Kingpin Adapter - Starboard	1	
10-8M0042302	Screw @ 2	6	Torque - 85 ft-lbs use 271 Loctite
26-8M0045622	Oscillating Seal @ 2	1	Need 1, 2 per pack
8M8025206	Steering Actuator	1	
26-8M0045622	Oscillating Seal @ 2	1	
879345T72	Trim tab Assembly	1	
17-8M0007594	Hinge Pin	1	
8M0007600	Hinge Blocks	2	
17-8M0007595	Pin	1	
12-4002320	Washer	1	
10-4010816	Screw	1	Torque - 20 ft-lbs use 271 Loctite
8M8023292	Trim Tab Cylinder	1	
10-8M0041797	Screw @ 2	2	Torque - 30 ft-lbs use 271 Loctite
8M0082646	Ring Kit	1	
44-8M0054065	Inner Propshaft	1	
31-8M0048520	CUp Spacer Bearing	1	
92-802844Q02	Gear Lube 8 oz @ 12	2	Use 5.5 Quarts during 20-hour break in period only
92-858065Q01	Gear Lube 2.5 gal @ 2	1	Use 5.5 Quarts after 20-hour break in period only
8M0074256	Bronze Repair Kit	1	Use to repairs gouges in Zeus gearhousing

REPOWER APPLICATION CHARTS

Notes:

Part Number to Page Number Reference

<p>27 - 11977 84, 85, 95 14149R50 62, 73, 74, 80, 84, 85, 95, 123 14156R50 95 14865A02 39, 41 27 - 17145 95 17791R97 6, 9 27 - 33395 86, 87, 95 27 - 34213 84, 85 44267A02 40, 41 44267A03 40 27 - 46820 87, 88, 95 47806R07 122 5 -5010130CP 110 5 -5010147CP 110 5 -5010162CP 110 5 -5010181CP 110 5 -5010194CP 110 5 -5111200TP 110 5 -5111300TP 110 5 -5111400TP 110 5 -5111600TP 110 5 -5121200TP 110 5 -5121300TP 110 5 -5121400TP 110 5 -5121600TP 110 5 -5121700TP 110 5 -5231100TP 111 5 -5231200NP 111 5 -5231200TP 111 5 -5231300TP 111 5 -5237100TP 111 5 -5237200TP 111 5 -5237300TP 111 27 - 53045 1 86, 87 5 -5331200TP 112 5 -5331400TP 112 5 -5331500TP 112 5 -5331600LP 111 5 -5331600TP 112 5 -5337400TP 112 5 -5337500TP 112 5 -5337600TP 112 1623- 5356A 4 117 5 -5441200TP 112 5 -5441400LP 112 5 -5441400TP 112 5 -5441500LP 112 5 -5441500TP 113 5 -5441600LP 112 5 -5441600TP 112 5 -5441700TP 113 5 -5447400TZ 113 5 -5447500TZ 113 5 -5447600TZ 113 5 -5E31200UP 111</p>	<p>5 -5E31900UP 111 5 -5H41300UP 113 5 -5H41400UP 113 5 -5H41600TZ 113 5 -5J31200TP 111 5 -5J31300TP 111 5 -5J37200TP 111 5 -5J37300TP 111 5 -5K31500TP 112 5 -5K31600TP 112 5 -5K37400TP 112 5 -5K37600TP 112 5 -5L41300TP 113 5 -5L41400TP 113 5 -5L41500TP 113 5 -5L41600TP 113 5 -5L41700TP 113 5 -5L47400TP 113 5 -5L47500TP 113 5 -5L47600TP 113 5 -5M41600TP 113 6 -6010000CP 118 6010000DP 118 6 -6100002P 118 61086A11 42, 43 6 -6111002LP 118 6 -620000091 118 6 -62000010P 118 6 -62000012P 118 6 -6311002NZ 118 6 -6315002TP 118 6 -6345002TP 118 6 -6511002NZ 118 27 - 68715 95 6 -6911002TP 118 6 -6A15002TP 118 6 -6A45002TP 118 27 - 70905 95 22 - 72932A 3 41 802555 67 27 - 803184 95 27 - 805403A 1 95 805495R60 121, 125 805636R50 62, 74, 75, 80, 95, 123 32 - 806178 3 44 32 - 806178 4 44 32 - 806261 3 44 806347R50 62, 73, 74, 80, 84, 95, 123 806351R50 78, 83, 95, 124 22 - 806836A 3 41 22 - 806837A 1 42 46 - 807151A 5 42, 43 807447R03 63, 73 807447R50 63, 75-77, 81, 82, 95, 123 807449R50 63, 75-77, 81, 82, 87, 95, 123</p>
---	--

Part Number to Page Number Reference

807459A 3	41	844200A08	79, 83
27 -807473A 1	86, 87, 95	844500A 8	78, 83
807481R55	122	849391T	67
807481R57	122	31 -849396	67
807736R50	62, 73, 74, 80, 84, 85, 95, 123	854008R00	9, 10
807736R51	30, 62	854198A07	10
19 -807861	37	854198R01	7, 10
807901A 5	42, 43	854198R04	7, 10
809837R97	6, 9	854198R99	10
809837T97	9	854199R00	7, 11
809992	67	854199R99	7, 11
84 -812475A20	45	23 - 85701	67
84 -812475A25	45	23 - 85726001	67
84 -812475A 3	44	884 -858257R21	13, 14
812817R00	7, 10	884 -858961A19	14
812817R97	7, 10	884 -858961R19	14
813043R00	7, 10	884 -858961R30	13, 14
813043R97	7, 10	884 -858961T30	14
27 -814680 1	84	1623-859399T13	17
27 -815528	84, 95	1623-859399T14	18
1623-815822A28	117	1623-859399T15	18
1623-815822A30	117	1623-859399T16	18
1623-815822A36	117	1623-859399T17	18
1623-815822A47	115	860186R 5	63, 73
1623-815822A52	115	860186R50	75, 77, 81, 82
1623-815822A53	115	860427A 5	42-44
1623-815822A55	115	1547-861063A10	113
816962	67	1547-861063A12	113
84 -817659T01	46	1547-861063A 4	114
800-818154R48	6	1547-861063A 6	114
23 -818465	67	1547-861063A 8	113
23 -818473001	67	861481A 2	47
821024T	67	862354A04	39, 41
823434R00	7, 10	50 -863007A 1	84-88
823434R97	7, 10	863611R11	31
824317 1	67	863646 1	44
27 -824326	84, 95	863744R03	121, 125
27 -824326002	84-86, 95	863744R04	125
938-827178R 1	65, 73, 74	863744R05	121, 125
827691A 1	47	863745R03	121, 125
1641- 8294A14	117	863745R04	121, 125
1641- 8294A16	116	32 -863813	44
1641- 8294A19	116	1589-863836A50	114
1641- 8294J00	117	1589-863836A51	114
1641- 8294J01	116	1589-863836A52	114
1641- 8294J02	116	1589-863836A56	114
1641- 8294R16	125	1589-863836A66	114
840130A 4	44	1589-863836A67	114
61 -840756A04	11	1589-863836R50	124
61 -841017A52	11	1589-863836R51	124
61 -841017R51	7, 11	1589-863836R52	124
841178A05	79, 83	1589-863836R67	124
841178A 1	79, 83	84 -864218	45
61 -843034A07	11	27 -864547A02	44
61 -843034R07	7, 11	864558 2	44

Part Number to Page Number Reference

32 -864568	44	1500-866459J00	115
32 -864569	44	1500-866459J01	114
1589-864571A70	115	1500-866459J02	114
1589-864571A72	115	1500-866459J03	114
864626A01	73, 79	1500-866459J04	114
864626A02	70, 73, 79	877869A07	11
32 -864705	44	877869R00	7, 11
27 -864850A02	44	877869R01	7, 11
864908A 1	39, 41	877869R04	7, 11
864908A 2	41	878365R00	9
864920A02	42-44	878492K14	45
864929A 3	39, 41	879150102	72
864929A 4	41	879150103	72
865008T04	42, 43	879150153	72
32 -865055	44	879172001	72
32 -865056	44	879288019	38
865057T	44	879288020	38
865108R01	63, 82	879288036	72
865108R80	31	879288A06	70, 77, 82
865108R89	31	900-879288A53	77
865188T01	43	879288T62	37
865380A25	46	879808R01	6, 9, 10
1589-865440H01	114	879808T07	9, 10
1589-865440H02	114	879809R07	7, 10
1589-865440H50	114	879809T07	10
1589-865440H51	114	879831	72
1589-865440H52	114	84 -879982T20	45
1589-865440H56	114	84 -879982T25	45
1589-865440H66	114	84 -879982T30	45
1589-865440H67	114	1600-880686A43	18
1589-865440H68	114	1600-880686A44	18
1589-865440H70	115	1600-880686A51	18
1589-865440H72	115	1600-880686A52	18
1589-865440H73	114	1600-880686A53	18
84 -865677T02	44	1600-880686T13	19
84 -865772T01	46	1600-880686T14	19
84 -865772T02	47	1600-880686T15	19
865839T03	42, 43	1600-880686T16	19
865995A01	38, 41	1600-880686T17	19
865996A01	41	1600-880686T23	19
866003A01	39, 41	1600-880686T24	19
866004A01	40, 41	1600-880686T25	19
866005A01	40, 41	1600-880686T54	19
800 -866138A03	75, 76, 81, 82, 87	1600-880686T55	19
800 -866138A05	70, 77, 82	1600-880686T56	20
800 -866138A06	77, 82	1600-880686T57	19
866208A02	39, 41	1600-880686T58	19
866208A03	41	1600-880686T59	20
866209A01	40, 41	84 -881125A 1	46
84 -866337T01	45	27 -881620001	87, 88
1500-866458J00	115	27 -881633T01	95
1500-866458J01	114	881879A13	45
1500-866458J02	114	883281R50	64, 78, 83, 95, 124
1500-866458J03	114	938 -883296R 1	65, 73, 74
1500-866458J04	114	938 -883490R 1	65, 75-77

Part Number to Page Number Reference

938-883492R 1	65, 78	896332253	72
883511R04	7, 10	896346701	119
883511T04	10	896346702	119
883600R04	7, 10	896346703	119
883600T04	10	896346707	119
883892A07	11	896346708	119
883892R04	7, 11	896346709	119
883894A07	11	896346729	120
883894R04	11	896346731	120
883944R50	63, 75, 76, 81, 82, 95, 123	896346736	119
938-884740R	65, 73, 74	61-896499A07	9, 10
938-884742R	65, 78	61-896499A08	9, 10
1656-8866A11	117	61-896966A07	11
1656-8866A62	116	61-897148A08	9
1656-8866A63	115	61-897148A09	9
1656-8866A64	117	898096R03	15
1656-8866A80	116	898235A01	43
1656-8866A83	116	898235A02	43
1656-8866G07	116	898272020	72
1656-8866G08	116	900-8M0046344	79, 89
1656-8866G10	116	1656-8M0046682	116
1656-8866J00	117	1656-8M0046683	117
1656-8866J01	116	1656-8M0046733	116
1656-8866J07	116	1656-8M0046735	116
1656-8866J08	116	1656-8M0046738	116
1656-8866J09	116	1656-8M0046831	116
1656-8866J24	116	27-8M0050224	95
1656-8866J25	116	27-8M0050225	95
1656-8866J30	117	8M0052529	63, 87
1656-8866R04	125	61-8M0054062	8, 9
1656-8866R63	125	61-8M0054063	8, 9
1589-8868A15	115	61-8M0055433	8-10
1589-8868G21	115	61-8M0055436	8-10
1600-888845T01	18	900-8M0061735	77
1600-888845T02	18	8M0062846	79, 83, 95, 124
1600-888845T03	19	8M0062850	62, 73, 79, 95, 123
885-889437A 2	14	8M0063328	62, 73, 74, 80, 85, 86, 95, 123
885-889437R02	13, 14	8M0063382	47
891767A07	9	8M0066740	72
891767R04	6, 9	8M0066850	72
891823A07	10	61-8M0070524	8, 10
84-892444T02	45	8M0072497	30
892486K08	46	1689-8M0072952	18
12-892619A01	38	1689-8M0072953	18
892807R05	15	27-8M0073380	95
1623-8951A33	115	8M0074038	71, 79, 83
1623-8951A37	117	8M0079198	37
1623-8951A39	117	8M0079530	27
1623-8951A43	115	8M0079531	28
895233A07	9	35-8M0082290	44
895233R05	6, 9	23-8M0088395	37
27-895235	87, 88	8M0088396	74, 75, 80, 86, 87
61-895247A07	10, 11	8M0088397	75-77, 81, 82, 87
61-895247R06	9-11	900-8M0090760	93
61-895247R07	9-11	61-8M0090765	9

Part Number to Page Number Reference

900-8M0091709	78, 93	23-8M0123486	67
8M0092946	28	23-8M0123487	67
8M0093550	28	23-8M0123488	67
8M0095941	63, 73, 77, 82	23-8M0123489	67
1600-8M0099218	19	23-8M0123490	67
1600-8M0099221	19	8M0123491	67
8M0101211	70, 73, 74, 80, 85, 86	8M0123492	67
8M0103982	37	8M0123494	67
900-8M0107023	89	8M0123495	67
8M0109404	31	8M0123498	67
8M0110642	46	8M0123499	67
700-8M0111056	66	8M0123500	67
700-8M0111057	66	8M0123501	67
700-8M0111058	66	8M0123503	67
700-8M0111059	66	8M0123505	67
700-8M0111064	66	8M0123506	67
700-8M0111065	66	8M0124033	63
700-8M0111066	66	8M0124034	27
700-8M0111067	66	98-8M0124068	39, 41
700-8M0111134	66	8M0124238	63
700-8M0111799	66	8M0124363	15
700-8M0111800	66	61-8M0124365	9, 11
8M0112307	72	8M0125139	70
8M0112308	72	61-8M0125790	3, 5
8M0113304	28	61-8M0128367	3, 5
8M0114790	70	61-8M0128564	8, 9
8M0114814	70	61-8M0128566	8, 9
938-8M0115134	73, 92	8M0128770	69
938-8M0115135	73, 92	8M0129098	120
938-8M0115136	73, 74, 92	8M0136293	35
938-8M0115137	75-77, 92	8M0136294	36
938-8M0115138	92	8M0136919	67
938-8M0115139	92	8M0136920	67
938-8M0115140	93	8M0137121	64, 69, 73, 78, 83, 88, 95, 124
938-8M0115141	78, 79, 93	8M0137122	64, 69, 73, 78, 83, 87, 88, 95, 124
938-8M0115142	93	61-8M0137238	3, 5
938-8M0115143	78, 93	8M0139548	119
884-8M0115347	13, 14	46-8M0139983	43
900-8M0116266	89	61-8M0143995	3, 5
8M0116646	35	8M0146074	93
98-8M0117124	40	8M0146075	93
98-8M0117125	40	8M0146076	93
22-8M0119308	42	8M0146077	93
8M0119614	37	8M0146078	94
61-8M0122427	9	8M0146079	94
91-8M0122811	10	8M0146080	94
8M0123360	27	8M0146108	94
8M0123362	27	8M0149869	47
23-8M0123479	67	8M0150280	62
23-8M0123480	67	98-8M0151748	46
23-8M0123481	67	8M0158327	72
23-8M0123482	67	8M2021920	84-86
23-8M0123483	67	1667-9011G90	18
23-8M0123484	67	1667-9011J15	17
23-8M0123485	67	1667-9011J16	17

Part Number to Page Number Reference

1667- 9011J 2	18
1667- 9011J29	19
1667- 9011J33	17
1667- 9011J35	17
1667- 9011J37	17
1667- 9011J39	17
1667- 9011J 6	17
1667- 9011J 7	17
1647- 9148T81	17
1647- 9148T82	17
1647- 9148T84	17
1647- 9148T85	17
1647- 9148T86	17
93320A13	38, 41
93322A12	38, 41
19 - 93654	38
1547- 9412A19	113
1547- 9412A20	113
1547- 9412A21	113
1547- 9412A22	113
1547- 9412A23	113
27 - 96429	95
27 - 99757	84-86, 95
NA	41, 73-77

#NUMERIC

350 MPI Crate Engine	28
540 Crate Engine	28

A

Adapter Harness	45
Adapter Kit Transom	47
Adapter Transom Kit	47
Analog Gauge Interface Kit	46

B

Belt Kit Serpentine	42
Belt Serpentine Kit	42
Block Assembly Long	62, 63
Bracket Front Lifting Eye	43
Bravo Driveshaft Housing	114, 115
Bravo Gear Housing	115–117
Bravo Sterndrive	111–113

C

Carburetor Kit Wedge	37
Carburetor Wedge Kit	37
Closed Cooling Kit	42
Cooler Pump Kit	47
Crankshaft Spacer	37
Cylinder Assembly	47
Cylinder Head	65
Cylinder Head Assembly	89, 92, 93

D

Dressed Powerhead Outboard	3
Drive Bravo Housing Shaft	114, 115
Drive Bravo Shaft Housing	114, 115
Driveshaft Alpha Housing	113, 114
Driveshaft Bravo Housing	114, 115

E

ECM Module	42
Elbow/Riser Exhaust Kit	39
Elbow Intermediate Kit	40

Elbow Kit Intermediate	40
Engine, V-6	30, 62
Engine Cover	37
Engine Flush Kit	43
Engine Plus Series	27, 28, 30, 31, 35, 36
Exhaust Elbow/Riser Kit	39
Exhaust Manifold	38
Exhaust Pipe Kit	40

F

Filter Remote Oil Kit	41
Fitting Hot Water Kit	41, 42
Fitting Kit Hot Water	41, 42
Flame Arrestor	37
Flushing Kit	43
FourStroke Outboard Powerhead	8, 9
Fuel Filter	44

G

Gateway Multi Engine	46
Gearcase Assembly	18, 19
Gearcase Assembly Complete	18–20
Gear Housing Alpha	115, 117
Gear Housing Assembly Complete	17
Gear Housing Bravo	115–117
Gear Housing MC-l/R	117
Gear Housing Outboard	17, 18

H

Harness Adapter	45
Harness Power Trim Extension	46, 47
Harness SC1000	45
Harness Tank 3 Pin	45
Head Cylinder	65
Hot Water Fitting Kit	41, 42

I

Igniton Module Kit	44
Instrument Harness	44, 45
Interface Kit Analog Gauge	46

Part Description Index

J

Junction Box SmartCraft 45

L

Longblock 62–64, 69–71
Longblock, Diesel 72
Longblock Assembly 62
Longblock Diesel 72

M

MC-I/R Gear Housing 117
Module ECM 42
Module Igniton Kit 44

N

NMEA 2000 Starter Kit 46

O

Oil Filter Remote Kit 41
Outboard Powerhead 7–9, 13

P

Pipe Kit Exhaust 40
Pitot Speed Sensor Kit 45
Plug 37, 38
Powerhead Outboard 3, 6, 7, 13
Powerhead Remanufactured 8
Powerhead Sport Jet 13
Pump Assembly Trim 46
Pump Kit Cooler 47
Pump Kit Seawater 42, 43
Pump Seawater Kit 42, 43

R

Remanufactured Powerhead. 8
Remanufactured Supercharger 15
Remanufactured Velvet Drive Transmission 121, 122
Remote Oil Filter Kit 41
Riser Installation Kit 39, 40
Riser Kit 38, 39

S

Seawater Pump Kit 42, 43
Sensor Kit Pitot Speed 45
Serpentine Belt Kit 42
Shim Kit 38
SmartCraft Junction Box 45
Sport Jet Powerhead 13
Sterndrive Alpha 110
Sterndrive Bravo 111–113
Supercharger Remanufactured 15

T

Transmission 119
Transmission, Remanufactured Velvet Drive 121, 122
Transmission Assembly 119–121
Transom Assembly 118
Transom Harness 44
Trim Pump Assembly 46

V

Valve Exhaust 93, 94
Valve Intake 93, 94
Verado 6 - Cylinder Supercharger 15

W

Water Separating Filter 44
Wedge Carburetor Kit 37
Wedge Kit Carburetor 37